



J. Safra Sarasin

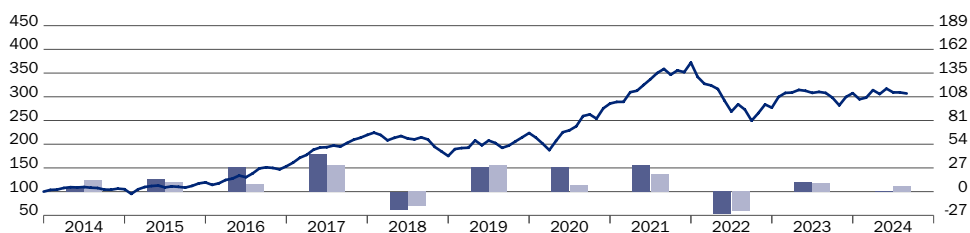
JSS Sustainable Equity - SaraSelect M CHF dist

Data as of 31 August 2024 | Source: JSS Investmentfonds Ltd | Page 1 of 4

Fund Portrait

The JSS Sustainable Equity - SaraSelect aims to deliver long-term capital growth. To achieve this, the fund invests primarily in equities of small and mid-cap companies connected to Switzerland or Liechtenstein. Investments are made with a long-term and anti-cyclical perspective. The fund reaches its sustainability characteristics through an engagement approach by individually targeting selected companies to adopt more responsible environmental, social and governance (ESG) practices. The fund avoids investments in the JSS Exclusion list as well as laggards in their respective industry.

Net Performance (in CHF) as of 31.08.2024



left scale:
— Performance indexed

right scale, annual performance in %:
■ Fund ■ Benchmark (BM): SPI Swiss Small & Mid Caps®

	1 Month	3 Months	YTD	1 year	3 years p.a.	5 years p.a.	10 years p.a.
Fund	-0.72%	-3.22%	-0.22%	-0.37%	-5.06%	9.80%	11.05%
BM	0.44%	0.20%	5.94%	6.59%	-3.71%	5.27%	7.32%

	2023	2022	2021	2020	2019	Since Inception
Fund	11.07%	-25.56%	30.24%	27.81%	27.64%	235.58%
BM	9.62%	-22.01%	20.30%	7.97%	29.96%	142.41%

Past performance does not guarantee future returns. The performance shown does not take account of any commissions and costs charged when subscribing and redeeming units.

Top Ten Holdings

Also Holding	6.55%	Daetwyler Holding	4.13%
Bachem Holding AG	5.84%	Skan Group AG	4.02%
Belimo Holding AG	5.32%	SIG Combibloc Group AG	3.61%
Sika LTD	4.99%	Dottikon ES Holding	3.59%
Bell AG	4.16%	Burkhalter Holding AG	3.48%

Top 10 positions: 45.69%

Sector Allocation

Industrials	41.03%
Health Care	16.45%
Inform. Technology	14.81%
Materials	13.51%
Consumer Staples	6.37%
Consumer Discretionary	1.41%
Stocks	0.57%
Other	5.85%

Risk and reward profile



1	2	3	4	5	6	7
---	---	---	---	---	---	---

The risk and reward category shown is based on historical data and can not be used as a reliable indicator of the future risk profile of the fund. The classification of the fund may change over time and is not a guarantee.

Fund Overview

Net asset value per share	2047.84
Fund size in millions	1579.78
Fund management company	J. Safra Sarasin Investmentfonds Ltd, Basel
Custodian bank	Bank J. Safra Sarasin Ltd, Basel
Portfolio management	VV Vermögensverwaltung Ltd, Zug
Portfolio manager	Marc Possa
Domicile of fund	Switzerland
ISIN code	CH0185829030
Swiss Sec.-No.	18 582 903
Bloomberg	SARAMCH SW
Launch date Share class	10 September 2013
Launch date Sub-Fund	1 February 1996
End of fiscal year	August
Total expense ratio*	0.11%
Reference currency	CHF
Dividend payment 2023	CHF 30.90
Last dividend payment	December
Sales fee	0.0%
Exit charge	0.0%
Issuing/redemption charge in favour of the fund	0.20%
Legal structure	FCP
Benchmark (BM)	SPI Swiss Small & Mid Caps®

*The costs of managing the sub-fund are calculated quarterly in arrears and may vary. Detailed information on these costs and any additional costs can be found in the Sales Prospectus / KID.

Settlement Details

Subscriptions/Redemptions	daily
Notice Period subs/reds	n.a.
Settlement subs / reds	T+2 / T+2
Order cut-off (CET)	12:00
Min. Initial Investment	n.a.
Dilution levy Addition/Deduction	0.20 / 0.20

Statistical Ratios

	Fund	Benchmark
Volatility	15.69%	14.03%
Beta	1.06	n.a.
Sharpe Ratio	-0.35	-0.30
Information Ratio	-0.26	n.a.
Tracking Error	5.09%	n.a.

The statistical ratios are calculated on the basis of the previous months (36 months, basis CHF). Risk-free interest rate: 0.46%



J. Safra Sarasin

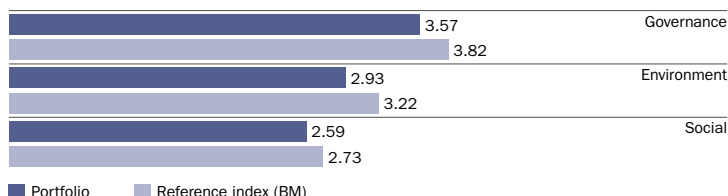
JSS Sustainable Equity - SaraSelect M CHF dist

Data as of 31 August 2024 | Source: JSS Investmentfonds Ltd | Page 2 of 4

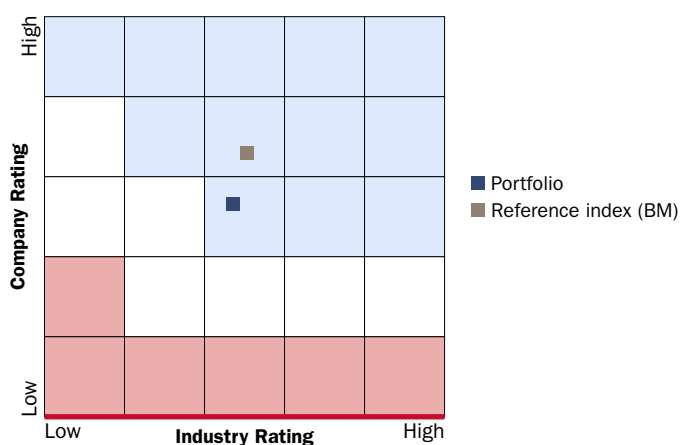
Sustainable Investing Approaches

Exclusion (negative screening)	✓
ESG Integration	✗
Stewardship	✓
Sustainability-themed	✗
Sustainability Objectives	✗

Environmental, Social and Governance Scores (ESG Scores)



J. Safra Sarasin Sustainability Matrix



- Best-In-Class universe: JSS ESG A-rated**
 - superior ESG profile, industry leaders
 - eligible for all sustainable strategies
- Neutral universe: JSS ESG B-rated**
 - no particular ESG credentials, industry followers
 - eligible for "integrated" sustainable strategies
- Worst-Out universe: JSS ESG C-rated**
 - weak ESG credentials, industry laggards
 - not eligible for JSS sustainable strategies
- Exclusions: JSS ESG D-rated**
 - controversial business activities
 - not eligible for JSS sustainable strategies

Stewardship activities

Key statistics	2023
Number of holdings with engagement interactions	22
Number of engagement interactions	34
Percentage of interactions in which environmental issues were discussed	41%
Percentage of interactions in which social issues were discussed	32%
Percentage of interactions in which governance topics were discussed	74%
Proxy voting: Number of meetings voted	40
Number of holdings on December 31, 2023	39

Definitions and Explanations

Exclusion criteria: Controversial weapons (biological, chemical and nuclear weapons, cluster munitions and anti-personnel mines), coal, GMO in agriculture and medicine, palm oil, defence and armament, tobacco, adult entertainment, violation of human rights and other UN Global Compact Principles.

ESG scores: An issuer's rating is the aggregation of more granular information analysed along the Environmental, Social and Governance pillars (on a scale from 0-5). Comparison at this level and aggregated at portfolio level provides more precise insights on the portfolio's exposure to sustainability risks.

Sustainability Matrix: Using our proprietary methodology, companies and industries are rated according to sustainability criteria (on a scale from 0-5). This results in a specific positioning for each company in our Sustainability Matrix, displaying both the sustainability risk exposure of a given industry (industry rating) and the relative ability of a company to mitigate those risks (company rating).

Engagement: An engagement consists of one or more company interactions and refers to either one-on-one discussions or discussions in a collective engagement. Engagements included in this table occurred in the year under review.

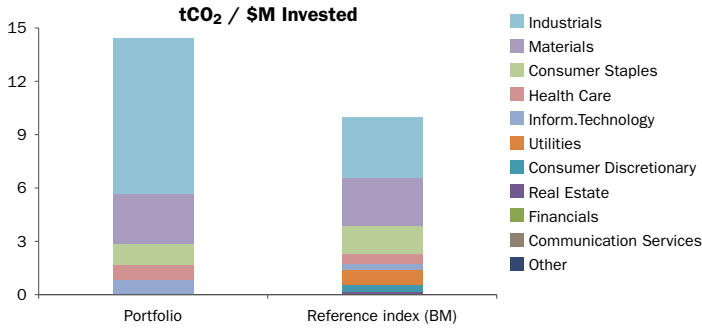


J. Safra Sarasin

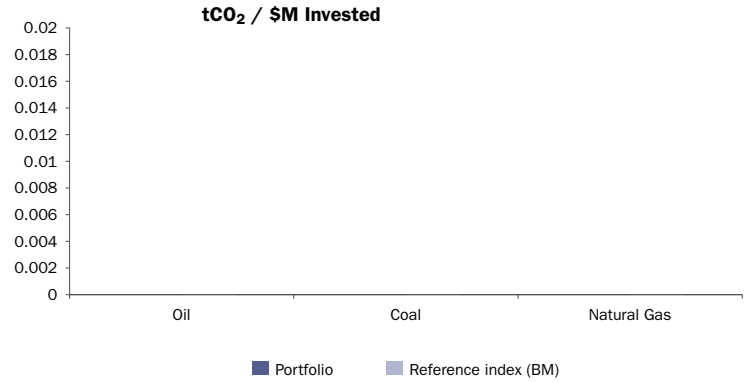
JSS Sustainable Equity - SaraSelect M CHF dist

Data as of 31 August 2024 | Source: JSS Investmentfonds Ltd | Page 3 of 4

Carbon Footprint



Stranded Assets - Potential CO2 Emissions



Definitions and Explanations

Carbon footprint: The portfolio's carbon footprint is a function of sector allocation and holdings' carbon intensity. Lowering the footprint vs the benchmark while preserving a sectoral balance is therefore a way to reduce related risks in the portfolio. The portfolio's Scope 1 and 2 footprint is calculated. It is measured in tons of CO₂ equivalent per USD million Enterprise Value Including Cash (EVIC).

Stranded assets: The chart shows future CO₂ emissions of fossil fuel reserves owned by the companies held in the portfolio compared to the benchmark. These CO₂ emissions are measured in tons of CO₂ equivalent per USD million Enterprise Value Including Cash (EVIC). In an environment where world leaders have agreed on carbon emissions limitations in order to address climate change issues, the economy needs to respect a global carbon budget. This in turn means that carbon assets (mostly fossil fuel reserves) are becoming stranded. Potential emissions from fossil fuel reserves therefore give insights into stranded asset risks in the portfolio.



J. Safra Sarasin

JSS Sustainable Equity - SaraSelect M CHF dist

Data as of 31 August 2024 | Source: JSS Investmentfonds Ltd | Page 4 of 4

Benchmark Disclaimer

“SIX Swiss Exchange AG (“SIX Swiss Exchange”) is the source of SMI Indices® and the data comprised therein. SIX Swiss Exchange has not been involved in any way in the creation of any reported information and does not give any warranty and excludes any liability whatsoever (whether in negligence or otherwise) – including without limitation for the accuracy, adequateness, correctness, completeness, timeliness, and fitness for any purpose – with respect to any reported information or in relation to any errors, omissions or interruptions in the SMI Indices® or its data. Any dissemination or further distribution of any such information pertaining to SIX Swiss Exchange is prohibited.”

Legal notices - Edition Switzerland:

Information for Investors in Switzerland: This publication is marketing material for an investment, which has been prepared solely for the information and exclusive use of the recipient in Switzerland. The prospectus and fund contract (in German and English) and/or key information document (KID) (if any) are generally (in German, French, Italian and English) available free of charge from the custodian bank and the information center (Bank J. Safra Sarasin Ltd, Elisabethenstrasse 62, CH-4051 Basel) or the fund manager J. Safra Sarasin Investmentfonds Ltd, Wallstrasse 9, CH-4002 Basel or under: <https://product.jsafrasarasin.com/internet/product/en/index>

The statements in this document neither constitute an offer nor an invitation to buy shares of the fund. All details are provided for marketing and information purposes only and should not be misinterpreted as investment advice. The Fund is a contractual fund under Swiss law of the type "other funds for traditional investments" and which is supervised by the Swiss Financial Market Supervisory Authority ("FINMA"). This fund is a contractual investment fund (type "other funds for traditional investments") under the law of Switzerland, and is regulated by the Swiss Financial Market Supervisory Authority ("FINMA"). Potential investors should consult the prospectus, fund contract and all legally relevant local offering documents before making any investment and, in particular, inform themselves comprehensively about the risks associated with the Fund. Detailed information about risks and rewards is available in the prospectus.

Performance was calculated on the basis of net asset values (NAV) and gross dividends reinvested. When calculating performance, all the costs charged to the fund were included to give the net performance. The performance shown does not take account of any commissions and costs charged at the investor level when subscribing and redeeming units. Additional commissions, costs and taxes charged at the investor level have a negative impact on performance. Past performance is not a reliable guide to future performance. The value of your investment may go down as well as up. The return upon the investment will therefore necessarily be variable. Consequently, there is no guarantee that investors will get back the full amount of their invested capital upon redemption. Investments in foreign currencies involve a currency risk, as the return in the investor's currency may be higher or lower due to exchange rate fluctuations. The value of the investor's investment may therefore, as well as for other reasons, increase or decrease. Therefore, there is no guarantee that investors will receive back the full amount of their invested capital upon redemption.

The prospectus and fund contract as well as the annual and semi-annual reports are available free of charge from the custodian bank and the information centre (Bank J. Safra Sarasin Ltd, Elisabethenstrasse 62, P.O. Box, CH-4051 Basel, Switzerland) or the fund manager (J. Safra Sarasin Investmentfonds Ltd, Wallstrasse 9, CH-4002 Basel, Switzerland). The latest available prospectus, fund contract as well as the KID (if any) should be consulted before considering any investment.

The issuer of this factsheet is not in a position to provide details of any one-off or recurring commissions paid to the bank / by the bank and / or to the fund broker / by the fund broker in connection with this Sub-Fund. Source of performance data: J. Safra Sarasin Investmentfonds AG, Datastream & SIX. All views and forecasts are based on the best of the issuer's knowledge and belief at the time of publication and are subject to change without notice. As some of the information in this publication has been obtained from third parties, the accuracy, completeness and correctness of the information contained in this publication cannot be guaranteed. The list of countries where the Sub-Fund is registered can be obtained from J. Safra Sarasin Investmentfonds AG, which may decide to terminate the arrangements made for the marketing of the Fund in any given country. Persons domiciled, resident or located in the U.S. or having U.S. citizenship are not permitted to hold shares of the Fund and it is prohibited to publicly offer, issue or sell these shares to persons domiciled, resident or located in the U.S. or having U.S. citizenship. © J. Safra Sarasin