



# J. Safra Sarasin

## JSS Sustainable Equity - Swiss SME Plus C CHF acc

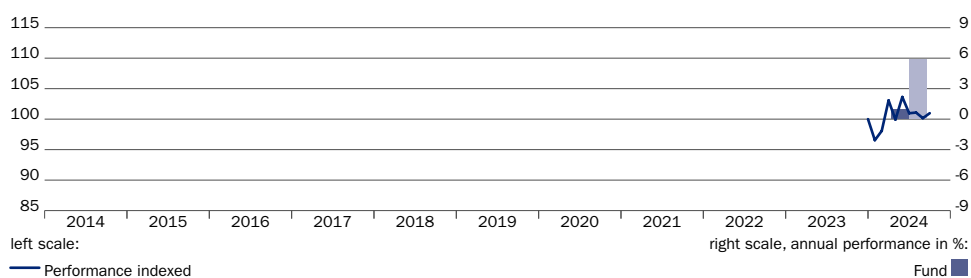
Data as of 30 September 2024 | Source: JSS Investmentfonds Ltd | Page 1 of 4

### Fund Portrait

The JSS Sustainable Equity - Swiss SME Plus seeks to achieve long-term capital growth. To achieve this, the sub-fund invests in small and medium-sized enterprises listed in Switzerland. The sub-fund reaches its sustainability characteristics through an engagement approach by individually targeting selected companies to adopt more responsible environmental, social and governance (ESG) practices. Engagements are conducted by the Investment Manager via targeted, constructive dialogue with investee companies. In addition, the sub-fund avoids investments in the JSS Exclusion list as well as laggards in their respective industry.

The Sub-Fund is actively managed without replicating any benchmark. However, the Sub-Fund is managed with reference to SPI Small and Middle Companies CHF TR® (the "Benchmark").

### Net Performance (in CHF) as of 30.09.2024



	1 Month	3 Months	YTD	1 year	3 years p.a.	5 years p.a.	10 years p.a.
Fund	0.81%	0.01%	0.98%	n.a.	n.a.	n.a.	n.a.
BM	-0.10%	1.68%	5.83%	n.a.	n.a.	n.a.	n.a.

	2023	2022	2021	2020	2019	Since Inception
Fund	n.a.	n.a.	n.a.	n.a.	n.a.	0.34%
BM	n.a.	n.a.	n.a.	n.a.	n.a.	5.66%

Past performance does not guarantee future returns. The performance shown does not take account of any commissions and costs charged when subscribing and redeeming units.

### Top Ten Holdings

Also Holding	5.73%	Belimo Holding AG	4.25%
Sika LTD	5.27%	Skan Group AG	4.12%
Bachem Holding AG	4.68%	Daetwyler Holding	4.06%
Lem Holding	4.52%	SIG Combibloc Group AG	3.77%
Bell AG	4.38%	Bossard Holding AG	3.36%

Top 10 positions: 44.14%


### Sector Allocation

Industrials	39.12%
Inform. Technology	16.45%
Health Care	14.84%
Materials	13.15%
Consumer Staples	6.94%
Consumer Discretionary	1.41%
Stocks	0.47%
Other	7.62%

### Country Allocation

Switzerland	90.97%
Austria	1.41%
Other	7.62%

### Risk and reward profile



The risk and reward category shown is based on historical data and can not be used as a reliable indicator of the future risk profile of the fund. The classification of the fund may change over time and is not a guarantee.

1	2	3	4	5	6	7
---	---	---	---	---	---	---

### Fund Overview

Net asset value per share	100.34
Fund size in millions	21.25
Investment company	J. Safra Sarasin Fund Management (Luxembourg) S.A.
Depository	CACEIS Investor Service Bank S.A., Luxembourg
Portfolio management	VV Vermögensverwaltung Ltd, Zug
Portfolio manager	Marc Possa
Domicile of fund	Luxembourg
ISIN code	LU2611736625
Swiss Sec.-No.	126 352 972
Bloomberg	JSEGLDC LX
Launch date Share class	20 December 2023
Launch date Sub-Fund	20 December 2023
End of fiscal year	June
Total expense ratio*	1.15%
Management fee	0.90%
Reference currency	CHF
Dividend payment	none (reinvesting)
Sales fee	max. 3.00%
Exit charge	0.0%
Redemption charge in favour of the fund	0.0%
Legal structure	SICAV
Benchmark (BM)	SPI Small and Middle Companies TR *
SFDR classification	Article 8

\*The costs of managing the sub-fund are calculated quarterly in arrears and may vary. Detailed information on these costs and any additional costs can be found in the Sales Prospectus / KID.

### Settlement Details

Subscriptions/Redemptions	daily
Notice Period subs/reds	n.a.
Settlement subs / reds	T+2 / T+2
Order cut-off (CET)	12:00
Swing Pricing	yes
Min. Initial Investment	n.a.

### Statistical Ratios

	Fund	Benchmark
Volatility	n.a.	n.a.
Beta	n.a.	n.a.
Sharpe Ratio	n.a.	n.a.
Information Ratio	n.a.	n.a.
Tracking Error	n.a.	n.a.

The statistical ratios will only be calculated on a reporting period of 36 months or more.



# J. Safra Sarasin

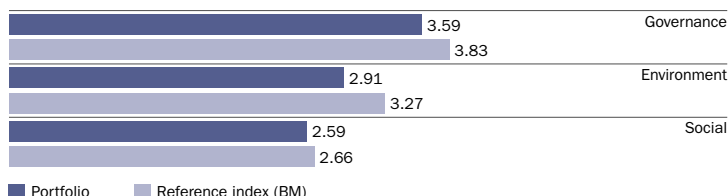
## JSS Sustainable Equity - Swiss SME Plus C CHF acc

Data as of 30 September 2024 | Source: JSS Investmentfonds Ltd | Page 2 of 4

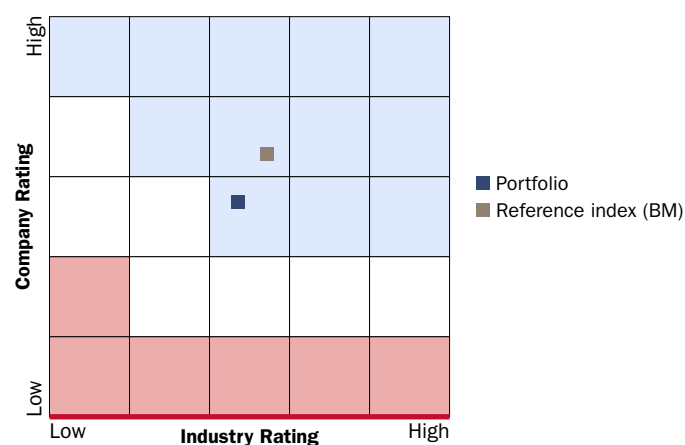
### Sustainable Investing Approaches

Exclusion (negative screening)	✓
ESG Integration	✗
Stewardship	✓
Sustainability-themed	✗
Sustainability Objectives	✗

### Environmental, Social and Governance Scores (ESG Scores)



### J. Safra Sarasin Sustainability Matrix



- Best-In-Class universe: JSS ESG A-rated**
  - superior ESG profile, industry leaders
  - eligible for all sustainable strategies
- Neutral universe: JSS ESG B-rated**
  - no particular ESG credentials, industry followers
  - eligible for "integrated" sustainable strategies
- Worst-Out universe: JSS ESG C-rated**
  - weak ESG credentials, industry laggards
  - not eligible for JSS sustainable strategies
- Exclusions: JSS ESG D-rated**
  - controversial business activities
  - not eligible for JSS sustainable strategies

### Stewardship activities

Key statistics	2023
Number of holdings with engagement interactions	22
Number of engagement interactions	32
Percentage of interactions in which environmental issues were discussed	44%
Percentage of interactions in which social issues were discussed	34%
Percentage of interactions in which governance topics were discussed	72%
Proxy voting: Number of meetings voted	n.a.
Number of holdings on December 31, 2023	36

### Definitions and Explanations

**Exclusion criteria:** Controversial weapons (biological, chemical and nuclear weapons, cluster munitions and anti-personnel mines), coal, GMO in agriculture and medicine, palm oil, defence and armament, tobacco, adult entertainment, violation of human rights and other UN Global Compact Principles.

**ESG scores:** An issuer's rating is the aggregation of more granular information analysed along the Environmental, Social and Governance pillars (on a scale from 0-5). Comparison at this level and aggregated at portfolio level provides more precise insights on the portfolio's exposure to sustainability risks.

**Sustainability Matrix:** Using our proprietary methodology, companies and industries are rated according to sustainability criteria (on a scale from 0-5). This results in a specific positioning for each company in our Sustainability Matrix, displaying both the sustainability risk exposure of a given industry (industry rating) and the relative ability of a company to mitigate those risks (company rating).

**Engagement:** An engagement consists of one or more company interactions and refers to either one-on-one discussions or discussions in a collective engagement. Engagements included in this table occurred in the year under review.

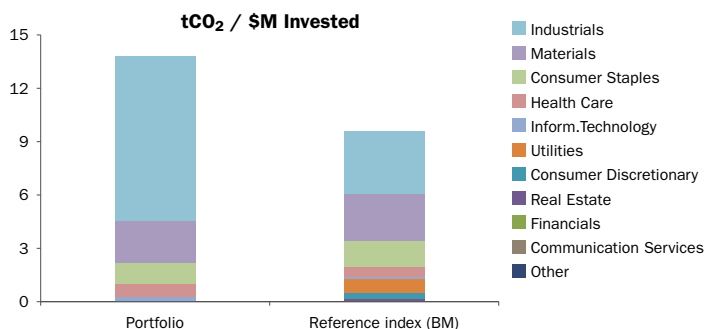


# J. Safra Sarasin

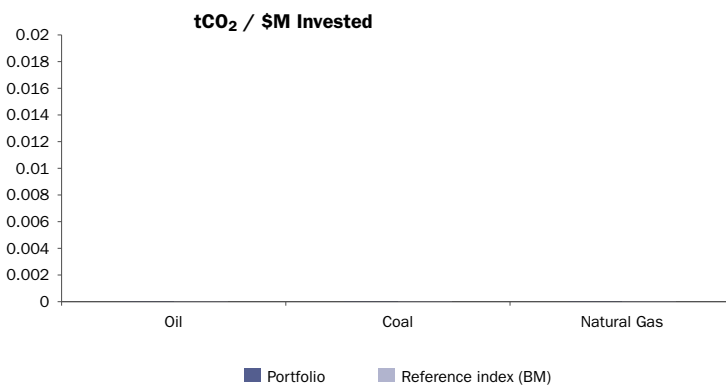
## JSS Sustainable Equity - Swiss SME Plus C CHF acc

Data as of 30 September 2024 | Source: JSS Investmentfonds Ltd | Page 3 of 4

### Carbon Footprint



### Stranded Assets - Potential CO2 Emissions



### Definitions and Explanations

**Carbon footprint:** The portfolio's carbon footprint is a function of sector allocation and holdings' carbon intensity. Lowering the footprint vs the benchmark while preserving a sectoral balance is therefore a way to reduce related risks in the portfolio. The portfolio's Scope 1 and 2 footprint is calculated. It is measured in tons of CO<sub>2</sub> equivalent per USD million Enterprise Value Including Cash (EVIC).

**Stranded assets:** The chart shows future CO<sub>2</sub> emissions of fossil fuel reserves owned by the companies held in the portfolio compared to the benchmark. These CO<sub>2</sub> emissions are measured in tons of CO<sub>2</sub> equivalent per USD million Enterprise Value Including Cash (EVIC). In an environment where world leaders have agreed on carbon emissions limitations in order to address climate change issues, the economy needs to respect a global carbon budget. This in turn means that carbon assets (mostly fossil fuel reserves) are becoming stranded. Potential emissions from fossil fuel reserves therefore give insights into stranded asset risks in the portfolio.

**Largest CO<sub>2</sub> emitters and their mitigation efforts:** Climate change is a major risk driver for the entire economy and thus also a focus of political action (COP21 / Paris Agreement, UN Sustainable Development Goal 13, etc.). The way companies approach their carbon emissions (mitigation efforts) is therefore key for the long term success of their own business as well as the ecosystem in which they operate. The metric presented here shows holdings' preparedness and commitment to this challenge.



# J. Safra Sarasin

## JSS Sustainable Equity - Swiss SME Plus C CHF acc

Data as of 30 September 2024 | Source: JSS Investmentfonds Ltd | Page 4 of 4

### Benchmark Disclaimer

“SIX Swiss Exchange AG (“SIX Swiss Exchange”) is the source of SMI Indices® and the data comprised therein. SIX Swiss Exchange has not been involved in any way in the creation of any reported information and does not give any warranty and excludes any liability whatsoever (whether in negligence or otherwise) – including without limitation for the accuracy, adequateness, correctness, completeness, timeliness, and fitness for any purpose – with respect to any reported information or in relation to any errors, omissions or interruptions in the SMI Indices® or its data. Any dissemination or further distribution of any such information pertaining to SIX Swiss Exchange is prohibited.”

### Legal notices - Edition Switzerland:

Information for investors in Switzerland: This publication is marketing material for an investment, which has been prepared solely for the information and exclusive use of the recipient in Switzerland. The articles of incorporation as well as the annual and semi-annual reports, prospectus (all in German or English) and/or key information document (KID) are generally (in German, French, Italian, English) available free of charge from J. Safra Sarasin Investmentfonds Ltd. or at <https://jsafrasarasin.com/content/jsafrasarasin/language-masters/de/products/funds-list.html>. The statements in this document neither can be interpreted as investment, tax or other advice nor do they constitute an offer nor an invitation to buy shares of the Sub-Fund, and do not replace individual advice and risk disclosure by a qualified financial, legal and/or tax advisor.

JSS Investmentfonds SICAV is a UCITS organised as an open-ended investment company (société d'investissement à capital variable – “SICAV”) under the law of Luxembourg (the “Fund”), and is regulated by the Commission de Surveillance du Secteur Financier (“CSSF”). The investment described in this document is a sub-fund of JSS Investmentfonds SICAV (the “Sub-Fund”). Potential investors should consult the key information document (KID), the prospectus and all legally relevant local offering documents before making any investment and, in particular, inform themselves comprehensively about the risks associated with the Sub-Fund. Detailed information about risks and rewards is available in the prospectus or KID of the share classes of the Sub-Fund. Past performance is not indicative of current or future performance. Performance was calculated on the basis of the net asset value and, if applicable, the reinvested gross dividend. When calculating the performance, all costs charged to the Fund and Sub-Fund were taken into account in order to obtain a net performance. The performance shown does not include (if and where applicable) any commissions and costs incurred at investor level on subscription and redemption of shares. Additional commissions, costs and taxes incurred at investor level have a negative impact on performance.

Investments in foreign currencies involve a currency risk, as the return in the investor's currency may be higher or lower due to exchange rate fluctuations. The value of the investor's investment may therefore, as well as for other reasons, increase or decrease. Therefore, there is no guarantee that investors will receive back the full amount of their invested capital upon redemption.

The issuer of this factsheet is not in a position to provide details of any one-off or recurring commissions paid to the bank / by the bank and / or to the fund broker / by the fund broker in connection with this Sub-Fund. Source of performance data: J. Safra Sarasin Investmentfonds AG, Datastream & SIX. All views and forecasts are based on the best of the issuer's knowledge and belief at the time of publication and are subject to change without notice. As some of the information in this publication has been obtained from third parties, the accuracy, completeness and correctness of the information contained in this publication cannot be guaranteed. The list of countries where the Sub-Fund is registered can be obtained from J. Safra Sarasin Investmentfonds Ltd., which may decide to terminate the arrangements made for the marketing of the Fund or Sub-Fund in any given country. Persons domiciled, resident or located in the U.S. or having U.S. citizenship are not permitted to hold shares of the Sub-Fund and it is prohibited to publicly offer, issue or sell these shares to persons domiciled, resident or located in the U.S. or having U.S. citizenship. © J. Safra Sarasin