



J. Safra Sarasin

JSS Equity - All China P CHF dist



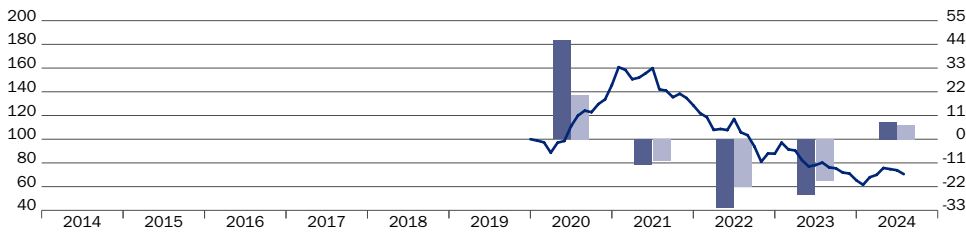
Data as of 31 July 2024 | Source: JSS Investmentfonds Ltd | Page 1 of 2

Fund Portrait

The JSS Equity - All China aims to deliver long-term capital growth. To achieve this, the sub-fund invests in the equity of Chinese companies with a focus on large- and mid-cap companies and the domestic economy. The fund covers both onshore- (A-shares) and offshore-listed (H-shares/ADR) companies, with a tilt towards onshore names.

The Sub-Fund is actively managed without replicating any benchmark. However, the Sub-Fund is managed with reference to MSCI China All Shares NR Index (the "Benchmark").

Net Performance (in CHF) as of 31.07.2024



left scale: Performance indexed

right scale, annual performance in %:

Benchmark (BM): MSCI China All Shares (CHF) Net Total Return

	1 Month	3 Months	YTD	1 year	3 years p.a.	5 years p.a.	10 years p.a.
Fund	-4.44%	-6.84%	7.89%	-12.14%	-20.82%	n.a.	n.a.
BM	-2.69%	-5.99%	6.56%	-11.79%	-14.10%	n.a.	n.a.

	2023	2022	2021	2020	2019	Since Inception
Fund	-25.53%	-31.70%	-11.75%	45.67%	n.a.	-29.42%
BM	-19.47%	-21.94%	-10.19%	20.51%	n.a.	-27.19%

Past performance does not guarantee future returns. The performance shown does not take account of any commissions and costs charged when subscribing and redeeming units.

Top Ten Holdings

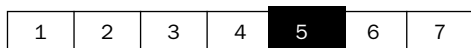

Tencent Holdings Ltd.	9.02%	Netease Inc	4.23%
Kweichow Moutai Co., Ltd. Class A	6.19%	PetroChina Company Ltd Class H	3.69%
PDD Holdings Inc. Sponsored ADR Class A	4.94%	China Constr. Bank Corp. Class H	3.28%
Zijin Mining Group Co., Ltd. Class A	4.84%	China Merchants Bank Co., Ltd. CI A	3.14%
NAURA Technology Group Co Ltd Class A	4.52%	China Yangtze Power Co.,Ltd. CI A	2.93%

Top 10 positions: 46.78%

Sector Allocation

17.48%	Consumer Discretionary
13.85%	Communication Services
12.05%	Financials
10.65%	Industrials
9.32%	Consumer Staples
8.96%	Inform. Technology
7.41%	Materials
5.59%	Energy
4.54%	Health Care
10.15%	Other

Risk and reward profile



The risk and reward category shown is based on historical data and can not be used as a reliable indicator of the future risk profile of the fund. The classification of the fund may change over time and is not a guarantee.

Fund Overview

Net asset value per share	70.58
Fund size in millions	178.41
Investment company	J. Safra Sarasin Fund Management (Luxembourg) S.A.
Depository	CACEIS Investor Service Bank S.A., Luxembourg
Portfolio management	China Asset Management Co. Ltd. Beijing
Portfolio manager	Richard Pan
Domicile of fund	Luxembourg
ISIN code	LU1965940437
Swiss Sec.-No.	46 950 890
Bloomberg	JSEAPCH LX
Launch date Share class	17 December 2019
Launch date Sub-Fund	17 December 2019
End of fiscal year	June
Ongoing charges*	1.99%
Management fee	1.70%
Reference currency	CHF
Dividend payment 2023	CHF 0.00
Last dividend payment	October
Sales fee	max. 3.00%
Exit charge	0.0%
Legal structure	SICAV
Benchmark (BM)	MSCI China All Shares (CHF) Net Total Return
SFDR classification	Article 6

*The costs of managing the sub-fund are calculated quarterly in arrears and may vary. Detailed information on these costs and any additional costs can be found in the Sales Prospectus / KID.

Settlement Details

Subscriptions/Redemptions	daily
Notice Period subs/reds	T-1 / T-1
Settlement subs / reds	T+3 / T+3
Order cut-off (CET)	12:00
Swing Pricing	yes
Min. Initial Investment	n.a.

Statistical Ratios	Fund	Benchmark
Volatility	20.40%	21.34%
Beta	0.91	n.a.
Sharpe Ratio	-1.04	-0.68
Information Ratio	-1.01	n.a.
Tracking Error	6.67%	n.a.

The statistical ratios are calculated on the basis of the previous months (36 months, basis CHF). Risk-free interest rate: 0.41%



J. Safra Sarasin

JSS Equity - All China P CHF dist

Data as of 31 July 2024 | Source: JSS Investmentfonds Ltd | Page 2 of 2

Review

During the period under review, China's equity market first rebounded as investors held high expectations for the CCP's Third Plenum in mid-July. Entering the latter half of the month, the Third Plenum outlined the reform plan but lacked immediate and detailed measures, which fell short of investors' expectations. Coupled with the sluggish economy and uncertainties from the US election, the stock market pared some earlier gains, despite the surprise rate cut and the yuan's appreciation. The average daily trading volume contracted due to low sentiment and further tightening on margin trading and securities lending. China's economy has been split between strength in exports and weakness in domestic demand and housing market. Exports posted strong year-on-year growth of 7.6%-8.6% in May/June. Growth of retail sales continued to narrow, as consumers cut back on big-ticket items and premium-priced goods. The Manufacturing PMI slightly edged down to 49.4% in July from 49.5%. The long-awaited Third Plenum was held in mid-July to promote Chinese modernisation.

Outlook

China reported 5% GDP growth in the first half 2024. However, due to soft domestic demand and lingering deflation, we observed slowdown in growth momentum, reflecting by declining GDP growth from 5.3% in 1Q to 4.7% in 2Q. The housing market weakness will remain for some time although the probability of big defaults is getting lower on back of policy easing. We have seen various measures by the regulators to tackle the challenges in different area, including renewal and trade-ins for consumer goods to prop up domestic demand, as well as ETF purchases to boost the stock market. The Third Plenum and the recent Politburo also emphasised the importance for continuity of these policy efforts, and outlined the reform agendas for future growth. We believe that the current valuation of the Chinese equities market has not priced in the economic growth and corporate earnings recovery. We remain constructive about Chinese equities in H2 2024. We forecast the CSI 300 to climb around 10%, thanks to multiple expansion (towards a five-year average) and earnings growth.

Benchmark Disclaimer

Companies Inc. ("S&P") and is licensed for use by {Licensee}. Neither MSCI, S&P nor any other party involved in making or compiling the GICS or any GICS classifications makes any express or implied warranties or representations with respect to such standard or classification (or the results to be obtained by the use thereof), and all such parties hereby expressly disclaim all warranties of originality, accuracy, completeness, merchantability or fitness for particular purpose with respect to any of such standard or classification. Without limiting any of the foregoing, in no event shall MSCI, S&P any of their affiliates or any third party involved in making or compiling the GICS or any GICS classifications have any liability for any direct, indirect, special, punitive, consequential or any other damages (including lost profits) even if notified of the possibility of such damages. particular purpose with respect to any of such standard or classification. Without limiting any of the foregoing, in no event shall MSCI, S&P any of their affiliates or any third party involved in making or compiling the GICS or any GICS classifications have any liability for any direct, indirect, special, punitive, consequential or any other damages (including lost profits) even if notified of the possibility of such damages.

Legal notices - Edition Switzerland:

Information for investors in Switzerland: This publication is marketing material for an investment, which has been prepared solely for the information and exclusive use of the recipient in Switzerland. The articles of incorporation as well as the annual and semi-annual reports, prospectus (all in German or English) and/or key information document (KID) are generally (in German, French, Italian, English, Danish, Dutch, Swedish and Spanish) available free of charge from J. Safra Sarasin Investmentfonds Ltd. or at <https://jsafrasarasin.com/content/jsafrasarasin/language-masters/de/products/funds-list.html>. The statements in this document neither can be interpreted as investment, tax or other advice nor do they constitute an offer nor an invitation to buy shares of the Sub-Fund, and do not replace individual advice and risk disclosure by a qualified financial, legal and/or tax advisor.

JSS Investmentfonds SICAV is a UCITS organised as an open-ended investment company (société d'investissement à capital variable – "SICAV") under the law of Luxembourg (the "Fund"), and is regulated by the Commission de Surveillance du Secteur Financier ("CSSF"). The investment described in this document is a sub-fund of JSS Investmentfonds SICAV (the "Sub-Fund"). Potential investors should consult the key information document (KID), the prospectus and all legally relevant local offering documents before making any investment and, in particular, inform themselves comprehensively about the risks associated with the Sub-Fund. Detailed information about risks and rewards is available in the prospectus or KID of the share classes of the Sub-Fund. Past performance is not indicative of current or future performance. Performance was calculated on the basis of the net asset value and, if applicable, the reinvested gross dividend. When calculating the performance, all costs charged to the Fund and Sub-Fund were taken into account in order to obtain a net performance. The performance shown does not include (if and where applicable) any commissions and costs incurred at investor level on subscription and redemption of shares. Additional commissions, costs and taxes incurred at investor level have a negative impact on performance.

Investments in foreign currencies involve a currency risk, as the return in the investor's currency may be higher or lower due to exchange rate fluctuations. The value of the investor's investment may therefore, as well as for other reasons, increase or decrease. Therefore, there is no guarantee that investors will receive back the full amount of their invested capital upon redemption.

The issuer of this factsheet is not in a position to provide details of any one-off or recurring commissions paid to the bank / by the bank and / or to the fund broker / by the fund broker in connection with this Sub-Fund. Source of performance data: J. Safra Sarasin Investmentfonds AG, Datastream & SIX. All views and forecasts are based on the best of the issuer's knowledge and belief at the time of publication and are subject to change without notice. As some of the information in this publication has been obtained from third parties, the accuracy, completeness and correctness of the information contained in this publication cannot be guaranteed. The list of countries where the Sub-Fund is registered can be obtained from J. Safra Sarasin Investmentfonds Ltd., which may decide to terminate the arrangements made for the marketing of the Fund or Sub-Fund in any given country. Persons domiciled, resident or located in the U.S. or having U.S. citizenship are not permitted to hold shares of the Sub-Fund and it is prohibited to publicly offer, issue or sell these shares to persons domiciled, resident or located in the U.S. or having U.S. citizenship. © J. Safra Sarasin