



# J. Safra Sarasin

## JSS Sust. Bond - Emerging Markets Corporate IG I USD dist



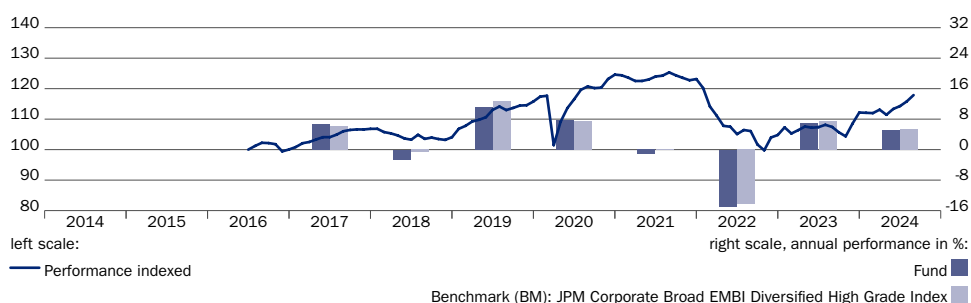
Data as of 31 August 2024 | Source: JSS Investmentfonds Ltd | Page 1 of 2

### Fund Portrait

The JSS Sustainable Bond – Emerging Markets Corporate IG aims to achieve attractive returns in excess of the benchmark through the cycle. To achieve this, the sub-fund invests globally in the Emerging Market corporate bond market, predominantly in bonds issued in US Dollars. The strategy follows a conservative philosophy, focusing on the high credit quality segment of the market. Therefore, the sub-fund invests at least 70% of the assets in investment grade securities. It will also systematically integrate financially-material ESG aspects throughout the entire investment process, in order to avoid controversial exposures, mitigate ESG risks and harness opportunities.

The Sub-Fund is actively managed without replicating any benchmark. However, the Sub-Fund is managed with reference to JPM Corporate Broad EMBI Diversified High Grade Index (the “Benchmark”).

### Net Performance (in USD) as of 31.08.2024



	1 Month	3 Months	YTD	1 year	3 years p.a.	5 years p.a.	10 years p.a.
Fund	1.80%	4.02%	5.11%	9.73%	-2.02%	0.86%	n.a.
BM	1.67%	4.12%	5.39%	9.99%	-1.17%	1.06%	n.a.

	2023	2022	2021	2020	2019	Since Inception
Fund	7.02%	-14.90%	-1.17%	7.61%	11.27%	18.08%
BM	7.57%	-14.20%	0.08%	7.45%	12.64%	23.91%

Past performance does not guarantee future returns. The performance shown does not take account of any commissions and costs charged when subscribing and redeeming units.

### Top Ten Holdings

4.375% USA 31.07.26	1.77%	5.250% Aramco 17.07.34	1.08%
5.375% CCAMCL 23.07.27	1.41%	4.850% Prosus NV 06.07.27	1.07%
5.400% Sands CN Ltd 08.08.28	1.40%	6.000% Nanyan 06.08.34	1.06%
2.950% Prudential PLC 03.11.33	1.30%	9.025% BBLTB 15.03.29	1.05%
7.767% Standard Chartered 16.11.28	1.16%	6.850% DPWU 02.07.37	1.00%

Top 10 positions: 12.30%


### Allocation by Rating

2.73%	AA-
4.13%	A+
4.85%	A
11.88%	A-
10.87%	BBB+
25.43%	BBB
21.18%	BBB-
8.05%	BB+
4.25%	BB
6.62%	Other


### Country Allocation

6.90%	China
6.21%	Chile
5.49%	UAE
4.97%	South Korea
4.76%	Peru
4.34%	Thailand
4.15%	Mexico
3.96%	Brazil
3.74%	United Kingdom
55.48%	Other

### Risk and reward profile



The risk and reward category shown is based on historical data and can not be used as a reliable indicator of the future risk profile of the fund. The classification of the fund may change over time and is not a guarantee.



### Fund Overview

Net asset value per share	91.29
Fund size in millions	288.69
Investment company	J. Safra Sarasin Fund Management (Luxembourg) S.A.
Depository	CACEIS Investor Service Bank S.A., Luxembourg
Portfolio management	Bank J. Safra Sarasin AG, Switzerland
Portfolio manager	Rishabh Tiwari, Walid Bellaha
Domicile of fund	Luxembourg
ISIN code	LU1210450448
Swiss Sec.-No.	27 685 103
Bloomberg	JSGEMIU LX
Launch date Share class	29 June 2016
Launch date Sub-Fund	30 September 2014
End of fiscal year	June
Total expense ratio*	1.00%
Management fee	0.70%
Reference currency	USD
Dividend payment 2024	USD 1.56
Last dividend payment	March
Sales fee	0.0%
Exit charge	0.0%
Legal structure	SICAV
Benchmark (BM)	JPM Corporate Broad EMBI Diversified High Grade Index
SFDR classification	Article 8

\*The costs of managing the sub-fund are calculated quarterly in arrears and may vary. Detailed information on these costs and any additional costs can be found in the Sales Prospectus / KID.

### Settlement Details

Subscriptions/Redemptions	daily
Notice Period subs/reds	n.a.
Settlement subs / reds	T+2 / T+3
Order cut-off (CET)	12:00
Swing Pricing	yes
Min. Initial Investment	1000000

### Statistical Ratios

	Fund	Benchmark
Volatility	7.17%	6.79%
Beta	1.05	n.a.
Sharpe Ratio	-0.75	-0.67
Information Ratio	-0.81	n.a.
Tracking Error	1.04%	n.a.

The statistical ratios are calculated on the basis of the previous months (36 months, basis USD). Risk-free interest rate: 3.35%

### Bonds Portfolio Ratios

Average Spread	146 BP
Average Rating	BBB+
Modified Duration	5.38
Yield to Worst	5.34%



# J. Safra Sarasin

## JSS Sust. Bond - Emerging Markets Corporate IG I USD dist

Data as of 31 August 2024 | Source: JSS Investmentfonds Ltd | Page 2 of 2

### Review

JSS Sustainable Bond – Emerging Markets IG fund reported another consecutive month of positive returns (+1.9%). Once more, US rates were a large contributor to the monthly performance. Slowing US inflation and softer job data prints led investors to adopt more dovish expectations and price in a larger number of US rate cuts; all while anticipating a soft landing for the US economy. As a result, the US curve bull steepened with the two-year yield falling by 34 bps and 10-year yield by 13 bps. EM corporate credit benefited from this more dovish environment, even with continued outflows from the asset class. The quiet summer month, marked by limited new bond supply, combined with a benign market sentiment, provided technical support to credit spreads which compressed by an average of 7 bps in Investment Grade and by 13 bps in High Yield. The overweight positions in Eastern European banks and Latin America credits contributed positively to the performance of the fund.

### Outlook

After the short market sell-off in early August, EM corporates spreads retraced most of their widening in the month. The Fed rates normalisation, with the first cut now fully priced in for September, provides a favourable environment for the asset class: the cost of funding in US dollars has started to gradually decrease and EM market sentiment has been improving. Green shoots have started to emerge with outflows decelerating and we expect a resilient technical demand for EM bonds, considering bond redemptions broadly offset new supply. We don't exclude the possibility of volatility in both spreads and rates given US/Global growth concerns and geopolitical events (upcoming US presidential election). However in absence of a sharp recession in US, we expect the widening in spreads to be temporary. We have also adjusted our risk positioning by reducing exposure to certain higher beta LatAm countries. We maintain a positive stance on Eastern Europe and remain cautious on China and the Middle East. The fund has a yield to worst of 5.3%, a duration of 5.4 years, and an average rating of BBB+.

### Benchmark Disclaimer

"Information has been obtained from sources believed to be reliable but J.P. Morgan does not warrant its completeness or accuracy. The Index is used with permission. The Index may not be copied, used, or distributed without J.P. Morgan's prior written approval. Copyright 2020, J.P. Morgan Chase & Co. All rights reserved."

### Legal notices - Edition Switzerland:

Information for investors in Switzerland: This publication is marketing material for an investment, which has been prepared solely for the information and exclusive use of the recipient in Switzerland. The articles of incorporation as well as the annual and semi-annual reports, prospectus (all in German or English) and/or key information document (KID) are generally (in German, French, Italian, English) available free of charge from J. Safra Sarasin Investmentfonds Ltd. or at <https://jsafrasarasin.com/content/jsafrasarasin/language-masters/de/products/funds-list.html>. The statements in this document neither can be interpreted as investment, tax or other advice nor do they constitute an offer nor an invitation to buy shares of the Sub-Fund, and do not replace individual advice and risk disclosure by a qualified financial, legal and/or tax advisor.

JSS Investmentfonds SICAV is a UCITS organised as an open-ended investment company (société d'investissement à capital variable – "SICAV") under the law of Luxembourg (the "Fund"), and is regulated by the Commission de Surveillance du Secteur Financier ("CSSF"). The investment described in this document is a sub-fund of JSS Investmentfonds SICAV (the "Sub-Fund"). Potential investors should consult the key information document (KID), the prospectus and all legally relevant local offering documents before making any investment and, in particular, inform themselves comprehensively about the risks associated with the Sub-Fund. Detailed information about risks and rewards is available in the prospectus or KID of the share classes of the Sub-Fund. Past performance is not indicative of current or future performance.

Performance was calculated on the basis of the net asset value and, if applicable, the reinvested gross dividend. When calculating the performance, all costs charged to the Fund and Sub-Fund were taken into account in order to obtain a net performance. The performance shown does not include (if and where applicable) any commissions and costs incurred at investor level on subscription and redemption of shares. Additional commissions, costs and taxes incurred at investor level have a negative impact on performance.

Investments in foreign currencies involve a currency risk, as the return in the investor's currency may be higher or lower due to exchange rate fluctuations. The value of the investor's investment may therefore, as well as for other reasons, increase or decrease. Therefore, there is no guarantee that investors will receive back the full amount of their invested capital upon redemption.

The issuer of this factsheet is not in a position to provide details of any one-off or recurring commissions paid to the bank / by the bank and / or to the fund broker / by the fund broker in connection with this Sub-Fund. Source of performance data: J. Safra Sarasin Investmentfonds AG, Datastream & SIX. All views and forecasts are based on the best of the issuer's knowledge and belief at the time of publication and are subject to change without notice. As some of the information in this publication has been obtained from third parties, the accuracy, completeness and correctness of the information contained in this publication cannot be guaranteed. The list of countries where the Sub-Fund is registered can be obtained from J. Safra Sarasin Investmentfonds Ltd., which may decide to terminate the arrangements made for the marketing of the Fund or Sub-Fund in any given country. Persons domiciled, resident or located in the U.S. or having U.S. citizenship are not permitted to hold shares of the Sub-Fund and it is prohibited to publicly offer, issue or sell these shares to persons domiciled, resident or located in the U.S. or having U.S. citizenship. © J. Safra Sarasin