



J. Safra Sarasin

JSS Sust. Equity - Green Planet P EUR dist

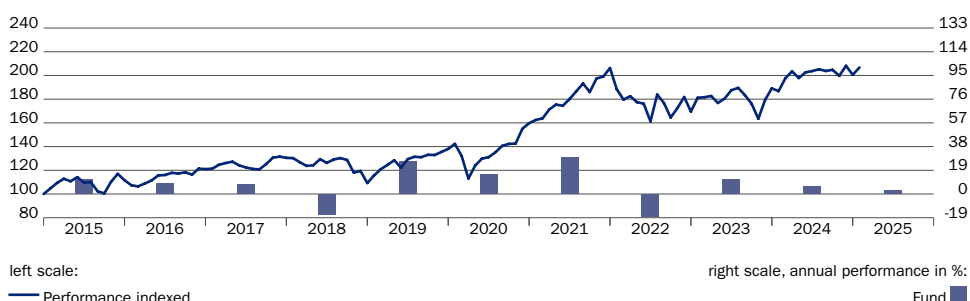


Data as of 31. January 2025 | Source: JSS Investmentfonds Ltd | Page 1 of 2

Fund Portrait

The JSS Sustainable Equity – Green Planet seeks to achieve long-term capital appreciation through global investments in equities of companies with revenues from products and services that are contributing to green solutions. The objective is to invest in a portfolio of companies of which the average share of «Green» revenues to total revenues is 30% across the portfolio. These companies may be characterised by their contribution to improving water, soil and air quality, preserving biodiversity or fighting against climate change. The sub-fund mainly invests in four areas including ecosystem protection, resource efficiency, new energies and smart mobility. To align the sub-Fund with the «Do No Significant Harm» principles, the eligible investment universe as defined by the proprietary JSS sustainability matrix avoids firms on the exclusion list as well as industry laggards and firms with weak ESG credentials. The Sub-Fund is actively managed without replicating any benchmark. The Sub-Fund is managed without reference to any benchmark.

Net Performance (in EUR) as of 31.01.2025



	1 Month	3 Months	YTD	1 year	3 years p.a.	5 years p.a.	10 years p.a.
Fund	3.09%	3.53%	3.09%	10.71%	3.14%	7.76%	7.04%
BM	n.a.	n.a.	n.a.	n.a.	n.a.	n.a.	n.a.

	2024	2023	2022	2021	2020	Since Inception
Fund	6.03%	11.56%	-17.79%	29.12%	15.73%	204.00%
BM	n.a.	n.a.	n.a.	n.a.	n.a.	n.a.

Past performance does not guarantee future returns. The performance shown does not take account of any commissions and costs charged when subscribing and redeeming units.

Top Ten Holdings

Republic Services Inc.	6.28%	Ecolab	3.34%
Microsoft	4.98%	Xylem Inc	3.12%
Clean Harbors	3.60%	PTC Inc	3.03%
Siemens N	3.53%	Stantec	2.95%
Thermo Fisher Scientific	3.50%	Veolia Environnement	2.83%

Top 10 positions: 37.16%


Country Allocation

USA	57.77%
Germany	6.70%
United Kingdom	5.81%
Canada	5.67%
France	5.31%
Japan	4.43%
The Netherlands	3.35%
Switzerland	3.16%
Finland	2.60%
Other	5.19%


Investment Themes Allocation

Ecosystem protection	44.01%
Resource efficiency	31.38%
Future Energies	12.84%
Smart Mobility	8.92%
Other	2.85%

Risk and reward profile



The risk and reward category shown is based on historical data and can not be used as a reliable indicator of the future risk profile of the fund. The classification of the fund may change over time and is not a guarantee.



Fund Overview

Net asset value per share	303.28
Fund size in millions	427.69
Investment company	J. Safra Sarasin Fund Management (Luxembourg) S.A.
Depository	CACEIS Investor Service Bank S.A., Luxembourg
Portfolio management	AM Equities, Bank J. Safra Sarasin Ltd
Portfolio manager	Daniel Lurch, Lena Jacquelin
Domicile of fund	Luxembourg
ISIN code	LU0333595436
Swiss Sec.-No.	3 570 646
Bloomberg	SSUWATA LX
Launch date Share class	27 December 2007
Launch date Sub-Fund	27 December 2007
End of fiscal year	June
Ongoing charges*	2.05%
Management fee	1.75%
Reference currency	EUR
Dividend payment 2024	EUR 0.00
Last dividend payment	October
Sales fee	max. 3.00%
Exit charge	0.0%
Legal structure	SICAV
Benchmark (BM)	No representative benchmark available for this fund share class
SFDR classification	Article 9

*The costs of managing the sub-fund are calculated quarterly in arrears and may vary. Detailed information on these costs and any additional costs can be found in the Sales Prospectus / KID.

Settlement Details

Subscriptions/Redemptions	daily
Notice Period subs/reds	n.a.
Settlement subs / reds	T+2 / T+2
Order cut-off (CET)	12:00
Swing Pricing	yes
Min. Initial Investment	n.a.

Statistical Ratios

	Fund
Volatility	17.01%
Beta	n.a.
Sharpe Ratio	0.05
Information Ratio	n.a.
Tracking Error	n.a.

The statistical ratios are calculated on the basis of the previous months (36 months, basis EUR). Risk-free interest rate: 2.34%



J. Safra Sarasin

JSS Sust. Equity - Green Planet P EUR dist

Data as of 31. January 2025 | Source: JSS Investmentfonds Ltd | Page 2 of 2

Review

Markets were strong in January, with the fund outperforming peers despite AI-driven volatility. Electrification stocks (GEV, Schneider) came under pressure due to DeepSeek. Power demand is broad-based, driven by re-shoring, building electrification, and EV demand, while the US supply remains constrained due to interconnection bottlenecks. Trump's focus on reducing support for clean tech had little impact on the fund, as Green Planet has less than 1% wind and no direct hydrogen or EV charging exposure. We remain positive on the outlook for our portfolio holdings as early fourth-quarter results show strength in waste management, mining equipment, and electrification. During the month, we cut solar (First Solar) and power semis (Onsemi), and took profits in GE Vernova. We also trimmed Onto Innovation after its rebound, initiated a small position in Nvidia, and increased our weight in Trimble. The main performance contributors during the month were Republic Services, Thermo Fisher Scientific and Siemens. The main detractors were Onsemi, Tetra Tech, and Arcadis.

Outlook

As companies and governments pursue net-zero goals and pollution reduction, we expect continued investment in the green transition, driven by several key trends. Advances in sustainable technologies, particularly in water treatment, electrification efficiency and improved industrial processes, will create new growth opportunities, while the promotion of a circular economy will foster innovative business models. Clean energy affordability remains critical, as the falling cost of renewable technologies will improve access for consumers and businesses alike. In addition, ongoing geopolitical tensions will reinforce the need for a deep understanding of supply chain dynamics; companies that adapt to the realities of deglobalisation are likely to become industry leaders. The fund is well positioned to capitalise on multiple environmental opportunities across four main themes: ecosystem protection, resource efficiency, smart mobility and future energies. Across these themes, the fund aims to build a diversified global equity portfolio with significant long-term growth potential.

Legal notices - Edition Switzerland:

Information for investors in Switzerland: This publication is marketing material for an investment, which has been prepared solely for the information and exclusive use of the recipient in Switzerland. The articles of incorporation as well as the annual and semi-annual reports, prospectus (all in German or English) and/or key information document ("KID") are generally (in German, French, Italian, English) available free of charge from the representative in Switzerland or at <https://jsafrasarasin.com/content/jsafrasarasin/language-masters/de/products/funds-list.html>. The statements in this document neither can be interpreted as investment, tax or other advice nor do they constitute an offer nor an invitation to buy shares of the Sub-Fund, and do not replace individual advice and risk disclosure by a qualified financial, legal and/or tax advisor.

JSS Investmentfonds SICAV is a UCITS organised as an open-ended investment company (société d'investissement à capital variable – "SICAV") under the law of Luxembourg (the "Fund"), and is regulated by the Commission de Surveillance du Secteur Financier ("CSSF"). The investment described in this document is a sub-fund of JSS Investmentfonds SICAV (the "Sub-Fund"). Potential investors should consult the KID, the prospectus and all legally relevant local offering documents before making any investment and, in particular, inform themselves comprehensively about the risks associated with the Sub-Fund. Detailed information about risks and rewards is available in the prospectus or KID of the share classes of the Sub-Fund. Past performance is not indicative of current or future performance.

Performance was calculated on the basis of the net asset value and, if applicable, the reinvested gross dividend. When calculating the performance, all costs charged to the Fund and Sub-Fund were taken into account in order to obtain a net performance. The performance shown does not include (if and where applicable) any commissions and costs incurred at investor level on subscription and redemption of shares. Additional commissions, costs and taxes incurred at investor level have a negative impact on performance. Investments in foreign currencies involve a currency risk, as the return in the investor's currency may be higher or lower due to exchange rate fluctuations. The value of the investor's investment may therefore, as well as for other reasons, increase or decrease. Therefore, there is no guarantee that investors will receive back the full amount of their invested capital upon redemption.

The issuer of this factsheet is not in a position to provide details of any one-off or recurring commissions paid to the bank / by the bank and / or to the fund broker / by the fund broker in connection with this Sub-Fund. Source of performance data: J. Safra Sarasin Investmentfonds AG, Datastream & SIX. All views and forecasts are based on the best of the issuer's knowledge and belief at the time of publication and are subject to change without notice. As some of the information in this publication has been obtained from third parties, the accuracy, completeness and correctness of the information contained in this publication cannot be guaranteed. Persons domiciled, resident or located in the U.S. or having U.S. citizenship are not permitted to hold shares of the Sub-Fund and it is prohibited to publicly offer, issue or sell these shares to persons domiciled, resident or located in the U.S. or having U.S. citizenship.

Representative in Switzerland: J. Safra Sarasin Investmentfonds Ltd., Wallstrasse 9, CH-4002 Basel

Paying agent in Switzerland: Bank J. Safra Sarasin Ltd., Elisabethenstrasse 62, CH-4002 Basel

© J. Safra Sarasin