



# J. Safra Sarasin

## JSS Sust. Equity - Global Thematic P USD acc

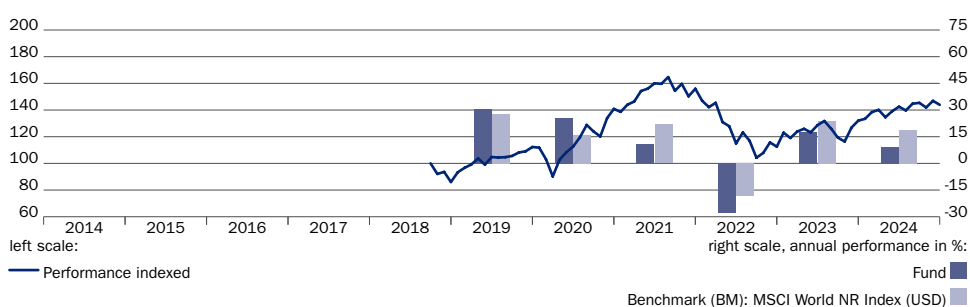


Data as of 31 December 2024 | Source: JSS Investmentfonds Ltd | Page 1 of 2

### Fund Portrait

JSS Sustainable Equity - Global Thematic seeks to achieve long-term capital appreciation through global equity investments. To this end, the sub-fund invests according to a sustainable thematic approach. It will also systematically integrate financially-material ESG aspects throughout the entire investment process, in order to avoid controversial exposures, mitigate ESG risks and harness opportunities. The main themes are ageing, changes in consumer behaviour, digitalisation, automation and climate change. Investments are selected on the basis of fundamental company analyses. The Sub-Fund is actively managed without replicating any benchmark. However, the Sub-Fund is managed with reference to MSCI World NR Index (the "Benchmark").

### Net Performance (in USD) as of 31.12.2024



	1 Month	3 Months	YTD	1 year	3 years p.a.	5 years p.a.	10 years p.a.
Fund	-2.02%	-1.00%	9.00%	9.00%	-2.64%	5.09%	n.a.
BM	-2.61%	-0.16%	18.67%	18.67%	6.34%	11.17%	n.a.

	2023	2022	2021	2020	2019	Since Inception
Fund	17.37%	-27.86%	10.72%	25.43%	30.54%	45.20%
BM	23.79%	-18.14%	21.82%	15.90%	27.67%	88.40%

Past performance does not guarantee future returns. The performance shown does not take account of any commissions and costs charged when subscribing and redeeming units.


### Country Allocation

71.89%	USA
7.47%	United Kingdom
6.52%	France
1.95%	China
1.62%	Switzerland
1.57%	Taiwan
1.49%	Singapore
1.43%	Japan
1.41%	Germany
4.65%	Other


### Sector Allocation

28.50%	Inform. Technology
23.29%	Consumer Discretionary
11.42%	Financials
10.23%	Health Care
9.56%	Communication Services
5.55%	Industrials
4.94%	Consumer Staples
3.15%	Materials
1.43%	Energy
1.92%	Other

### Risk and reward profile



The risk and reward category shown is based on historical data and can not be used as a reliable indicator of the future risk profile of the fund. The classification of the fund may change over time and is not a guarantee.



### Fund Overview

Net asset value per share	145.20
Fund size in millions	796.65
Investment company	J. Safra Sarasin Fund Management (Luxembourg) S.A.
Depository	CACEIS Investor Service Bank S.A., Luxembourg
Portfolio management	AM Equities, Bank J. Safra Sarasin Ltd
Portfolio manager	Jean Charles Belvo, T. Godziek, K. Paavilainen
Domicile of fund	Luxembourg
ISIN code	LU1111703473
Swiss Sec.-No.	25 494 810
Bloomberg	JSOEPUA LX
Launch date Share class	19 September 2018
Launch date Sub-Fund	30 September 2005
End of fiscal year	June
Ongoing charges*	2.09%
Management fee	1.75%
Reference currency	USD
Dividend payment	none (reinvesting)
Sales fee	max. 3.00%
Exit charge	0.0%
Legal structure	SICAV
Benchmark (BM)	MSCI World NR Index (USD)
SFDR classification	Article 8

\*The costs of managing the sub-fund are calculated quarterly in arrears and may vary. Detailed information on these costs and any additional costs can be found in the Sales Prospectus / KID.

### Settlement Details

Subscriptions/Redemptions	daily
Notice Period subs/reds	n.a.
Settlement subs / reds	T+2 / T+2
Order cut-off (CET)	12:00
Swing Pricing	yes
Min. Initial Investment	n.a.

Statistical Ratios	Fund	Benchmark
Volatility	17.66%	16.88%
Beta	1.01	n.a.
Sharpe Ratio	-0.37	0.14
Information Ratio	-2.08	n.a.
Tracking Error	4.32%	n.a.

The statistical ratios are calculated on the basis of the previous months (36 months, basis USD). Risk-free interest rate: 3.90%



# J. Safra Sarasin

## JSS Sust. Equity - Global Thematic P USD acc

Data as of 31 December 2024 | Source: JSS Investmentfonds Ltd | Page 2 of 2

### Review

Global equity markets took a breather in December after the US Federal Reserve's (Fed) more hawkish comments about future rate cuts. In addition, rising long-term yields started putting pressure on equity valuations. In the context of equity markets overall going down, cyclical and high-growth sectors outperformed, for example, media and entertainment, semiconductors and discretionary retailing. Rate-sensitive real estate and utilities, along with energy and materials, had the worst performance in the period. The JSS - Global Thematic fund outperformed the benchmark during the month. The fund benefited from a strong performance of its recent additions in the consumer durables space, with Adidas, Deckers and Hermes all up during the period. The fund also benefited from continuous outperformance of ServiceNow in the software space.

### Outlook

After the US elections, we observed a strong wave of optimism about the US economic outlook and equity markets, reinforcing the country's market leadership, while other geographies showed a mixed performance. Consumption, in particular, was strong at the end of the year, and we expect this environment to persist in the short term. On a more medium- to long-term perspective, we continue to observe rapid transformations impacting global economies and the broader society. These transformations challenge established players and create tremendous profitable growth opportunities for companies able to benefit from the emergence of new markets. Our strategy targets global thematic opportunities holistically: we believe that the five megathemes of digitalisation, automation, ageing, evolving consumption, and climate change capture the most important changes. The fund focuses on quality companies that are well positioned in the value chain in growth themes, which we think is a source of superior and more durable earnings growth potential.

### Benchmark Disclaimer

Companies Inc. ("S&P") and is licensed for use by {Licensee}. Neither MSCI, S&P nor any other party involved in making or compiling the GICS or any GICS classifications makes any express or implied warranties or representations with respect to such standard or classification (or the results to be obtained by the use thereof), and all such parties hereby expressly disclaim all warranties of originality, accuracy, completeness, merchantability or fitness for particular purpose with respect to any of such standard or classification. Without limiting any of the foregoing, in no event shall MSCI, S&P any of their affiliates or any third party involved in making or compiling the GICS or any GICS classifications have any liability for any direct, indirect, special, punitive, consequential or any other damages (including lost profits) even if notified of the possibility of such damages. particular purpose with respect to any of such standard or classification. Without limiting any of the foregoing, in no event shall MSCI, S&P any of their affiliates or any third party involved in making or compiling the GICS or any GICS classifications have any liability for any direct, indirect, special, punitive, consequential or any other damages (including lost profits) even if notified of the possibility of such damages.

### Legal notices - Edition Switzerland:

Information for investors in Switzerland: This publication is marketing material for an investment, which has been prepared solely for the information and exclusive use of the recipient in Switzerland. The articles of incorporation as well as the annual and semi-annual reports, prospectus (all in German or English) and/or key information document ("KID") are generally (in German, French, Italian and English) available free of charge from the representative in Switzerland or at <https://jsafrasarasin.com/content/jsafrasarasin/language-masters/de/products/funds-list.html>

The statements in this document neither can be interpreted as investment, tax or other advice nor do they constitute an offer nor an invitation to buy shares of the Sub-Fund, and do not replace individual advice and risk disclosure by a qualified financial, legal and/or tax advisor. JSS Investmentfonds II SICAV is a UCITS organised as an open-ended investment company (société d'investissement à capital variable – "SICAV") under the law of Luxembourg (the "Fund"), and is regulated by the Commission de Surveillance du Secteur Financier ("CSSF"). The investment described in this document is a sub-fund of JSS Investmentfonds II SICAV (the "Sub-Fund"). Potential investors should consult the KID, the prospectus and all legally relevant local offering documents before making any investment and, in particular, inform themselves comprehensively about the risks associated with the Sub-Fund. Detailed information about risks and rewards is available in the prospectus or KID of the share classes of the Sub-Fund. Past performance is not indicative of current or future performance. Performance was calculated on the basis of the net asset value and, if applicable, the reinvested gross dividend. When calculating the performance, all costs charged to the Fund and Sub-Fund were taken into account in order to obtain a net performance. The performance shown does not include (if and where applicable) any commissions and costs incurred at investor level on subscription and redemption of shares. Additional commissions, costs and taxes incurred at investor level have a negative impact on performance. Investments in foreign currencies involve a currency risk, as the return in the investor's currency may be higher or lower due to exchange rate fluctuations. The value of the investor's investment may therefore, as well as for other reasons, increase or decrease. Therefore, there is no guarantee that investors will receive back the full amount of their invested capital upon redemption. The issuer of this factsheet is not in a position to provide details of any one-off or recurring commissions paid to the bank / by the bank and / or to the fund broker / by the fund broker in connection with this Sub-Fund. Source of performance data: J. Safra Sarasin Investmentfonds AG, Datastream & SIX. All views and forecasts are based on the best of the issuer's knowledge and belief at the time of publication and are subject to change without notice. As some of the information in this publication has been obtained from third parties, the accuracy, completeness and correctness of the information contained in this publication cannot be guaranteed. Persons domiciled, resident or located in the U.S. or having U.S. citizenship are not permitted to hold shares of the Sub-Fund and it is prohibited to publicly offer, issue or sell these shares to persons domiciled, resident or located in the U.S. or having U.S. citizenship.

Representative in Switzerland: J. Safra Sarasin Investmentfonds Ltd., Wallstrasse 9, CH-4002 Basel

Paying agent in Switzerland: Bank J. Safra Sarasin Ltd., Elisabethenstrasse 62, CH-4002 Basel

© J. Safra Sarasin

