

**Share Class**

[I] Institutional Investors

**Fund Objective**

The objective of the Fund is to track the performance of investible local currency denominated, emerging markets sovereign bonds.

**Investment Strategy**

The Fund is an index tracking fund (also known as a passively managed fund). The investment policy of the Fund is to track the performance of the J.P. Morgan ESG-Government Bond Index as closely as possible while seeking to minimize as far as possible the tracking difference between the Fund's performance and that of the Index.

**Benchmark**

JP Morgan ESG GBI Emerging Markets Global Diversified Index

**Structure**

Investment Company

**UCITS Compliant****Domicile**

Luxembourg

**Fund Facts**

<b>ISIN</b>	LU2008206570	
<b>NAV</b>	10.65 USD as of 30 September 2024	
<b>Currency</b>	USD	
<b>Net Assets(millions)</b>	532.60 USD as of 30 September 2024	
<b>Inception Date</b>	14 December 2021	
<b>SFDR Fund Classification</b>	SFDR - Article 8	
<b>Investment Style</b>	Index	
<b>Zone</b>	Global	
<b>Settlement</b>	Redemption Settlement Cycle, DD+2; Subscription Settlement Cycle, DD+2	
<b>Notification Deadline</b>	DD-1 11:00AM CET time	
<b>Valuation</b>	Daily market close	
<b>Swing Factor<sup>1</sup></b>		
<b>Subscription</b>	0.08%	
<b>Redemption</b>	0.12%	
<b>Minimum Initial Investment</b>	USD 3,000,000.00	
<b>Minimum Subsequent Investment</b>	USD 1,000.00	
<b>Management Fees</b>	0.15%	
<b>Actual TER</b>	N/A	
<b>Charge</b>	<b>Subscription</b>	<b>Redemption</b>
<b>Paid to the fund</b>	N/A	Up to 2%

<sup>1</sup> Indicative as at the date of this factsheet and is subject to change


**Performance**

	Benchmark	Fund Gross	Difference	Fund Net	Difference
<b>Annualised</b>					
1 Year (%)	14.03	14.20	0.17	14.07	0.05
3 Year (%)	-	-	-	-	-
5 Year (%)	-	-	-	-	-
Since Inception (%)	2.36	2.50	0.14	2.29	-0.07
<b>Cumulative</b>					
1 Month (%)	3.36	3.35	-0.01	3.33	-0.03
3 Month (%)	9.13	9.16	0.02	9.10	-0.03
1 Year (%)	14.03	14.20	0.17	14.07	0.05
3 Year (%)	-	-	-	-	-
5 Year (%)	-	-	-	-	-
Since Inception (%)	6.75	7.15	0.40	6.55	-0.20
<b>Calendar</b>					
2024 (year to date)	4.98	5.04	0.07	4.97	-0.01
2023	14.06	14.21	0.14	14.01	-0.05
2022	-11.70	-11.40	0.30	-11.67	0.03
2021	0.96	0.81	-0.15	0.79	-0.17

**Past performance is not a reliable indicator of future performance. Investing involves risk including the risk of loss of capital.**

The performance figures contained herein are provided on a gross and net of fees basis. Gross of fees do not reflect the deduction of advisory or other fees which could reduce the return. Index returns reflect capital gains and losses, income, and the reinvestment of dividends. The performance includes the reinvestment of dividends and other corporate earnings and is calculated in the currency stated in the Fund Facts. Calendar year inception performance returns will be partial for the year where the inception date for either the Fund in question or the historic performance-linked Fund (whichever is the earliest) falls within that period. The calculation method for value added returns may show rounding differences. When the Fund is closed according to its official Net Asset Value (NAV) calendar but, nonetheless, a significant portion of the underlying security prices can be determined, a Technical NAV is calculated. Past Performance indicated herein has therefore been calculated using a Technical NAV when required, as well as the official NAV of the Fund as at each other business day for the relevant period.

Source: SSGA.  
All data is as at 30/09/2024

**Annualised Performance****Fund Characteristics**

	Fund	Benchmark
Number of Issues*	417	387
Average Yield To Worst (%)	6.45	6.40
Yield to Maturity (%)	6.45	6.40
Current Yield (%)	5.71	5.78
Average Coupon (%)	5.30	5.31
Option Adjusted Spread (bps)	-1.72	-3.16
Effective Duration (Years)	5.23	5.26
Average Maturity (Years)	7.38	7.43
Effective Convexity	0.51	0.51
Average Credit Rating Quality	BAA2	BAA2

**Ratios**

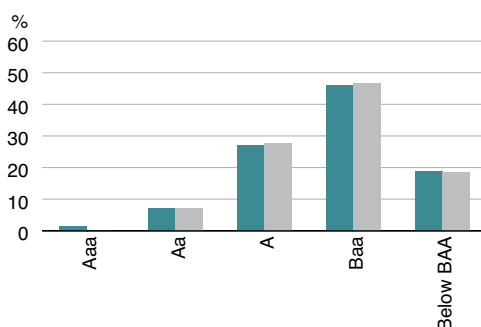
	3 Years
Standard Deviation (%)	-
Tracking Error (%)	-
Beta	-

\* Number of Issues quoted for the Fund may include Cash related items.

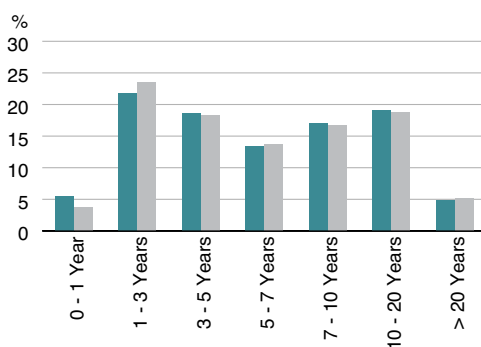
Country Allocation	Fund (%)	Benchmark (%)
Malaysia	9.92	9.86
Indonesia	9.84	9.89
Mexico	9.74	9.86
Poland	9.57	9.74
Thailand	9.50	9.47
South Africa	8.53	8.51
Brazil	8.01	8.00
Czech Republic	7.13	7.14
China	5.88	6.57
Romania	5.00	4.97
Other	16.88	15.99
<b>Total</b>	<b>100.00</b>	<b>100.00</b>

Credit Rating Exposure Allocation	Fund (%)	Benchmark (%)
Aaa	1.29	-
Aa	7.11	7.14
A	26.90	27.73
Baa	45.90	46.58
Below BAA	18.80	18.55
<b>Total</b>	<b>100.00</b>	<b>100.00</b>

Sector Allocation	Fund (%)	Benchmark (%)
Treasury	98.10	100.00
Non Corporates	1.01	-
Cash	0.76	-
Agency	0.13	-
<b>Total</b>	<b>100.00</b>	<b>100.00</b>



Maturity Allocation	Fund (%)	Benchmark (%)
0 - 1 Year	5.46	3.75
1 - 3 Years	21.82	23.56
3 - 5 Years	18.53	18.30
5 - 7 Years	13.38	13.72
7 - 10 Years	17.02	16.77
10 - 20 Years	18.99	18.73
> 20 Years	4.80	5.17



**For More Information**

Visit our website at [ssga.com](http://ssga.com) or contact your representative State Street Global Advisors' office.

**SSGA Belgium**

+32 (0) 2 663 2016

**SSGA France**

+33 (0) 1 44 45 40 48

**SSGA Germany**

+49 (0) 89 55878 999

**SSGA Ireland**

+353 1 776 3000

**SSGA Italy**

+39 02 3206 6121

**SSGA Middle East & Africa**

+971 2 245 9000

**SSGA Netherlands**

+31 (0) 20 718 1701

**SSGA Switzerland**

+41 (0) 44 245 7099

**SSGA United Kingdom**

+44 (0) 20 3395 2333

Source: SSGA.

Characteristics, Credit Rating Exposure Allocation, country allocations and sectors shown are as of the date indicated at the top of this factsheet and are subject to change. Within Country Allocation, 'Other' denotes the consolidation of any countries which are not already included in the Fund's top 10. Credit quality rating is based on an average of Moody's, S&P, and Fitch.

**PLEASE NOTE THAT FULL DETAILS OF UNDERLYING FUND HOLDINGS CAN BE FOUND ON [WWW.SSGA.COM](http://WWW.SSGA.COM)**

**Marketing Communication – General Access. Professional Clients Only.**

**This material is for your private information.** The information provided does not constitute investment advice as such term is defined under the Markets in Financial Instruments Directive (2014/65/EU) or applicable Swiss regulation and it should not be relied on as such. There is no representation or warranty as to the accuracy of the information and State Street shall have no liability for decisions based on such information.

**Please refer to the Fund's latest Key Information Document (KID)/Key Investor Information Document (KIID) and Prospectus before making any final investment decision.**

**The latest English version of the prospectus and the KID/KIID can be found at [www.ssga.com](http://www.ssga.com). A summary of investor rights can be found here: <https://www.ssga.com/library-content/products/fund-docs/summary-of-investor-rights/ssga-investors-rights-summary-template-non-etf-Lux.pdf> Note that the Management Company may decide to terminate the arrangements made for marketing and proceed with de-notification in compliance with Article 93a of Directive 2009/65/EC.**

This communication is directed at professional clients (this includes Eligible Counterparties) who are deemed both Knowledgeable and Experienced in matters relating to investments.

**The information contained in this communication is not a research recommendation or 'investment research' and is classified as a 'Marketing Communication' in accordance with the Markets in Financial Instruments Directive (2014/65/EU) or applicable Swiss regulation. This means that this marketing communication (a) has not been prepared in accordance with legal requirements designed to promote the independence of investment research (b) is not subject to any prohibition on dealing ahead of the dissemination of investment research.**

The trademarks and service marks referenced herein are the property of their respective owners. Third party data providers make no warranties or representations of any kind relating to the accuracy, completeness or timeliness of the data and have no liability for damages of any kind relating to the use of such data.

The whole or any part of this work may not be reproduced, copied or transmitted or any of its contents disclosed to third parties without SSGA's express written consent.