

Equities

31 August 2024

Share Class

[I] Institutional Investors

Fund Objective

The objective of the Fund is to track the performance of the Swiss equity market.

Investment Strategy

The investment policy of the Fund is to track the performance of the MSCI Switzerland ESG Screened Choice Index (or any other index determined by the Directors from time to time to track substantially the same market as the Index) as closely as possible while seeking to minimize as far as possible the tracking difference between the Fund's performance and that of the Index.

The Index measures the performance of Swiss equities. Securities are weighted by market capitalization after screening out securities based on an assessment of their adherence to ESG criteria.

Benchmark

MSCI SWITZERLAND ESG SCREENED CHOICE INDEX

Structure

Investment Company

UCITS Compliant**Domicile**

Luxembourg

Fund Facts

ISIN	LU1159239190	
NAV	17.28 CHF as of 30 August 2024	
Currency	CHF	
Net Assets(millions)	177.82 CHF as of 30 August 2024	
Inception Date	28 September 2015	
SFDR Fund Classification	SFDR - Article 8	
Investment Style	Index	
Zone	Switzerland	
Settlement	Redemption Settlement Cycle, DD+2; Subscription Settlement Cycle, DD+2	
Notification Deadline	DD 11:00AM CET time	
Valuation	Daily market close	
Swing Factor¹		
Subscription	0.02%	
Redemption	0.02%	
Minimum Initial Investment	CHF 3,000,000.00	
Minimum Subsequent Investment	CHF 1,000.00	
Management Fees	0.2%	
Actual TER	0.29%	
Charge	Subscription	Redemption
Paid to the fund	N/A	Up to 2%

¹ Indicative as at the date of this factsheet and is subject to change

Performance

	Annualised	Benchmark	Fund Gross	Difference	Fund Net	Difference
1 Year (%)		12.61	12.67	0.06	12.34	-0.27
3 Year (%)		0.87	0.94	0.07	0.64	-0.22
5 Year (%)		5.62	5.70	0.08	5.38	-0.23
Since Inception (%)		6.18	6.34	0.16	6.03	-0.15
Cumulative						
1 Month (%)		1.04	1.04	0.00	1.04	-0.01
3 Month (%)		3.91	3.92	0.01	3.82	-0.09
1 Year (%)		12.61	12.67	0.06	12.34	-0.27
3 Year (%)		2.62	2.85	0.23	1.94	-0.68
5 Year (%)		31.44	31.94	0.50	30.00	-1.44
Since Inception (%)		159.82	165.98	6.16	154.11	-5.71
Calendar						
2024 (year to date)		13.30	13.37	0.06	13.14	-0.16
2023		5.26	5.37	0.11	5.06	-0.19
2022		-17.06	-16.98	0.08	-17.23	-0.17
2021		22.97	22.91	-0.05	22.55	-0.41
2020		1.91	2.05	0.14	1.75	-0.17

Past performance is not a reliable indicator of future performance.**Investing involves risk including the risk of loss of capital.**

The performance figures contained herein are provided on a gross and net of fees basis. Gross of fees do not reflect the deduction of advisory or other fees which could reduce the return. Index returns reflect capital gains and losses, income, and the reinvestment of dividends. The performance includes the reinvestment of dividends and other corporate earnings and is calculated in the currency stated in the Fund Facts. Calendar year inception performance returns will be partial for the year where the inception date for either the Fund in question or the historic performance-linked Fund (whichever is the earliest) falls within that period. This fund has a new inception date of 28 September 2015 due to a merger from the French domiciled SSgA Switzerland Index Equity Fund. The performance table and graph shows historical data beginning from 30 September 2008.

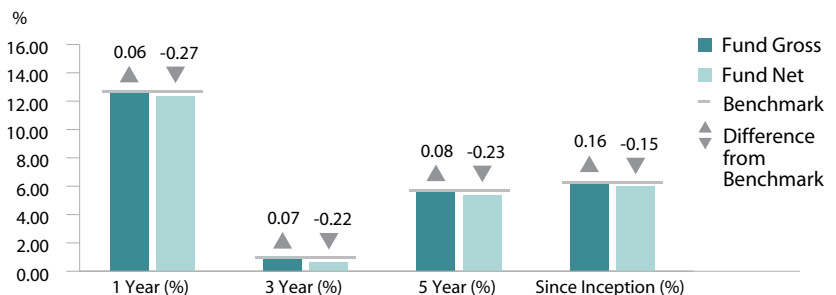
The calculation method for value added returns may show rounding differences.

When the Fund is closed according to its official Net Asset Value (NAV) calendar but, nonetheless, a significant portion of the underlying security prices can be determined, a Technical NAV is calculated. Past Performance indicated herein has therefore been calculated using a Technical NAV when required, as well as the official NAV of the Fund as at each other business day for the relevant period.

Previous to 1 June 2024, the Fund was known as State Street Switzerland Index Equity Fund, tracking the MSCI Switzerland Index.

Source: SSGA.

All data is as at 31/08/2024

Annualised Performance**Fund Characteristics**

	Fund	Benchmark
Weighted Av. Market Cap (m)	Fr121,382	Fr121,870
Av. Price/Book	3.85	3.86
Price/Earnings (Forward 1yr)	18.78	18.79
Weighted Harmonic Av. Price/Cash flow	12.66	12.67
Dividend Yield (%)	2.93	2.93
Number of Holdings*	43	42

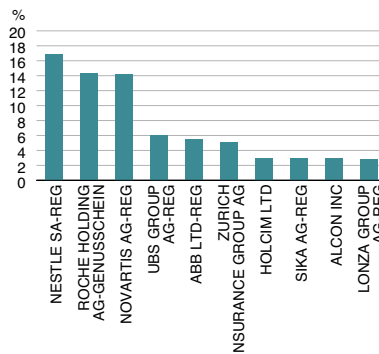
Ratios

	3 Years
Standard Deviation (%)	12.73
Tracking Error (%)	0.06
Beta	1.00

* Number of Holdings quoted for the Fund may include Cash related items.

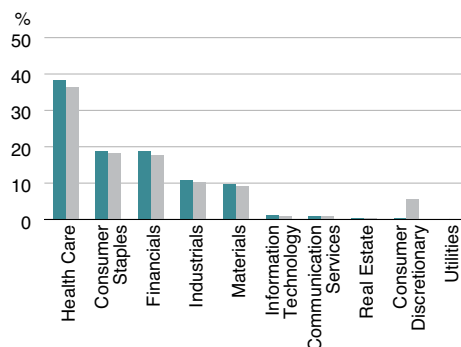
Top 10 Holdings

	Weight (%)
NESTLE SA-REG	16.91
ROCHE HOLDING AG-GENUSSCHEIN	14.30
NOVARTIS AG-REG	14.27
UBS GROUP AG-REG	6.06
ABB LTD-REG	5.45
ZURICH INSURANCE GROUP AG	5.08
HOLCIM LTD	3.02
SIKA AG-REG	2.95
ALCON INC	2.91
LONZA GROUP AG-REG	2.84



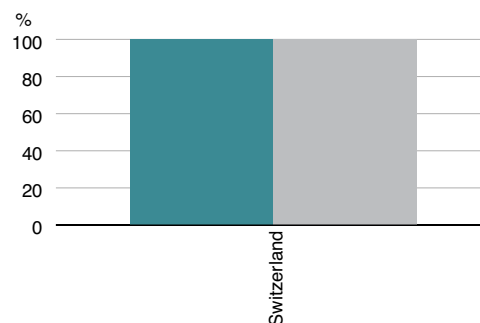
Sector Allocation

	Fund (%)	Benchmark (%)
Health Care	38.35	36.41
Consumer Staples	18.89	18.17
Financials	18.76	17.83
Industrials	10.89	10.36
Materials	9.75	9.24
Information Technology	1.11	1.06
Communication Services	0.98	0.93
Real Estate	0.53	0.50
Consumer Discretionary	0.49	5.50
Utilities	0.24	-
Total	100.00	100.00



Country Allocation

	Fund (%)	Benchmark (%)
Switzerland	100.00	100.00
Total	100.00	100.00



For More Information

Visit our website at ssga.com or contact your representative State Street Global Advisors' office.

SSGA Belgium

+32 (0) 2 663 2016

SSGA France

+33 (0) 1 44 45 40 48

SSGA Germany

+49 (0) 89 55878 999

SSGA Ireland

+353 (87) 469 8361

SSGA Italy

+39 02 3206 6121

SSGA Middle East & Africa

+971 2 245 9000

SSGA Netherlands

+31 (0) 20 718 1701

SSGA Switzerland

+41 (0) 44 245 7099

SSGA United Kingdom

+44 (0) 20 3395 2333

Source: SSGA.

Characteristics, holdings, country allocations and sectors shown are as of the date indicated at the top of this factsheet and are subject to change. Within Country Allocation, 'Other' denotes the consolidation of any countries which are not already included in the Fund's top 10.

PLEASE NOTE THAT FULL DETAILS OF UNDERLYING FUND HOLDINGS CAN BE FOUND ON WWW.SSGA.COM

Marketing Communication – General Access. Professional Clients Only.

This material is for your private information. The information provided does not constitute investment advice as such term is defined under the Markets in Financial Instruments Directive (2014/65/EU) or applicable Swiss regulation and it should not be relied on as such. There is no representation or warranty as to the accuracy of the information and State Street shall have no liability for decisions based on such information.

Please refer to the Fund's latest Key Information Document (KID)/Key Investor Information Document (KIID) and Prospectus before making any final investment decision.

The latest English version of the prospectus and the KID/KIID can be found at www.ssga.com. A summary of investor rights can be found here: <https://www.ssga.com/library-content/products/fund-docs/summary-of-investor-rights/ssga-investors-rights-summary-template-non-etf-Lux.pdf> Note that the Management Company may decide to terminate the arrangements made for marketing and proceed with de-notification in compliance with Article 93a of Directive 2009/65/EC.

This communication is directed at professional clients (this includes Eligible Counterparties) who are deemed both Knowledgeable and Experienced in matters relating to investments.

The information contained in this communication is not a research recommendation or 'investment research' and is classified as a 'Marketing Communication' in accordance with the Markets in Financial Instruments Directive (2014/65/EU) or applicable Swiss regulation. This means that this marketing communication (a) has not been prepared in accordance with legal requirements designed to promote the independence of investment research (b) is not subject to any prohibition on dealing ahead of the dissemination of investment research.

This collective investment scheme and its distributor are authorized by the Swiss Financial Market Supervisory Authority (FINMA) in accordance with the Swiss Collective Investment Schemes Act (CISA) and the Swiss Ordinance on Collective Investment Schemes (CISO). The collective investment scheme is organized as an Undertaking for Collective Investment in Transferable Securities (UCITS) under the laws of Luxembourg and authorized as a UCITS by the Commission de Surveillance du Secteur Financier (CSSF). Prospective investors may obtain the current prospectus, the articles of incorporation, the KIID as well as the latest annual and semi-annual report free of charge from the Swiss Representative and Paying Agent, State Street Bank International GmbH, Munich, Zurich Branch, Beethovenstrasse 19, 8027 Zurich.

The trademarks and service marks referenced herein are the property of their respective owners. Third party data providers make no warranties or representations of any kind relating to the accuracy, completeness or timeliness of the data and have no liability for damages of any kind relating to the use of such data.

The whole or any part of this work may not be reproduced, copied or transmitted or any of its contents disclosed to third parties without SSGA's express written consent.

The MSCI Switzerland Index is a trademark of MSCI Inc.

The Sustainability information presented below intend to provide transparency to investors around sustainability characteristics of the fund. Presenting this information should not be construed as a representation of the fund's current or future investment objective, nor should it be viewed as an indicator of the fund manager's current or future investment decision-making. For information regarding the fund's SFDR category, investors are encouraged to review the fund's [prospectus/KIID]. **Note with respect to Article 6 funds: the fund does not seek to follow a sustainable investing or impact strategy and any information presented below with respect to the fund's sustainability characteristics are presented for informational purposes only.** Investors should not evaluate an investment in the fund based solely on the information below, rather investors should consider other factors, including the fund's overall investment objective and risk profile. Investors are encouraged to review the fund's [<https://www.ssga.com/fund-finder?tab=documents>] for more information regarding the fund. The third-party information below has been obtained from sources believed to be reliable as of the date indicated, but its accuracy is not guaranteed. SSGA is not liable for investment decisions based on this information and it should not be relied on as such. There is no representation or warranty as to the current accuracy, reliability or completeness of this information.

Climate Metrics

Climate Metrics	Fund
Carbon Intensity (Direct + Indirect)	163.18
Weighted Average Carbon Intensity (Direct + Indirect)	200.20
Total Reserves Carbon Emissions	0.00
Scope 1 + 2 Carbon Emissions	3884336.31
TCFD Total Carbon Emissions**	12,002.67*
TCFD Carbon Footprint	57.33
TCFD Carbon Intensity	170.98
TCFD Weighted Average Carbon Intensity (WACI)	109.06
Brown Revenue %	0.08
Green Revenue %	0.12

See "Glossary" for detailed calculation notes such as missing data treatment, data lag and exclusions. Source: State Street Global Advisors, S&P Trucost, FactSet, Task Force on Climate-related Financial Disclosures (TCFD). The results are estimates based on assumptions and analysis made by State Street Global Advisors. They are not intended to represent actual results of any offering. Actual results may differ. * The TCFD Total Carbon Emission metric allocates emissions to investors based on an equity ownership approach. In the case of commingled funds, the results represent the environmental responsibility of the entire fund's assets under management. For individual unitholder's responsibility, an apportioned responsibility can be calculated based on the individual holding percentage. ** The metric is not used to compare portfolios and benchmarks because the data is not normalised.

Stewardship Profile

As of 31 Aug 2024

Stewardship Profile

Q2 2024

Number of Meetings Voted	28
Number of Countries	1
Management Proposals	705
Votes "For"	84.54%
Votes "Against"	15.46%
Shareholder Proposals	5
With Management	40.00%
Against Management	60.00%

Figures are based on State Street Global Advisors' general approach to voting at the companies held by the Fund at quarter end. This information is not a substitute for a proxy voting report, which can be requested through your relationship manager. State Street Global Advisors' (SSGA) asset stewardship program is aimed at engaging with our fund companies on issues that impact long-term value creation across environmental, social and governance (ESG) considerations. In the recent past, SSGA has issued extensive guidance on key governance matters such as effective, independent board leadership. SSGA's current focus is on helping boards think about the possible impacts of environmental and social issues and incorporating a sustainability lens into boards' oversight of long-term strategy as a sound business practice.

Gender Diversity

Women on Board	Number of Securities
0	0
1	0
2	0
3	0
4	0
5	0
6	0
7	0
8	0
9	0
10	0
10+	0
Not Available	43
Total	43

Source: Factset/SSGA as of 31 Jul 2024

Green Revenue %: Percentage of revenues from green or low-carbon technology products/business, as classified by FTSE LCE system

Brown Revenue (%): Percentage of revenues from "brown" sectors, extractive sectors as classified by S&P Trucost

TCFD Weighted Average Carbon Intensity - Portfolio's exposure to carbon-intensive companies, expressed in tonnes CO₂e / \$M revenue. Scope 1 and Scope 2 GHG emissions are allocated based on portfolio weights (the current value of the investment relative to the current portfolio value).

TCFD Total Carbon Emissions - The absolute greenhouse gas emissions associated with a portfolio, expressed in tonnes CO₂e. Scope 1 and Scope 2 GHG emissions are allocated to investors based on an equity ownership approach.

TCFD Carbon Footprint - Total carbon emissions for a portfolio normalized by the market value of the portfolio, expressed in tonnes CO₂e / \$M invested. Scope 1 and Scope 2 GHG emissions are allocated to investors based on an equity ownership approach.

TCFD Carbon Intensity - Volume of carbon emissions per million dollars of revenue (carbon efficiency of a portfolio), expressed in tonnes CO₂e / \$M revenue. Scope 1 and Scope 2 GHG emissions are allocated to investors based on an equity ownership approach.

Gender Diversity

We are currently using FactSet's own "People" dataset to disclose the number of women on the board, for each company in the Fund's portfolio.

Data and metrics have been sourced as follows from the following contributors as of the date of this report, and are subject to their disclosures below. All other data has been sourced by SSGA.

Trucost Sections Carbon Intensity (Direct+Indirect), Weighted Average Carbon Intensity (Direct+Indirect), Total Carbon Emissions, Carbon Footprint. Trucost® is a registered trademark of S&P Trucost Limited ("Trucost") and is used under license. The ESG Report is/are not in any way sponsored, endorsed, sold or promoted by Trucost or its affiliates (together the "Licensor Parties") and none of the Licensor Parties make any claim, prediction, warranty or representation whatsoever, expressly or impliedly, either as to (i) the results to be obtained from the use of Trucost data with the report, or (ii) the suitability of the Trucost data for the purpose to which it is being put in connection with the report. None of the Licensor Parties provide any financial or investment advice or recommendation in relation to the report. None of the Licensor Parties shall be liable (whether in negligence or otherwise) to any person for any error in the Trucost data or under any obligation to advise any person of any error therein.

FactSet Sections: Gender Diversity

This publication may contain FactSet proprietary information ("FactSet Information") that may not be reproduced, used, disseminated, modified nor published in any manner without the express prior written consent of FactSet. The FactSet Information is provided "as is" and all representations and warranties whether oral or written, express or implied (by common law, statute or otherwise), are hereby excluded and disclaimed, to the fullest extent permitted by law. In particular, with regard to the FactSet Information, FactSet disclaims any implied warranties of merchantability and fitness for a particular purpose and makes no warranty of accuracy, completeness, timeliness, functionality, and/or reliability. The FactSet Information does not constitute investment advice and any opinions or assertion contained in any publication containing the FactSet Information (and/or the FactSet Information itself) does not represent the opinions or beliefs of FactSet, its affiliated and/or related entities, and/or any of their respective employees. FactSet is not liable for any damages arising from the use, in any manner, of this publication or FactSet Information which may be contained herein.