

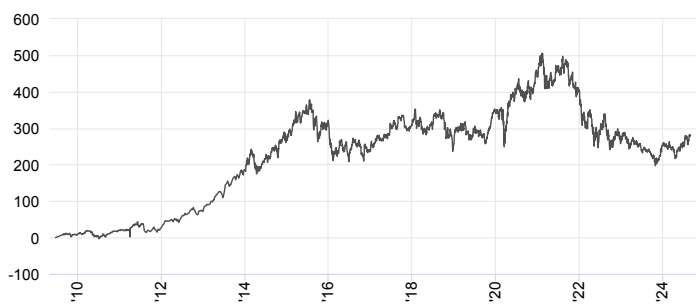
PPF - PMG Global Biotech Fund (I)

August 2024

Investment Style

The fund - with daily liquidity - invests worldwide in biotechnology companies with the aim of achieving medium to long-term capital appreciation. Innovation in biotechnology is the basis for the development of best-in-class / first-in-class drugs with direct benefits for patients. Firms with an innovative drug pipeline generally experience an increase in value and attractiveness to be acquired by larger pharmaceutical companies who want to expand their own pipeline. The investment approach focuses on the mapping of the universe of small and medium-sized biotech companies. Stock selection is based on a bottom-up approach. Depending on market assessments, the fund also invests in established, higher-capitalized biotechnology and pharmaceutical companies. Performance is benchmarked against the NASDAQ Biotechnology Index (NBI).

Performance



The predecessor fund, which implemented the same strategy, increased the NAV from USD 10 to USD 24.97 in the period from March 1997 to June 2009. The graph shows the performance since the launch of today's fund (from June 19, 2009). Source: PMG Fund Management AG | Bloomberg

	MTD	YTD	2023	2022	2021	2020
Fund	+0.79%	+8.38%	-4.55%	-26.67%	-7.40%	+21.02%
NBI	+0.79%	+11.70%	+3.74%	-10.91%	-0.63%	+25.69%

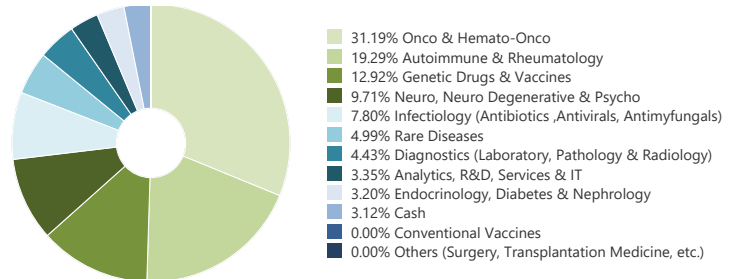
Current Data (31.08.2024)

NAV per Unit	USD 94.84
Fund Assets	USD 18.44 Mio.

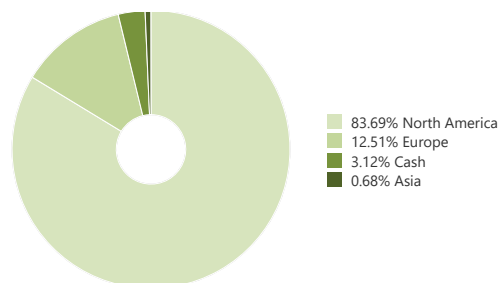
Risk/Reward Profile

Low						High
1	2	3	4	5	6	7

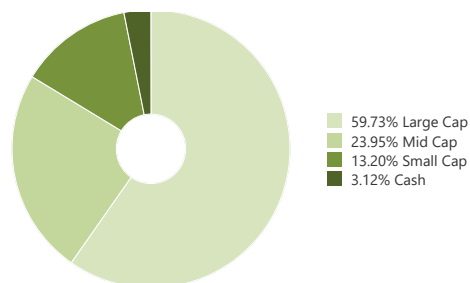
Allocation by Sector



Allocation by Region



Allocation by Market Capitalization



Top 5 Large Caps

Regeneron Pharmaceuticals	8.61%
Amgen	8.16%
Vertex Pharmaceuticals	8.15%
Gilead Sciences	7.33%
Alnylam Pharma	3.23%

Top 5 Small and Mid Caps

Formycon AG	3.30%
Adma Biologics	1.55%
Intra-Cellular Therapies	1.43%
Halozyme Therapeutics	1.39%
Exelixis	1.35%

PPF - PMG Global Biotech Fund (I)

Report of the Investment Manager

The summer month of August was characterised by historic volatility. In addition to 'technical factors', the unwinding of yen carry trades was also reported after the rise in Japanese interest rates apparently forced some players to close out their positions. The **Nikkei 225** recorded its sharpest one-day slump since 1987 and, following the latest labour market data, a 'hard landing' of the US economy was suddenly back on the agenda, causing yields on US Treasuries to fall sharply in the meantime. At the end of the month, growth fears faded quickly and a rapid recovery set in. The **Nvidia** figures were also a major event as an indicator of the growth prospects for artificial intelligence. In the HC sector in general, the extremely strong quarterly figures from **Eli Lilly** and the performance of US hospitals such as **Tenet Healthcare** contributed to positive sentiment (**NBI** Aug -%, YTD -%, **XBI** Aug -%, YTD -%, **S&P 500** Aug -%, YTD +%, **NASDAQ** Aug -%, YTD +%).

Portfolio news:

Some highlights from the reporting season:

Adma Biologics (Aug +40.96%, YTD +282.96%) impressed with another strong quarter and raised their guidance. At **Amgen** (Aug +0.41%, YTD +15.91%), the focus remains on their anti-obesity programme MariTide (GLP-1/GIP receptor) after **Novo Nordisk** announced the discontinuation for their monthly GLP-1 agonist. **Exelixis'** cabozantinib sales significantly exceeded expectations and triggered a relief rally (Aug +11%, YTD +8.50%), while **Moderna** (Aug -35.08%, YTD -22.17%) lowered its outlook for further eroding sales as expected. **illumina** (Aug +7.18%, YTD -2.90%) continues to expect sluggish demand for gene sequencing machines, but cost efficiencies should improve its margin expansion.

Monte Rosa Therapeutics (Aug +36.50%, YTD +9.20%) announced the first patient doses of a Phase 1 evaluation study for its MRT-6160, a molecular glue degrader of relevant proteins. This is intended for use in rheumatoid arthritis and other autoimmune diseases.

Neurocrine Biosciences (Aug -10.25%, YTD -3.57%) published Phase 2 data for its candidate NBI-1117568 in adults with schizophrenia, which rather disappointed analysts. On the one hand, the benefit was interpreted as less favourable compared to the **Bristol-Myers Squibb** data set, on the other hand, no statistical significance was achieved in the control groups with higher doses compared to the group with the lowest dose (20 mg).

Our small position in **Pacira BioSciences** (Aug -24.65%, YTD -53.88%) saw its market capitalisation melt away after a federal judge in New Jersey invalidated the US patent for its painkiller Exparel for the treatment of post-operative pain. The drug generates annual sales of more than USD 500m.

As US interest rates fall, we will continue to increase our exposure to SMID caps. Among other things, we also took the opportunity to build up a position in **Mineralys Therapeutics** (Aug +0.16%, YTD +44.30%), which has temporarily fallen by more than -20%.

Fund Characteristics

Fund Domicile	Luxembourg
Fund Category	UCITS V (FCP)
Legal Registration	CH, DE, LX
Launch Date Share Class	19.06.2009
Fiscal Year End	31.12.
Official Publication	www.swissfunddata.ch
Share Class Distribution Policy	Accumulating
Trading Frequency	daily, till 17:00 (CET)
Settlement	T+1
Subscription Commission	0% (max. 1%)
Redemption Fee	0.25% (in favour of the fund)
Management Fee	1.20%
Performance Fee	20% (subject to High Water Mark and Hurdle Rate)
Benchmark / Hurdle Rate	NASDAQ Biotechnology Index (NBI)
Total Expense Ratio (TER) (2023)	2.00% incl. Performance Fee
Minimum Initial Subscription	USD 5'000
Valor	10173746
ISIN	LU0426487442
WKN	A0RM3H
Bloomberg Code	PMGC PGB LX

Fund Manager, Swiss Representative

PMG Investment Solutions AG
Dammstrasse 23
CH-6300 Zug
Tel. +41 (0)44 215 2838
pmg@pmg.swiss
www.pmg.swiss



Custodian

Credit Suisse Luxembourg S.A.
5 rue Jean Monnet
L-2180 Luxembourg



Management Company

MultiConcept Fund Management S.A.
5 rue Jean Monnet
L-2180 Luxembourg

Disclaimer: This document is solely intended for advertising and information purposes and is only to be used in distribution activities within Switzerland. Investment in investment funds is subject to market risks. Past performance results are no indication of future results. Especially performance results referring to a period of less than twelve months (Year-to-date-performance, start of investment fund within the last twelve months) are no reliable indicator for future results due to the short comparison period. Issuance and redemption commissions are not included in the performance figures. All figures and information are given without any warranty and errors are reserved. The domicile of the fund is Luxembourg. For interested parties the fund regulations or the articles of incorporation, the "Key Investor Information Documents" and the prospectus in their current versions as well as the annual and semiannual reports are provided free of charge from MultiConcept Fund Management S.A., 5 rue Jean Monnet, L-2180 Luxembourg and from the representative in Switzerland PMG Investment Solutions AG, Dammstrasse 23, 6300 Zug, www.pmg.swiss. Paying agent in Switzerland is InCore Bank AG, Wiesenstrasse 17, CH-8952 Schlieren. Information office and paying agent in Germany is Deutsche Bank A.G., Taunusanlage 12, D-60325 Frankfurt am Main. Information office and paying agent in Austria is Erste Bank der österreichischen Sparkassen AG, Am Belvedere 1, A-1100 Wien. The tax treatment of the funds depends on the personal circumstances of each client and can be subject to future changes. This document is for information only. It does not represent an offer for the purchase or sale of the fund. The fund may not be offered, sold or delivered within the United States.