

# Mirabaud (CH) - LPP 25+ Z cap. CHF

31 August 2023

## Investment Overview

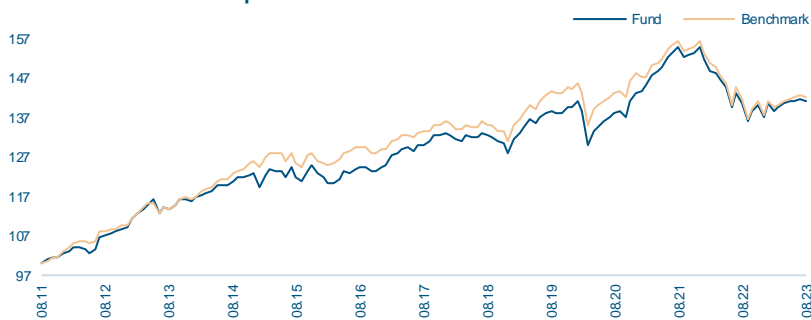
A diversified portfolio of equities (target 25%), fixed income (target 55%), currencies, real estate, commodities and alternative investments with a structural bias towards CHF denominated assets. We aim to exploit divergences between economic and credit cycles, regions and long-term trends. A top-down approach is combined with sector and themed approaches to boost performance and diversification. Maximising liquidity is a key priority to adapt quickly to changing markets with low cost trading. We use currency overlays to minimise exchange rate fluctuations.

## Classification

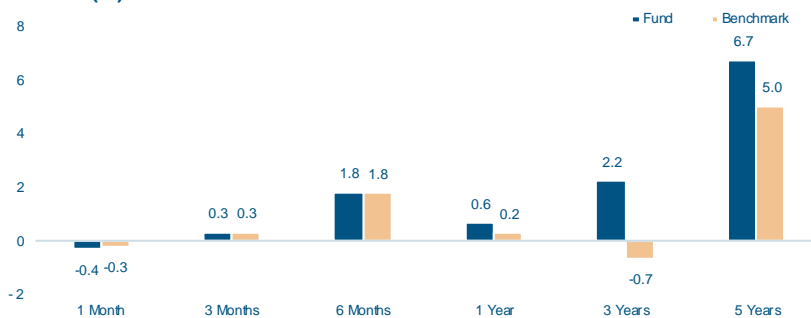
**SFDR<sup>1</sup>:** Article 6  
**Asset Class:** Asset Allocation  
**Region:** Global

<sup>1</sup> SFDR: Regulation (EU) 2019/2088 on sustainability-related disclosures in the financial services sector

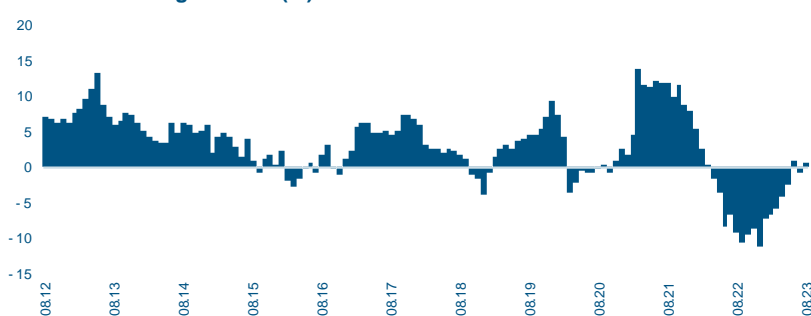
### Performance since inception



### Returns (%)



### 12 Months Rolling Returns (%)



### Fund Facts

Portfolio Manager(s)	Andreas Waeger / Daniele Masciarelli
NAV	139.74
Share Class Currency	CHF
Share Class Inception Date	31.08.2011
Registration	CH
Quotation	Daily
Domicile	Switzerland
ISIN / Bloomberg	CH0131379288 / MILP25Z SW
SEDOL	B9490N8
Valoren / WKN	13137928 / -
Lipper ID	-
Target Clients	Institutionals
Subscription / Redemption	Daily / Daily
Subscription: Notice / Settlement	1 Business Day / 2 Business Days
Redemption: Notice / Settlement	1 Business Day / 4 Business Days
Mgmt. Fee	0.20%
Minimum Investment	1 share
Fund Size (in share class ccy)	68.95 million CHF
Fund Legal Type	FCP
Legal Status	Open-ended
Dividends Distribution Policy	Capitalised
Benchmark	Mirabaud LPP 25+ Benchmark Index
TER 31.12.2022	0.38%

### Statistics

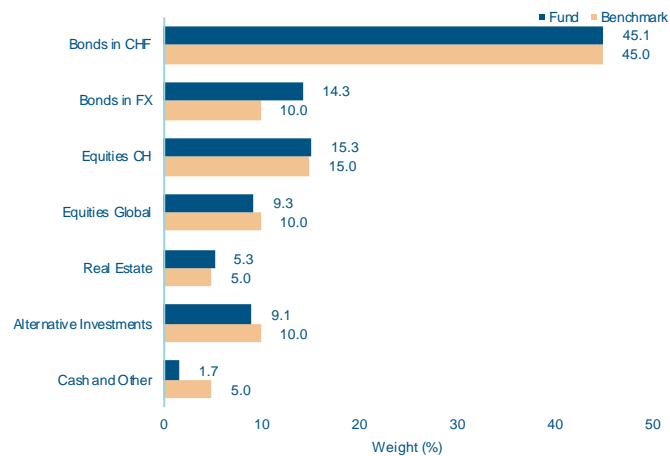
	Fund	Bench.
Last Month Return (%)	-0.35	-0.25
Last 3 Months Return (%)	0.29	0.28
YTD Return (%)	2.90	3.30
Return since inception (%)	41.45	42.22
Annualized Return (since inception) (%)	2.93	2.98
Annualized Volatility (since inception) (%)*	4.57	4.44
Tracking Error (since inception) (%)*	1.28	
Sharpe Ratio (since inception)*	0.72	
Information Ratio (since inception)*	-0.04	
Alpha (since inception) (%)*	-0.01	
Beta (since inception)*	0.99	
Correlation (since inception)*	0.96	
Duration (Bonds)	7.10	7.04

\*Based on monthly data

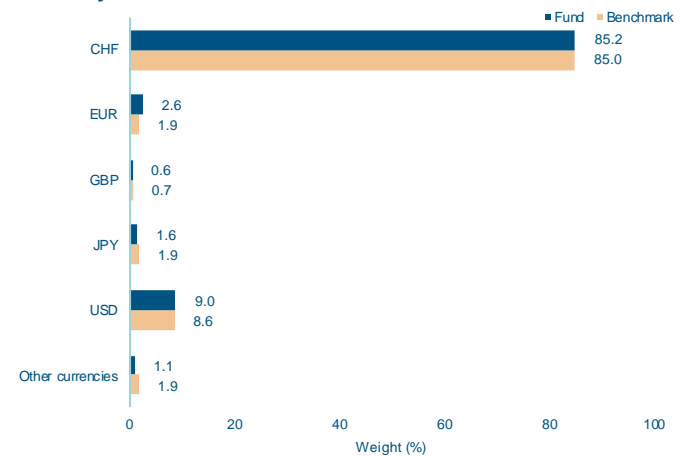
## Monthly & Yearly Performances (%)

	Jan	Feb	Mar	Apr	May	Jun	Jul	Aug	Sep	Oct	Nov	Dec	Year
<b>Fund 2023</b>	2.44	-1.30	0.51	0.73	0.23	0.23	0.42	-0.35					<b>2.90</b>
Benchmark	2.73	-1.18	0.50	0.72	0.24	0.30	0.23	-0.25					3.30
<b>Fund 2022</b>	-2.07	-1.87	-0.34	-1.09	-1.44	-3.33	2.35	-1.83	-3.15	1.78	1.34	-2.09	<b>-11.32</b>
Benchmark	-1.69	-1.84	-0.65	-1.30	-1.39	-3.81	3.29	-2.11	-3.63	1.82	1.55	-2.62	-11.94
<b>Fund 2021</b>	0.29	0.80	2.04	0.72	0.55	1.72	0.76	0.85	-1.63	0.41	0.40	0.84	<b>7.98</b>
Benchmark	-0.46	-0.01	2.00	0.51	0.46	1.74	0.69	0.60	-1.63	0.32	0.28	0.92	5.49
<b>Fund 2020</b>	0.94	-1.70	-6.38	2.84	0.83	0.95	0.93	0.76	0.26	-1.09	3.03	1.52	<b>2.56</b>
Benchmark	0.85	-1.74	-5.58	3.00	0.97	0.61	0.77	0.54	0.47	-1.16	2.87	1.29	2.63
<b>Fund 2019</b>	2.80	1.33	1.14	1.51	-0.86	1.15	0.91	0.15	-0.14	-0.10	1.21	-0.01	<b>9.41</b>
Benchmark	2.94	1.06	1.33	1.24	-0.65	1.44	1.11	0.74	-0.27	-0.17	1.10	-0.19	10.04
<b>Fund 2018</b>	-0.48	-0.82	-0.19	0.96	-0.35	0.05	0.80	-0.45	-0.15	-0.98	-0.40	-2.01	<b>-3.97</b>
Benchmark	-0.40	-1.17	0.15	0.79	-0.36	0.09	0.79	-0.41	-0.31	-0.90	-0.06	-1.87	-3.63

## Asset Class



## Currency



## Information per Share Class

Name	NAV	Currency	ISIN
Mirabaud (CH) - LPP 25+ I cap. CHF	135.43	CHF	CH0131379221
Mirabaud (CH) - LPP 25+ M cap. CHF	104.95	CHF	CH0263329150
Mirabaud (CH) - LPP 25+ Z cap. CHF	139.74	CHF	CH0131379288

## Risk Information

The fund will invest in instruments that are exposed to market, interest rate, credit, default, volatility and currency risks that won't be hedged. The fund may invest in emerging markets that may be more volatile and generate higher operational risks than equity markets of well established economies. The fund may invest in lower rated securities that are subject to higher credit risk and are more volatile than higher rated securities. The fund may invest in asset backed instruments that would lose their value if their underlying assets value was to diminish or if their issuer was to default and be unable to meet its contractual obligations. The fund may invest in equities through structured instruments that would lose their value if their issuer was to default and be unable to meet its contractual obligations. Financial derivative instruments may be used as part of the investment process, which may increase the fund volatility and expose the fund to the risk of default of its counterparties. The fund may invest in securities that are less liquid because buyers/sellers are not always in sufficient numbers to trade these securities readily. The fund may invest in other funds and its liquidity will be affected by the liquidity of those underlying funds. If the underlying schemes suspends or defers its redemptions, this may cause delays when facing large redemptions. Cash placed in time deposits or money market funds are exposed to their issuer default risk.

## Fund Information

**Fund Inception Date:** 31/08/2011

**Management Company**  
Mirabaud Asset Management (Suisse) SA

**Custodian:** Banque Pictet & Cie SA

**Auditor:** Ernst & Young SA

**Email:** [marketing@mirabaud-am.com](mailto:marketing@mirabaud-am.com)

**Website:** <https://www.mirabaud-am.com/>

## IMPORTANT INFORMATION

This marketing material contains or may incorporate by reference information concerning certain collective investment schemes ("funds") which are only available for distribution in the registered countries. It is for your exclusive use only and it is not intended for any person who is a citizen or resident of any jurisdiction where the publication, distribution or use of the information contained herein would be subject to any restrictions. It may also not be copied or transferred.

**This material is provided for information purposes only and shall not be construed as an offer or a recommendation to subscribe, retain or dispose of fund units or shares, investment products or strategies.** Before investing in any fund or pursuing any investment strategy, potential investors should take into account all their characteristics or objectives as well as consult the relevant legal documents. Potential investors are recommended to seek prior professional financial, legal and tax advice. The sources of the information contained within are deemed reliable. However, the accuracy or completeness of the information cannot be guaranteed and some figures may only be estimates. In addition, any opinions expressed are subject to change without notice. There is no guarantee that objectives and targets will be met by the portfolio manager.

**All investment involves risks, returns may decrease or increase because of currency fluctuations and investors may lose the amount of their original investment. Past performance is not indicative or a guarantee of future returns.**

Issued by Mirabaud Asset Management (Suisse) SA, 29, boulevard Georges-Favon, 1204 Geneva, as fund management company. The Prospectus, the Fund contract, the Key Investor Information Document (KIID) as well as the semi-annual and annual reports of the funds (where applicable) may be obtained free of charge from the fund management company and on the webpage: <https://www.mirabaud-am.com/en/funds-list/>. Further information on sustainability is available at the following link: <https://www.mirabaud-am.com/en/responsibly-sustainable>.