

# Mirabaud Fund (CH) - Swiss Equities I cap. CHF

31 August 2023

## Investment Overview

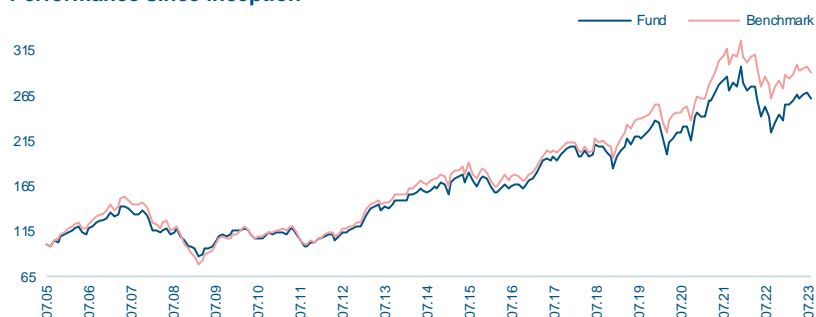
The fund aims to outperform the Swiss Performance Index (SPI)<sup>®</sup>, which represents the broad investable Swiss equities market. Through an active management style, the fund invests in 30 to 50 stocks based on fundamental analysis. The focus lies on quality companies with visible, stable growth, which also have a high return on their invested capital.

## Approach to Sustainability

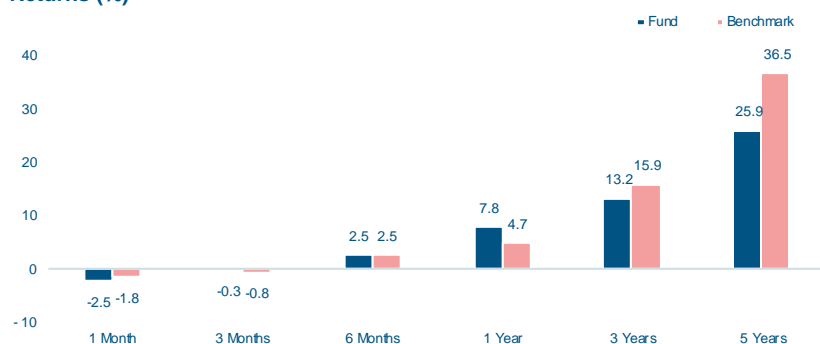
We adopt a disciplined approach to material ESG issues such as climate change, business ethics and human capital. Through proxy voting and engagement with the companies we invest in, we are able to address extra-financial risks and advocate ESG good practices. We believe that this can improve the companies' prospects, quality and risk profile.

We follow a three-step process: 1. Exclusion of companies operating in controversial sectors, and companies involved in recent major controversies; 2. Positive screening - aiming to minimise downside risk of the portfolio by excluding companies lagging on ESG practices; 3. In-depth analysis of material ESG issues for all companies, along with ongoing engagement.

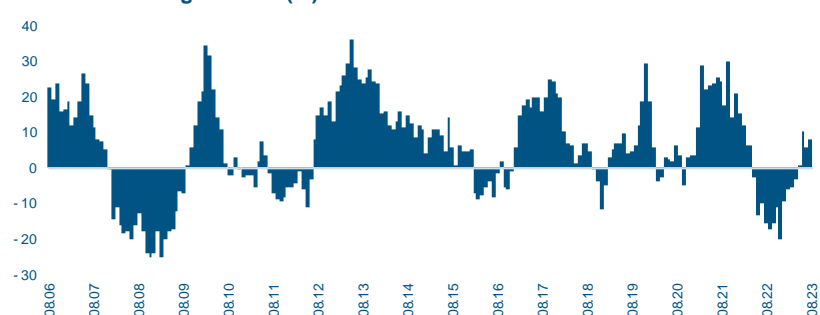
### Performance since inception



### Returns (%)



### 12 Months Rolling Returns (%)



## Classification

SFDR<sup>1</sup>: Article 8

Summary Risk Indicator<sup>2</sup>: 4

Asset Class: Equity

Region: Switzerland

<sup>1</sup> SFDR: Regulation (EU) 2019/2088 on sustainability-related disclosures in the financial services sector

<sup>2</sup> Scale runs from 1 to 7, with 1 being the lowest and 7 being the highest risk.

### Fund Facts

Portfolio Manager(s)	Daniele Scilingo / Thomas Jäger
NAV	2640.15
Share Class Currency	CHF
Share Class Inception Date	18.08.2005
Registration	CH
Quotation	Daily
Domicile	Switzerland
ISIN / Bloomberg	CH0190950284 / MIRSWIC SW
SEDOL	B95DF78
Valoren / WKN	19095028 / A1J5SD
Lipper ID	65058400
Target Clients	Institutionals
Subscription / Redemption	Daily / Daily
Subscription: Notice / Settlement	0 Business Day / 2 Business Days
Redemption: Notice / Settlement	0 Business Day / 3 Business Days
Mgmt. Fee	0.75%
Minimum Investment	1'000'000 CHF
Fund Size (in share class ccy)	30.07 million CHF
Fund Legal Type	FCP
Legal Status	Open-ended
Dividends Distribution Policy	Capitalised
Benchmark	Swiss Performance Index TR
TER 31.12.2022	1.02%

### Statistics

	Fund	Bench.
Last Month Return (%)	-2.46	-1.76
Last 3 Months Return (%)	-0.33	-0.84
YTD Return (%)	9.88	6.77
Return since inception (%)	161.83	191.65
Annualized Return (since inception) (%)	5.48	6.12
Annualized Volatility (since inception) (%)*	12.54	12.67
Tracking Error (since inception) (%)*	3.37	
Sharpe Ratio (since inception)*	0.42	
Information Ratio (since inception)*	-0.19	
Alpha (since inception) (%)*	-0.36	
Beta (since inception)*	0.95	
Correlation (since inception)*	0.96	
Active Share (%)	48.58	
Dividend Yield	2.78	

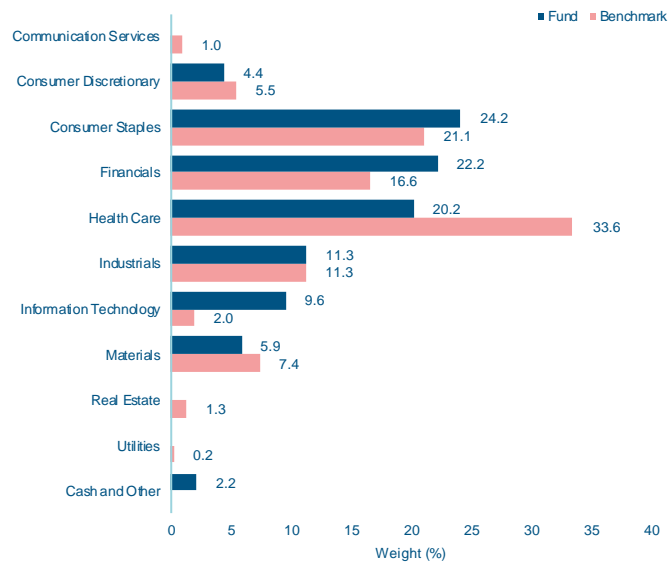
\*Based on monthly data

## Monthly & Yearly Performances (%)

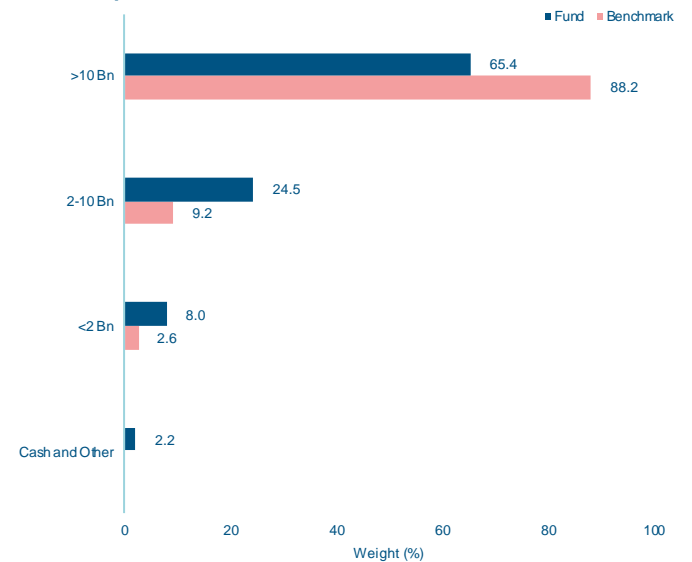
	Jan	Feb	Mar	Apr	May	Jun	Jul	Aug	Sep	Oct	Nov	Dec	Year
<b>Fund 2023</b>	7.05	0.15	1.76	2.89	-1.79	1.46	0.71	-2.46					<b>9.88</b>
Benchmark	5.50	-1.29	1.70	3.62	-1.89	0.50	0.44	-1.76					6.77
<b>Fund 2022</b>	-5.87	-3.46	1.50	0.45	-5.33	-7.52	4.76	-4.21	-7.36	4.86	3.79	-2.72	<b>-20.15</b>
Benchmark	-5.67	-2.20	2.42	0.42	-4.38	-7.27	4.42	-3.06	-5.98	4.84	2.87	-3.27	-16.48
<b>Fund 2021</b>	-1.25	-0.50	7.19	0.07	3.61	3.63	1.25	1.78	-5.40	3.12	-1.40	7.98	<b>21.13</b>
Benchmark	-1.01	-0.44	6.70	1.17	3.45	4.62	1.51	2.37	-5.66	3.78	-0.51	5.87	23.38
<b>Fund 2020</b>	-1.31	-7.27	-7.58	5.69	2.86	3.23	-0.51	3.07	-0.02	-6.79	12.07	2.01	<b>3.70</b>
Benchmark	0.26	-7.56	-4.86	5.18	2.86	1.55	-0.23	2.03	0.52	-5.74	8.41	2.50	3.82
<b>Fund 2019</b>	7.33	4.06	1.79	4.71	-3.09	4.00	-0.13	-1.34	2.73	1.29	3.68	1.35	<b>29.25</b>
Benchmark	6.96	4.28	2.52	4.39	-1.62	3.75	0.73	-0.03	1.43	0.85	2.75	1.27	30.59
<b>Fund 2018</b>	-0.01	-4.39	-0.29	3.16	-3.26	1.37	5.68	-1.86	0.89	-3.61	-2.44	-6.88	<b>-11.63</b>
Benchmark	-0.13	-4.46	-0.67	3.29	-3.42	1.60	5.53	-1.45	0.63	-1.59	-0.89	-6.74	-8.57

## Portfolio Breakdowns

### Sector



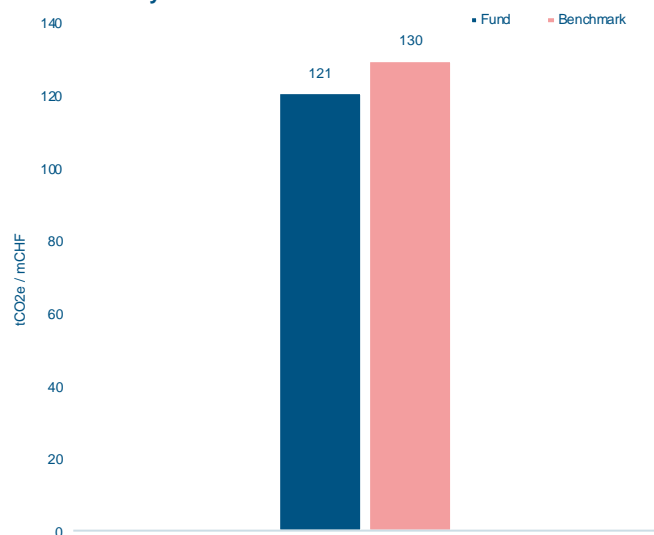
### Market cap



### Top Holdings (total 36 holdings)

Name	Weight (%)
Nestle SA	20.7
Roche Holding AG	9.3
Schindler Holding AG	4.7
Cembra Money Bank AG	4.5
Temenos AG	3.9
UBS Group AG	3.5
Sonova Holding AG	3.5
Partners Group Holding AG	3.5
Cie Financiere Richemont SA	3.5
Sika AG	2.6

## Carbon Intensity



## Fund Information

**Fund Inception Date:** 01/10/2012

**Management Company**  
Mirabaud Asset Management (Suisse) SA

**Custodian:** Banque Pictet & Cie SA

**Auditor:** Ernst & Young SA

**Email:** [marketing@mirabaud-am.com](mailto:marketing@mirabaud-am.com)

**Website:** <https://www.mirabaud-am.com/>

## Information per Share Class

Name	NAV	Currency	ISIN
Mirabaud Fund (CH) - Swiss Equities A cap. CHF	2363.96	CHF	CH0190950219
Mirabaud Fund (CH) - Swiss Equities I cap. CHF	2640.15	CHF	CH0190950284
Mirabaud Fund (CH) - Swiss Equities N cap. CHF	1235.73	CHF	CH0401006587

## Risk Information

Investments in equities are subject to market risks which will not be hedged. The fund may invest in securities which are less liquid because buyers/sellers are not always in sufficient numbers to trade these securities readily or because they hold a large portion of their shares. The fund may invest beyond its primary universe which may result in additional risks. Investments in share-classes that are not denominated in the fund base currency are exposed to losses and gains caused by currency fluctuations. Cash placed in time deposits or money market funds are exposed to their issuer's default risk.

## IMPORTANT INFORMATION

This marketing material contains or may incorporate by reference information concerning certain collective investment schemes ("funds") which are only available for distribution in the registered countries. It is for your exclusive use only and it is not intended for any person who is a citizen or resident of any jurisdiction where the publication, distribution or use of the information contained herein would be subject to any restrictions. It may also not be copied or transferred.

**This material is provided for information purposes only and shall not be construed as an offer or a recommendation to subscribe, retain or dispose of fund units or shares, investment products or strategies.** Before investing in any fund or pursuing any investment strategy, potential investors should take into account all their characteristics or objectives as well as consult the relevant legal documents. Potential investors are recommended to seek prior professional financial, legal and tax advice. The sources of the information contained within are deemed reliable. However, the accuracy or completeness of the information cannot be guaranteed and some figures may only be estimates. In addition, any opinions expressed are subject to change without notice. There is no guarantee that objectives and targets will be met by the portfolio manager.

**All investment involves risks, returns may decrease or increase because of currency fluctuations and investors may lose the amount of their original investment. Past performance is not indicative or a guarantee of future returns.**

Issued by Mirabaud Asset Management (Suisse) SA, 29, boulevard Georges-Favon, 1204 Geneva, as fund management company. The Prospectus, the Fund contract, the Key Investor Information Document (KIID) as well as the semi-annual and annual reports of the funds (where applicable) may be obtained free of charge from the fund management company and on the webpage: <https://www.mirabaud-am.com/en/funds-list/>. Further information on sustainability is available at the following link: <https://www.mirabaud-am.com/en/responsibly-sustainable>.

SIX Swiss Exchange AG ("SIX Swiss Exchange") is the source of Swiss Performance Index Swiss Performance Index SPI and the data comprised therein. SIX Swiss Exchange has not been involved in any way in the creation of any reported information and does not give any warranty and excludes any liability whatsoever (whether in negligence or otherwise) - including without limitation for the accuracy, adequateness, correctness, timeliness, and fitness for any purpose - with respect to any reported information or in relation to any errors, omissions or interruptions in the Swiss Performance Index SPI or its data. Any dissemination or further distribution of any such information pertaining to SIX Swiss Exchange is prohibited.

S&P Trucost Limited © Trucost 2023. All rights in the Trucost data and reports vest in Trucost and/or its licensors. Neither Trucost, nor its affiliates, nor its licensors accept any liability for any errors, omissions or interruptions in the Trucost data and/or reports. No further distribution of the Data and/or Reports is permitted without Trucost's express written consent.