

# Mirabaud - Sustainable Convertibles Global A cap. USD

31 August 2023

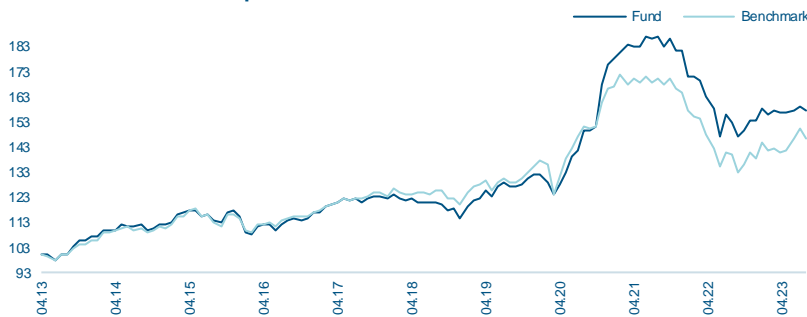
## Investment Overview

A high-conviction, highly active strategy investing in global convertible bonds targeting 50 best ideas, with the top-20 positions representing around 60% of the portfolio. We only invest in 'pure' convertibles (no synthetic securities) and only use hedging to manage currency risk. Extensive fundamental analysis of balance sheet strength and potential equity upside is combined with full ESG integration. Shadow ratings using Moody's methodology is used for unrated credits. This approach helps us to find hidden value and minimise default risk.

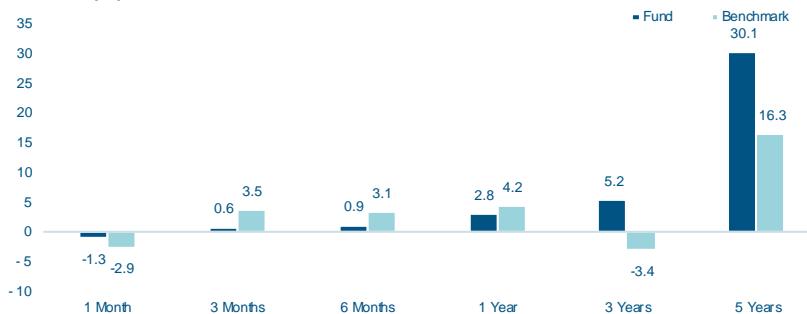
## Approach to Sustainability

We favour a materiality-driven approach to sustainable investing, along with an assessment of ESG practices. We encourage disclosure and transparency, and avoid governance malpractices. We follow a three-step process: 1. Exclusion of companies operating in controversial sectors, and companies involved in recent major controversies; 2. Positive screening - aiming to minimise downside risk of the portfolio by excluding the companies with the lowest 20% ESG scores; 3. In-depth analysis of material ESG issues for the weakest companies, along with ongoing engagement.

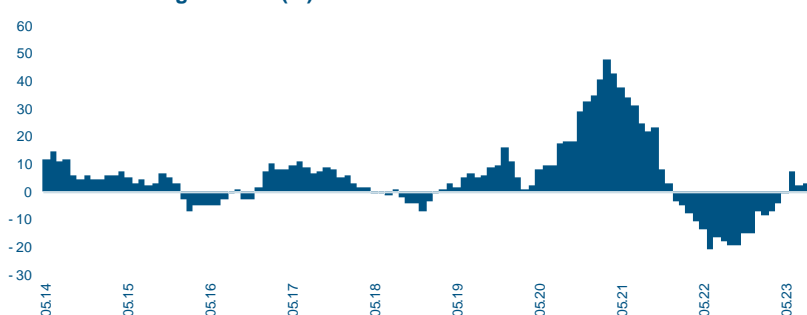
### Performance since inception



### Returns (%)



### 12 Months Rolling Returns (%)



## Classification

SFDR<sup>1</sup>: Article 8+

Summary Risk Indicator<sup>2</sup>: 3

Asset Class: Convertible Bonds

Region: Global

<sup>1</sup> SFDR: Regulation (EU) 2019/2088 on sustainability-related disclosures in the financial services sector

<sup>2</sup> Scale runs from 1 to 7, with 1 being the lowest and 7 being the highest risk.

## Fund Facts

Portfolio Manager(s)	Nicolas Cremieux / Benjamin Barretau
NAV	157.43
Share Class Currency	USD
Share Class Inception Date	29.05.2013
Registration	CH / DE / ES / FR / UK / IE / IT / LU / PT / BE
Quotation	Daily
Domicile	Luxembourg
ISIN / Bloomberg	LU0928190510 / MICBGAU LX
SEDOL	BFCBKZ0
Valoren / WKN	21303075 / A1XCKJ
Lipper ID	68213868
Target Clients	All Investors
Subscription / Redemption	Daily / Daily
Subscription: Notice / Settlement	0 Business Day / 2 Business Days
Redemption: Notice / Settlement	0 Business Day / 2 Business Days
Mgmt. / Perf. Fees	1.50% / 20.0% High Water Mark
Minimum Investment	1 share
Fund Size (in share class ccy)	939.55 million USD
Fund Legal Type	SICAV
Legal Status	Open-ended
Dividends Distribution Policy	Capitalised
Benchmark	Refinitiv Global Focus CB hedged USD
TER 31.12.2022	1.77%

## Statistics

	Fund	Bench.
Last Month Return (%)	-1.33	-2.92
Last 3 Months Return (%)	0.62	3.52
YTD Return (%)	2.31	5.75
Return since inception (%)	57.43	46.21
Annualized Return (since inception) (%)	4.52	3.77
Information Ratio (since inception)*	0.18	
Alpha (since inception) (%)*	0.91	
Beta (since inception)*	0.94	
Correlation (since inception)*	0.83	
Active Share (%)	87.86	
Effective Duration	2.52	1.60
Yield to Maturity (%)	3.27	-0.13
Conversion Premium	23.72	14.43
Bond Floor	85.33	86.76
Delta	37.29	49.66

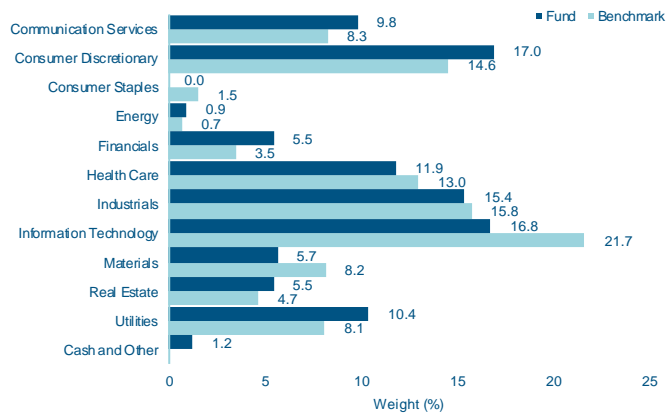
\*Based on daily data

## Monthly & Yearly Performances (%)

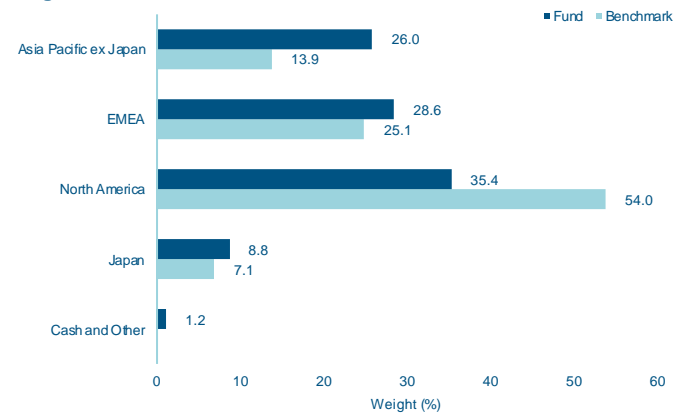
	Jan	Feb	Mar	Apr	May	Jun	Jul	Aug	Sep	Oct	Nov	Dec	Year
<b>Fund 2023</b>	2.94	-1.52	0.90	-0.30	-0.30	0.85	1.12	-1.33					<b>2.31</b>
Benchmark	4.76	-2.06	0.32	-1.00	0.24	3.79	2.73	-2.92					5.75
<b>Fund 2022</b>	-5.67	-0.02	-1.08	-3.38	-3.38	-6.70	5.55	-1.60	-3.65	1.34	2.81	0.10	<b>-15.19</b>
Benchmark	-4.07	-1.95	-0.49	-4.13	-3.64	-4.95	4.24	-0.49	-5.27	2.25	3.49	-1.71	-16.00
<b>Fund 2021</b>	1.29	1.50	1.59	-0.21	0.06	1.97	-0.44	0.41	-2.15	2.04	-2.86	0.07	<b>3.20</b>
Benchmark	0.32	3.06	-2.42	1.34	-0.73	1.48	-1.36	0.71	-1.45	1.58	-2.63	-0.85	-1.11
<b>Fund 2020</b>	-0.11	-2.87	-3.58	3.44	3.94	4.45	1.73	5.70	0.14	0.89	11.27	4.54	<b>32.76</b>
Benchmark	1.79	-1.37	-8.93	6.22	5.36	2.76	3.52	2.59	-0.65	0.40	6.46	3.59	22.84
<b>Fund 2019</b>	4.57	2.09	0.57	2.23	-1.76	3.13	1.58	-1.12	-0.31	0.71	1.72	1.69	<b>15.98</b>
Benchmark	3.88	2.43	0.22	1.56	-2.96	2.63	1.08	-1.43	0.19	1.16	1.58	2.23	13.10
<b>Fund 2018</b>	0.70	-0.74	-1.10	0.59	-0.92	-0.23	0.21	0.02	-0.47	-1.98	0.47	-3.72	<b>-7.02</b>
Benchmark	2.05	-0.92	-0.84	0.46	0.37	-0.25	-0.23	1.15	0.03	-2.93	0.58	-2.43	-3.01

## Portfolio Breakdowns

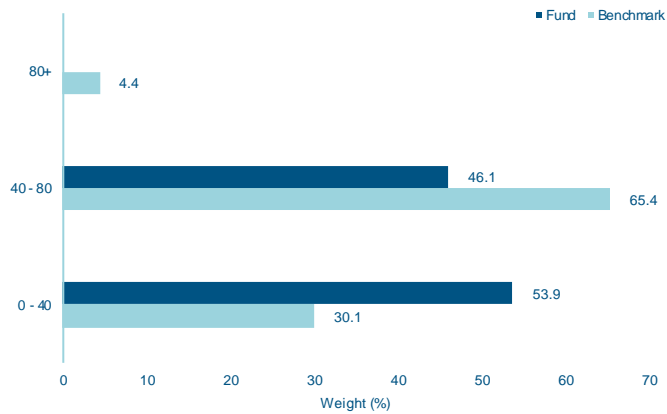
### Sector



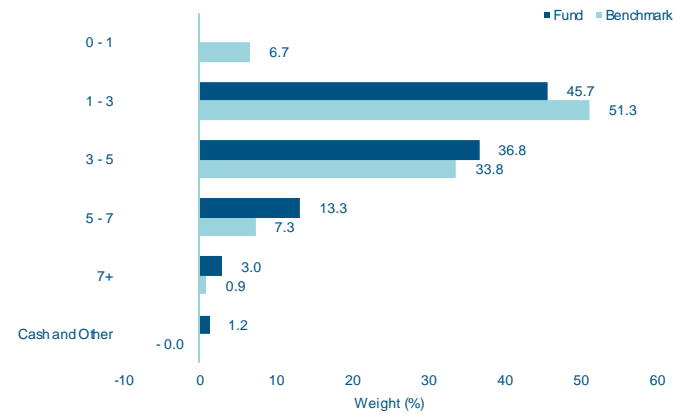
### Region



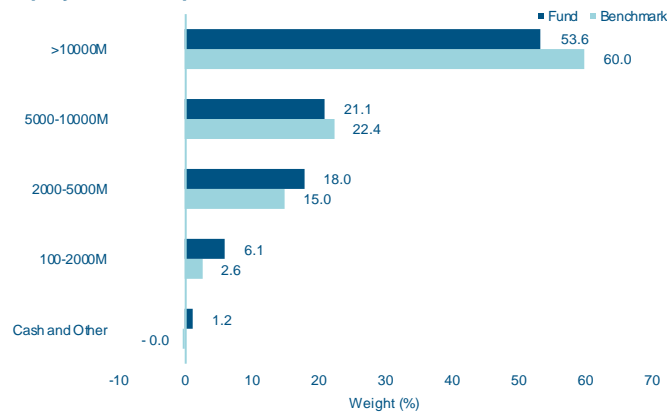
### Delta



### Duration



### Equity Market Cap



## Top Holdings (total 51 holdings)

Name	Weight (%)
ZTO EXPRESS KY INC 1.5% 2027-09	3.1
LENOVO GROUP LTD 2.5% 2029-08	3.0
MATCH GROUP FINANCECO 3 2% 2030-01	3.0
EXPEDIA GROUP INC 0% 2026-02	3.0
ALLIANT ENERGY CORP 3.875% 2026-03	3.0
CELLNEX TELECOM SA 0.75% 2031-11	3.0
TOKYU CORP 0% 2028-09	3.0
LG CHEM LTD 1.6% 2030-07	3.0
ANLLIAN CAPITAL LTD 0% 2025-02	3.0
IBERDROLA FINANZAS SAU 0.8% 2027-12	3.0

## Fund Information

**Fund Inception Date:** 29/05/2013

**Management Company**  
Mirabaud Asset Management (Europe) SA

**Custodian:** Pictet & Cie (Europe) SA

**Auditor:** Ernst & Young Luxembourg

**Transfer Agent:** FundPartner Solutions (Europe) SA

**Administrator:** FundPartner Solutions (Europe) SA

**Representative (Switzerland)**  
Mirabaud Asset Management (Suisse) SA, 29, Boulevard Georges-Favon, 1204 Geneva, Switzerland

**Paying Agent (Switzerland)**  
Mirabaud & Cie SA, 29, Boulevard Georges-Favon, 1204 Geneva, Switzerland

**Email:** [marketing@mirabaud-am.com](mailto:marketing@mirabaud-am.com)

**Website:** <https://www.mirabaud-am.com/>

## Information per Share Class

Name	NAV	Currency	ISIN
Mirabaud - Sustainable Convertibles Global A1H cap. EUR	111.83	EUR	LU2008302882
Mirabaud - Sustainable Convertibles Global A cap. USD	157.43	USD	LU0928190510
Mirabaud - Sustainable Convertibles Global A dist. USD	141.90	USD	LU0972400278
Mirabaud - Sustainable Convertibles Global AH cap. CHF	111.75	CHF	LU1308949921
Mirabaud - Sustainable Convertibles Global AH cap. EUR	133.50	EUR	LU0935157064
Mirabaud - Sustainable Convertibles Global AH cap. GBP	130.77	GBP	LU0978987823
Mirabaud - Sustainable Convertibles Global DH cap. GBP	138.28	GBP	LU1060797062
Mirabaud - Sustainable Convertibles Global I1H cap. EUR	114.73	EUR	LU2008303005
Mirabaud - Sustainable Convertibles Global I cap. USD	154.44	USD	LU0963989487
Mirabaud - Sustainable Convertibles Global IH cap. CHF	114.32	CHF	LU1325204458
Mirabaud - Sustainable Convertibles Global IH cap. EUR	131.71	EUR	LU0963989560
Mirabaud - Sustainable Convertibles Global IH dist. EUR	90.21	EUR	LU2447545893
Mirabaud - Sustainable Convertibles Global J cap. USD	102.53	USD	LU2496002705
Mirabaud - Sustainable Convertibles Global JH cap. GBP	106.76	GBP	LU2496002887
Mirabaud - Sustainable Convertibles Global N cap. USD	130.79	USD	LU1708487993
Mirabaud - Sustainable Convertibles Global NH cap. CHF	115.77	CHF	LU1708488454
Mirabaud - Sustainable Convertibles Global NH cap. EUR	115.43	EUR	LU1708488298

## Risk Information

Investments in debt securities are subject to interest rate, credit and default risk. The fund may invest in emerging markets that may be more volatile and generate higher operational risks than equity markets of well established economies. The fund may invest in lower rated securities that are subject to higher credit risk and are more volatile than higher rated securities. The fund may invest in asset backed instruments that would lose their value if their underlying assets value was to diminish or if their issuer was to default and be unable to meet its contractual obligations. The fund may invest in securities that are less liquid because buyers/sellers are not always in sufficient numbers to trade these securities readily. Financial derivative instruments may be used as part of the investment process, which may increase the fund volatility and expose the fund to the risk of default of its counterparties. Currency forwards will be used to reduce the currency risk generated by investments in share-classes or instruments that are not denominated in the fund base currency. The effectiveness of that hedging process will be subject to counterparty and operational risk. Cash placed in time deposits or money market funds are exposed to their issuer default risk.

## IMPORTANT INFORMATION

This marketing material contains or may incorporate by reference information concerning certain collective investment schemes ("funds") which are only available for distribution in the registered countries. It is for your exclusive use only and it is not intended for any person who is a citizen or resident of any jurisdiction where the publication, distribution or use of the information contained herein would be subject to any restrictions. It may not be copied or transferred.

**This material is provided for information purposes only and shall not be construed as an offer or a recommendation to subscribe, retain or dispose of fund units or shares, investment products or strategies.** Before investing in any fund or pursuing any investment strategy, potential investors should take into account all their characteristics or objectives as well as consult the relevant legal documents. Potential investors are recommended to seek prior professional financial, legal and tax advice. The sources of the information contained within are deemed reliable. However, the accuracy or completeness of the information cannot be guaranteed and some figures may only be estimates. In addition, any opinions expressed are subject to change without notice. There is no guarantee that objectives and targets will be met by the portfolio manager.

**All investment involves risks, returns may decrease or increase because of currency fluctuations and investors may lose the amount of their original investment. Past performance is not indicative or a guarantee of future returns.**

This communication may only be circulated to Eligible Counterparties and Professional Investors and should not be circulated to Retail Investors for which it is not suitable.

Issued by: in the UK: Mirabaud Asset Management Limited which is authorised and regulated by the Financial Conduct Authority. In Switzerland: Mirabaud Asset Management (Suisse) SA, 29, boulevard Georges-Favon, 1204 Geneva, as Swiss representative. Swiss paying agent: Mirabaud & Cie SA, 29, boulevard Georges-Favon, 1204 Geneva. In France: Mirabaud Asset Management (France) SAS., 13, avenue Hoche, 75008 Paris. In Luxembourg, Italy and Spain: Mirabaud Asset Management (Europe) SA, 6B, rue du Fort Niedergruenewald, 2226 Luxembourg. The Prospectus, the Articles of Association, the Key Investor Information Document (KIID) as well as the annual and semi-annual reports (as the case may be), of the funds may be obtained free of charge from the above-mentioned entities and on the webpage: <https://www.mirabaud-am.com/en/funds-list/>. Further information on sustainability is available at the following link: <https://www.mirabaud-am.com/en/responsibly-sustainable>.

Benchmark source: Refinitiv.