

LO Selection – Eurozone (EUR) N Fact Sheet (marketing document)

Active Strategy • Equities

31 January 2025

FUND FACTS

| | |
|-----------------------------------|---------------------------|
| Domicile/Legal structure | Luxembourg/SICAV |
| Legal Status | UCITS |
| Fund inception date | 19 July 2023 |
| SFDR Classification | Article 6 |
| Currency of Fund | EUR |
| Currency of share class | EUR |
| Fund manager | C. Caillault, P. Bésanger |
| Net assets (all classes) | EUR 236.36 million |
| Liquidity (sub./red.) | daily, 15:00 |
| Min. investment | EUR 1'000'000 |
| Entry/Exit fees | 0% / 0% |
| Management fee | 0.20% |
| Distribution fee | 0.00% |
| FROC | 0.20% |
| Ongoing charge (31 December 2024) | 0.43% |

RISK AND REWARD PROFILE

| | | | | | | |
|---|---|---|---|---|---|---|
| 1 | 2 | 3 | 4 | 5 | 6 | 7 |
|---|---|---|---|---|---|---|

Low High

This summary risk indicator (SRI) is a guide to the level of risk of this product compared to other products. Where there are less than 5 years worth of data, missing returns are simulated using an appropriate benchmark. The SRI may change over time and should not be used as an indicator of future risk or returns. Even the lowest risk classification does not imply that the Sub-Fund is risk-free or that capital is necessarily guaranteed or protected.

| | |
|--------------|--------------|
| CODES | Class A |
| ISIN | LU2636433133 |
| Bloomberg | LOSEUNA LX |
| Telekurs | 127708434 |
| NAV | EUR 117.60 |

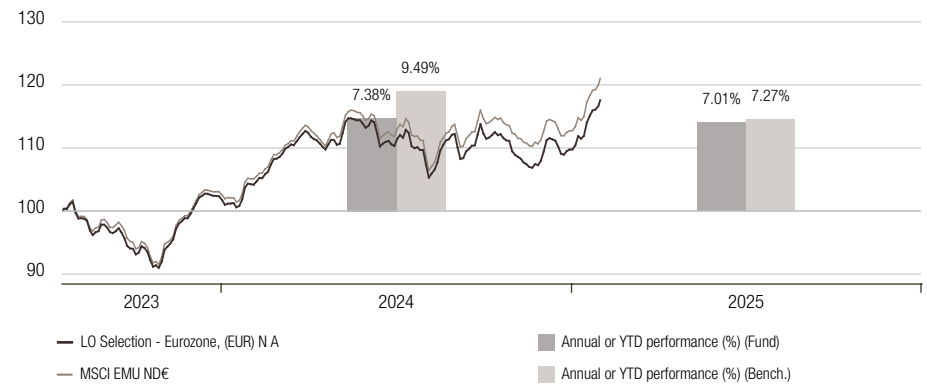
FISCAL INFORMATION

| | |
|---------------------------------------|-------------|
| UK - Reporting Status | No |
| DE - Investment-steuergesetz (InvStG) | Equity Fund |

HIGHLIGHTS

LO Selection – Eurozone is a long-only core equity strategy fund focused on the European Monetary Union. It generally invests in securities within the MSCI EMU net total return Index (the "Benchmark"). The investment manager has a disciplined portfolio construction approach that combines top-down and bottom-up inputs. In particular, the investment approach aims to leverage Bank Lombard Odier's macro views on markets, valuation, and trends (top-down) together with its equity research and selection capabilities (bottom up). The strategy aims to provide exposure to a portfolio of 50-70 Eurozone stocks diversified across industries and market capitalization. The investment manager expects to deliver performance above benchmark in a robust risk management framework.

NET CUMULATIVE PERFORMANCE AND ANNUAL PERFORMANCE IN EUR Jul 19, 2023 - Jan 31, 2025



Past performance does not predict future returns. Performances are displayed net of all costs except any entry and exit fees. Please refer to the cost section. Performance is subject to taxation which depends on the personal situation of each investor and may change in the future. Returns may increase or decrease as a result of currency fluctuations.

| NET PERFORMANCE IN EUR | Cumulative | | Annualized | |
|---------------------------------|------------|--------|------------|--------|
| | Fund | Bench. | Fund | Bench. |
| YTD | 7.01% | 7.27% | - | - |
| YTD | 7.38% | 9.49% | - | - |
| 1 month | 7.01% | 7.27% | - | - |
| 3 months | 8.21% | 8.81% | - | - |
| 1 year | 12.65% | 14.95% | - | - |
| Total return (since 19.07.2023) | 17.60% | 21.03% | 11.02% | 13.10% |

STATISTICS 19.07.2023 - 31.01.2025

| | Fund | Bench. |
|----------------|--------|--------|
| Max. drawdown | -9.65% | -9.25% |
| Correlation | | 0.995 |
| Tracking error | | 1.20% |

| | Fund |
|-----------------------------------|--------|
| Dividend Yield (last 12 months) | 3.0% |
| Price to earnings | 17.7 |
| Price to book | 2.3 |
| Debt/Equity | 179.3% |
| Current ratio | 1.1 |
| Return on Equity (last 12 months) | 13.1% |

| MONTHLY RETURNS IN % | 2023 | | 2024 | | 2025 | |
|----------------------|------------|------------|------------|------------|------------|------------|
| | Fund | Bench. | Fund | Bench. | Fund | Bench. |
| January | | | 2.0 | 2.2 | 7.0 | 7.3 |
| February | | | 3.6 | 3.3 | | |
| March | | | 4.2 | 4.4 | | |
| April | | | -2.1 | -1.9 | | |
| May | | | 2.7 | 2.7 | | |
| June | | | -2.8 | -2.5 | | |
| July | 1.7 | 1.9 | 0.5 | 0.4 | | |
| August | -3.7 | -3.1 | 1.6 | 1.6 | | |
| September | -3.5 | -3.2 | 0.3 | 1.0 | | |
| October | -2.8 | -3.3 | -3.6 | -3.3 | | |
| November | 8.3 | 7.9 | -0.6 | 0.1 | | |
| December | 2.9 | 3.2 | 1.8 | 1.4 | | |
| Year | 2.3 | 3.1 | 7.4 | 9.5 | 7.0 | 7.3 |

The following risks may be materially relevant but may not always be adequately captured by the summary risk indicator and may cause additional loss:

Concentration risk: To the extent that the fund's investments are concentrated in a particular country, market, industry, sector or asset class, the fund may be susceptible to loss due to adverse occurrences affecting that country, market, industry, sector or asset class.

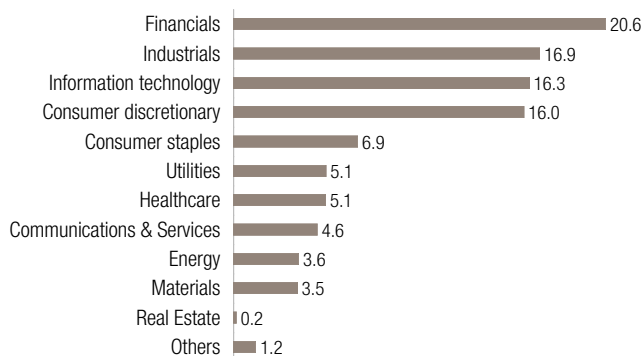
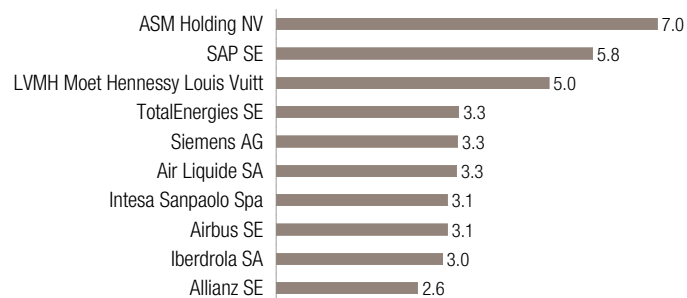

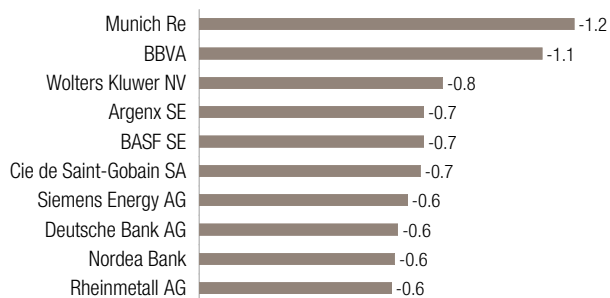
Active management risk: Active management relies on anticipating various market developments and/or security selection. There is a risk at any given time that the fund may not be invested in the highest-performing markets or securities. The fund's net asset value may also decline.

Financial, economic, regulatory and political risks: Financial instruments are impacted by various factors, including, without being exhaustive, the development of the financial market, the economic development of issuers who are themselves affected by the general world economic situation, and economic, regulatory and political conditions prevailing in the relevant country.

Before taking any investment decision, please read the latest version of the prospectus, the articles of incorporation, the Key Information Documents (KIDs) and the latest annual report and semi-annual report. Please pay attention to the Appendix B "Risk Factors Annex" of the prospectus.

Incorporation of extra-financial risks into the investment decision process may result in underweighting of profitable investments from the sub-fund's investment universe and may also lead the management of the sub-fund to underweight investments that will continue to perform. Sustainability risks may lead to a significant deterioration in the financial profile, profitability or reputation of an underlying investment and may therefore have a significant impact on its market price or liquidity.

This product is not a financial product subject to Article 8 or Article 9 of Regulation (EU) 2019/2088 on sustainability-related disclosures in the financial sector (the "SFDR"). The investments underlying this financial product do not take into account the EU criteria for environmentally sustainable economic activities.

SECTORS (IN %)**TOP 10 (IN %)****TOP 10 OVERWEIGHTS****TOP 10 UNDERWEIGHTS****CURRENCIES (IN %)**

GLOSSARY

Active share: Measures how much an equity portfolio's holdings differ from the benchmark index constituents. It is reflected as a percentage

Alpha: Is a risk-adjusted performance measure. A positive (negative) alpha indicates stronger (poorer) fund performance than predicted by the fund's level of risk. A positive alpha of 1.0 means the fund has outperformed its benchmark index by 1% annually. Correspondingly, a similar negative alpha would indicate an underperformance.

Beta: Part of a stock's performance that can be attributed to pure market performance, arising from day-to-day fluctuation.

Standard deviation: Measure of the dispersion of a set of data from its mean. The more spread apart the data, the higher the deviation. Standard deviation is applied to the annual rate of return of an investment to measure the investment's volatility.

Debt-to-Equity (D/E): A debt ratio used to measure a company's financial leverage, calculated by dividing a company's total liabilities by its stockholders' equity. The D/E ratio indicates how much debt a company is using to finance its assets relative to the amount of value represented in shareholders' equity.

Dividend yield: A financial ratio that indicates how much a company pays out in dividends each year relative to its share price.

Earnings per share (EPS): Is the portion of a company's profit allocated to each outstanding share of common stock. Earnings per share serves as an indicator of a company's profitability.

Tracking error: Measure of how closely a portfolio follows the index to which it is benchmarked. It is reported as a percentage and is sometimes called active risk. A lower

tracking error signifies a return profile closer to the benchmark while a higher tracking error signifies a return profile which deviates more from the benchmark.

Ex-post Tracking error: Divergence between the price behaviour of the portfolio and the price behaviour of a benchmark based on historical measure made by risk models.

FROC: Fixed Rate of Operational Costs.

Information ratio: Ratio of portfolio returns above the returns of a benchmark over the volatility of those returns. It measures a portfolio manager's ability to generate excess returns relative to a benchmark but also attempts to identify the consistency of the returns.

Price earning ratio (PE): Ratio for valuing a company that measures its current share price relative to its earnings per-share.

Price to book (P/B): A ratio used to compare a stock's market value to its book value. It is calculated by dividing the current closing price of the stock by the latest quarter's book value per share.

Current ratio: Measure the ability of the company to pay short term obligations within 12 months.

Return on equity (ROE): The amount of net income returned as a percentage of shareholders equity. ROE measures a corporation's profitability by revealing how much profit a company generates with the money shareholders have invested.

Sharpe ratio: A risk-adjusted measure calculated using standard deviation and excess return (Portfolio return – Risk Free Rate) to determine reward per unit of risk. The higher the Sharpe ratio, the better the portfolio's historic risk-adjusted performance.

DISCLAIMER

This document is a **Marketing Communication** relating to **Lombard Odier Selection** and its **Sub-Fund ("LO Selection - Eurozone")** (altogether referred to as the "Fund"). This document is intended only for **Professional Investors** in the EU/EEA countries where the Fund is registered for distribution, within the meaning of the Markets in Financial Instruments Directive 2014/65/EU (MiFID) and is not intended for retail investors, nor for U.S. Persons as defined under Regulation S of the United States Securities Act of 1933, as amended.

This document is issued by **Lombard Odier Funds (Europe) S.A** (hereinafter the "Management Company"). The Management Company is authorised and regulated by the Commission de Surveillance du Secteur (the "CSSF") within the meaning of EU Directive 2009/65/EC and has its registered office at 291, Route d'Arlon, L-1150 Luxembourg. The Management Company is clustered within the Lombard Odier Investment Management Division ("LOIM") of Lombard Odier Group. LOIM is a trade name. The LOIM entities support in the preparation of this document and LOIM is a trade name. The Fund is authorized and regulated by the CSSF as a UCITS within the meaning of EU Directive 2009/65/EC, as amended.

This document is the property of LOIM, is provided for information purposes only and is addressed for the recipient exclusively for its personal use. It may not be reproduced (in whole or in part), transmitted, modified, or used for any other purpose without the prior written permission of LOIM. It is not intended for distribution, publication, or used for any other purpose without the prior written permission of LOIM.

The contents of this document has not been reviewed by any regulatory authority in any jurisdictions and does not constitute an offer or a recommendation to subscribe for any securities or other financial instruments or products described herein.

It contains opinions of LOIM, as at the date of issue. These opinions and information contained herein in this document does not take into account all the specific circumstances of the addressee. Therefore, no representation is made that the investment strategies presented in this document are suitable or appropriate to the individual circumstances of any investors. Tax treatment depends on the individual circumstance of the investor and may be subject to change in the future. LOIM does not provide tax advice. Consequently, you must verify the above and all information provided in this document with the legal documents issued for the Fund or otherwise review it with your external tax advisors.

The information and analysis contained herein are based on sources believed to be reliable. While LOIM uses its best efforts to ensure that the content is created in good faith, with greatest care and with accuracy, it does not guarantee the timeliness, validity, reliability or completeness of the information contained in this document, neither does it warrant that the information is free from errors and omission not does it accept any liability for any loss or damage resulting from its use. All information and opinions as well as the prices indicated may change without notice. Particular contents of third parties are marked as such. LOIM assumes no liability for any indirect, incidental or consequential damages that are caused by or in connection with the use of such content.

The Source of the data has been mentioned wherever it was available. Unless otherwise stated, the data is prepared by LOIM.

An investment in the Fund is not suitable for all investors. The ownership of any

investment decision(s) shall exclusively vest with the investor. Investment must be done after analysing all possible risk factors and by exercising of independent discretion. The investor must particularly ensure the suitability of an investment as regards with his/her financial situation, risk profile and investment objectives investing. **There can be no assurance that the Fund's investment objective will be achieved or that there will be a return on capital. Past or estimated performance is not necessarily indicative of future results and no assurance can be made that profits will be achieved, or that substantial losses will not be incurred.** The investor bears the risk of losses in connection with any investment. The information contained in this document does not constitute any form of advice on any investment or related consequences of making any particular investment decision in any particular investment decision in any Fund. Each investor shall make his/her own appraisal of risk, goals, liquidity, taxes and other financial merit of his/her investment decisions. Views, opinions and estimates may change without notice and are based on a number of assumptions which may or may not eventuate or prove to be accurate. The scenarios presented are an estimate of future performance based on evidence from the past on how the value of this investment varies, and/or current market conditions and are not an exact indicator. What you will get will vary depending on how the market performs and how long you keep the investment/product.

Investments are subject to a variety of risks: The investments mentioned in this document may carry risks that are difficult to quantify and integrate into an investment assessment. In general, products such as equities, bonds, forex, or money market instruments bear risks, which are higher in the case of derivative, structured, and private equity products; these are aimed solely at investors who are able to understand their nature and characteristics and to bear their associated risks. On request, LOIM will be pleased to provide investors with more detailed information concerning risks associated with given instruments. The liquidity of an investment is subject to supply and demand. Some products may not have a well-established secondary market or in extreme market conditions may be difficult to value, resulting in price volatility and making it difficult to obtain a price to dispose of the asset.

Where the Fund is denominated in a currency other than an investor's base currency, changes in the rate of exchange may have an adverse effect on price and income. All performance figures reflect the reinvestment of interest and dividends and do not take account the commissions and costs incurred on the issue and redemption of shares/units; performance figures are estimated and unaudited. Net performance shows the performance net of fees and expenses for the relevant fund/share class over the reference period. This document does not contain personalised recommendations or advice and is not intended to substitute any professional advice on investment in financial products. Neither this marketing communication nor this document nor any part of it shall form the basis of, or be relied on in connection with, any contract to purchase or subscription to the Fund. Not all costs are listed in this document and the investor is recommended to refer to the Offering documents for more information.

The articles of association, the prospectus, the Key Information Document ("PRIIPs/KIDs"), and the subscription form are the only official Offering Documents of the Fund's shares (the "Offering Documents"). No party is authorised to provide information or make assurances that are not contained in the Offering Documents.

Access to documents in country of registrations:

The PRIIPS/KIDs are available in one of the official languages of your country and a Prospectus is available in English, French, and Italian. The PRIIPS/KIDs and the Prospectus together with the Articles of Incorporation and the last annual and semi-annual financial report are available on www.loim.com or can be requested free of charge at the registered office of the Fund or of the Management Company, from the distributors of the Fund or from the local representatives as mentioned below. These Offering Documents are provided for information and illustration and is not a contractually binding document or an information required by any legislative provisions and is not sufficient to take an investment decision.

Please refer to the prospectus and the PRIIPS/KIDs before making any final investment decisions. Before making an investment in the Fund, an investor should read the entire Offering Documents, and in particular the risk factors pertaining to an investment in the Fund, consider carefully the suitability of such investment to his/her particular circumstances and, where necessary, obtain independent professional advice in respect of **risks**, as well as any **legal, regulatory, credit, tax, and accounting consequences**.

LOIM recognises that conflicts of interest may exist as a consequence of the distribution of the Fund issued or managed by entities within the Lombard Odier Group. LOIM has a Conflict of Interests policy to identify and manage such conflicts of interest and a copy of this policy is available on <https://am.lombardodier.com/home/asset-management-regulatory-disc.html>.

A summary of investor's rights relating to regarding complaints and litigation is available in English on <https://am.lombardodier.com/home/asset-management-regulatory-disc.html>.

This Fund is classified as Article 6 under the Regulation (EU) 2019/2088 of the European Parliament and of the Council of 27 November 2019 on Sustainability-Related Disclosures in the Financial Services Sector ("SFDR"), and therefore it has neither a sustainable objective nor environmental or social characteristics.

A summary of the sustainable website entity level disclosure is available in English in the "Regulatory and voluntary" section of the website fund page on [Regulatory Disclosures - Asset Management - Lombard Odier](#).

Limitation on Sale: The shares issued for this Fund may only be publicly offered or sold in countries in which such a public offer or sale is permitted. Therefore, unless the Management Company or representatives of the Management Company have filed an application with the local supervisory authorities and permission has been granted by the local supervisory authorities, and as long as no such application has been filed or no such permission granted by the supervisory authorities, this Fund does not represent an offer to buy investment shares.

Not for US Person: The Fund has not been registered pursuant to the 1933 United States Securities Act. This document is not intended for any "U.S. Person" as defined in Regulation S of the Act, as amended or pursuant to the 1940 United States Investment Company Act as amended and will not be registered pursuant to the 1940 United States

Investment Company Act as amended, or pursuant to other US federal laws. Therefore, the shares will not be publicly offered or sold in the United States. Neither this document nor any copy thereof may be sent, taken into, or distributed in the United States of America, any of its territories or possessions or areas subject to its jurisdiction, or to or for the benefit of a United States Person For this purpose, the term "United States Person" shall mean any citizen, national or resident of the United States of America, partnership organized or existing in any state, territory or possession of the United States of America, a corporation organized under the laws of the United States or of any state, territory or possession thereof, or any estate or trust that is subject to United States Federal income tax regardless of the source of its income.

The Fund is currently notified for marketing into a number of jurisdictions. The Management Company may decide to terminate the arrangements made for the marketing of the Fund at any time using the process contained in Article 93a of the UCITS Directive.

The **Sub-Fund is registered in the following jurisdictions** and it is represented by the following Representatives:

Switzerland. The Fund is intended for Professional Investors only and has not been approved by the Swiss Financial Market Supervisory Authority FINMA (Autorité fédérale de surveillance des marchés financiers) for distribution in or from Switzerland to non-qualified investors pursuant to Article 120 of the Swiss Collective Investment Scheme Act of 23 June 2023 (the "CISA"). This is an advertising document. Representative: Lombard Odier Asset Management (Switzerland) SA, 6 av. Des Morgines, 1213 Petit-Lancy; Paying agent: Bank Lombard Odier & Co Ltd, 11 rue de la Corratierie, CH-1204 Geneva, Switzerland.

Important information on benchmarks

Any benchmarks/indices cited herein are provided for information purposes only. No benchmark/index is directly comparable to the investment objectives, strategy or universe of a fund. The performance of a benchmark shall not be indicative of past or future performance of any fund. It should not be assumed that the relevant fund will invest in any specific securities that comprise any index, nor should it be understood to mean that there is a correlation between such fund's returns and any index returns.

LOIM does not provide accounting, tax or legal advice.

MSCI: The "MSCI Parties" expressly disclaim all warranties (including, without limitation, all warranties of originality, accuracy, completeness, timeliness, non-infringement, market value and fitness for a specific purpose) with respect to MSCI information. In no event shall the MSCI Parties be liable for any direct, indirect, specific, incidental, punitive, consequential (including, without limitation, lost profits) or other damages. More information about the MSCI information and liability disclaimer: <http://www.msci.com>

Data Protection: You may be receiving this Communication because you have provided us your contact details. If this is the case, note that we may process your personal data for direct marketing purposes. For more information on Lombard Odier's data protection policy, please refer to www.lombardodier.com/privacy-policy
©2025 Lombard Odier IM. All rights reserved.