

LO Funds (CH) – Swiss Equities Tracker+ ESG I

Fact Sheet (marketing document)

Sustainable Equities • Equities

31 October 2024

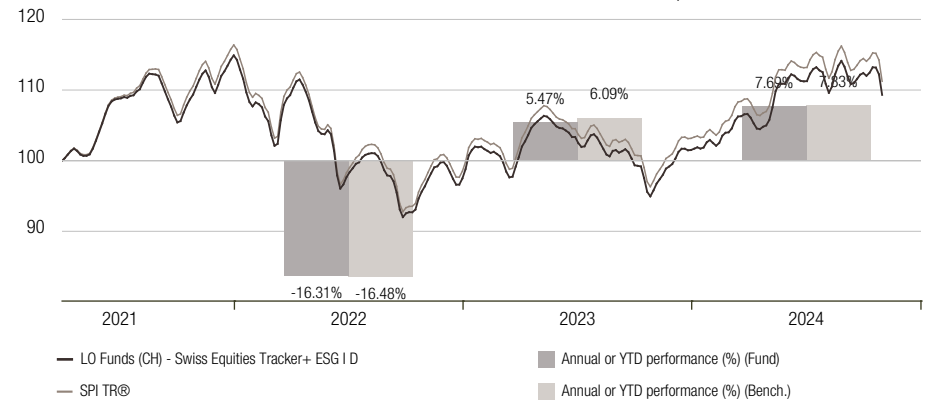
FUND FACTS

| | |
|------------------------------------|---|
| Domicile/Legal structure | Switzerland/FCP |
| Legal Status | Other investment fund for traditional investments |
| Fund inception date | 22 March 2010 |
| Currency of Fund | CHF |
| Currency of share class | CHF |
| Fund manager | A. Medvedev, N. Mieszkalski |
| Net assets (all classes) | CHF 69.02 million |
| Liquidity (sub./red.) | daily, 12:00 |
| Min. investment | CHF 1 million |
| Entry/Exit fees | 0.00% / 0.00% |
| Management fee | 0.15% |
| Distribution fee | 0.00% |
| Flat fee | 0.10% |
| Ongoing charge (30 September 2024) | 0.26% |
| TER max (31 January 2024) | 0.25% |
| Dealing Charge (sub./red.) | 0.02% |

HIGHLIGHTS

LOF (CH) - Swiss Equities Tracker+ ESG is a systematic long-only Swiss equity portfolio. The strategy has been in place since April 2021. The Fund aims to replicate the performance of the SPI Index while seeking to respectively reduce and capture its embedded extra-financial risks and opportunities, with a target tracking error of 0.50%. To reach that objective, the Fund invests directly and exclusively into securities of the SPI index using a proprietary systematic approach consisting of selectively adjusting securities weighting (or excluding securities) according to materiality-based Environmental, Social and Governance (ESG) factors, their level of controversy, and their carbon intensity (scopes 1 to 3). Risk management is performed by fund managers at a portfolio level, alongside independent teams who oversee investment, counterparty and operational risks. Securities lending is not implemented.

NET CUMULATIVE PERFORMANCE AND ANNUAL PERFORMANCE IN CHF Apr 1, 2021 - Oct 31, 2024



RISK AND REWARD PROFILE

| | | | | | | |
|-----|---|---|---|---|---|------|
| 1 | 2 | 3 | 4 | 5 | 6 | 7 |
| Low | | | | | | High |

CODES

| | |
|-----------|--------------|
| ISIN | CH0111012412 |
| Bloomberg | LOSWEID SW |
| Telekurs | 11101241 |
| NAV | CHF 198.50 |

FISCAL INFORMATION

| | |
|---------------------------------------|-------------|
| UK - Reporting Status | No |
| DE - Investment-steuergesetz (InvStG) | Equity Fund |
| Last dividend paid (10.11.2023) | CHF 4.88 |

RATINGS

| | |
|----------------------|---------------------------------------|
| Morningstar Rating | ★★★★★ |
| Morningstar Category | EAA Fund Switzerland Large-Cap Equity |

| NET PERFORMANCE IN CHF | Cumulative | | Annualized | |
|---------------------------------|------------|--------|------------|--------|
| | Fund | Bench. | Fund | Bench. |
| YTD | 7.69% | 7.83% | - | - |
| YTQ | 11.29% | 11.47% | - | - |
| 1 month | -3.23% | -3.27% | - | - |
| 3 months | -3.80% | -3.94% | - | - |
| 1 year | 14.99% | 15.39% | - | - |
| 3 years | -0.07% | 0.63% | -0.02% | 0.21% |
| Total return (since 01.04.2021) | 9.31% | 11.24% | 2.50% | 3.00% |

| STATISTICS 01.04.2021 - 31.10.2024 | Fund | Bench. | Fund |
|------------------------------------|---------|---------|------|
| Annualised volatility | 12.18% | 12.38% | 95 |
| Sharpe ratio | 0.16 | 0.20 | |
| Max. drawdown | -19.59% | -19.93% | |
| Correlation | | 0.999 | |
| Tracking error | | 0.64% | |

| MONTHLY RETURNS IN % | 2021 | | 2022 | | 2023 | | 2024 | |
|----------------------|-------------|-------------|--------------|--------------|------------|------------|------------|------------|
| | Fund | Bench. | Fund | Bench. | Fund | Bench. | Fund | Bench. |
| January | | | -5.7 | -5.7 | 5.4 | 5.5 | 1.6 | 1.4 |
| February | | | -2.2 | -2.2 | -1.4 | -1.3 | 0.3 | 0.6 |
| March | | | 2.6 | 2.4 | 1.7 | 1.7 | 3.6 | 3.9 |
| April | 0.2 | 0.4 | 0.7 | 0.4 | 3.6 | 3.6 | -2.3 | -2.4 |
| May | 3.5 | 3.5 | -4.4 | -4.4 | -1.9 | -1.9 | 6.3 | 6.1 |
| June | 4.6 | 4.6 | -7.1 | -7.3 | 0.6 | 0.5 | -0.5 | -0.5 |
| July | 1.3 | 1.5 | 3.7 | 4.4 | 0.3 | 0.4 | 2.6 | 2.7 |
| August | 2.1 | 2.4 | -2.8 | -3.1 | -2.0 | -1.8 | 1.0 | 0.9 |
| September | -5.8 | -5.7 | -5.8 | -6.0 | -2.0 | -2.0 | -1.6 | -1.6 |
| October | 3.7 | 3.8 | 4.7 | 4.8 | -5.2 | -5.2 | -3.2 | -3.3 |
| November | -0.6 | -0.5 | 2.9 | 2.9 | 4.5 | 4.6 | | |
| December | 5.8 | 5.9 | -3.3 | -3.3 | 2.1 | 2.4 | | |
| Year | 15.0 | 16.4 | -16.3 | -16.5 | 5.5 | 6.1 | 7.7 | 7.8 |

The following risks may be materially relevant but may not always be adequately captured by the summary risk indicator and may cause additional loss:

Concentration risk: To the extent that the fund's investments are concentrated in a particular country, market, industry, sector or asset class, the fund may be susceptible to loss due to adverse occurrences affecting that country, market, industry, sector or asset class.

Data risk: Evaluation of extra-financial risks is complex and may be based on environmental, social and/or governance data that are difficult to obtain, incomplete, not audited, outdated or otherwise materially incorrect. Even if the data are identified, there is no guarantee that they will be correctly evaluated.

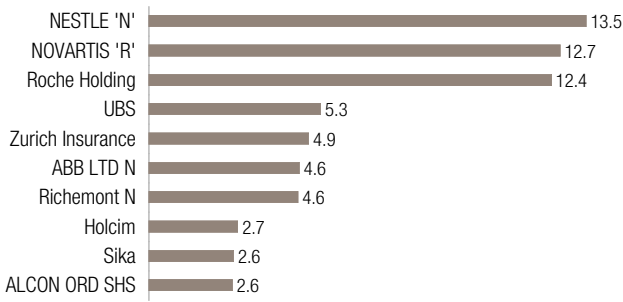
Sustainability risk: Incorporation of extra-financial risks into the investment decision process may result in underweighting of profitable investments from the sub-fund's investment universe and may also lead the management of the sub-fund to underweight investments that will continue to perform. Sustainability risks may lead to a significant deterioration in the financial profile, profitability or reputation of an underlying investment and may therefore have a significant impact on its market price or liquidity.

Before taking any investment decision, please read the latest version of the prospectus, the articles of incorporation, the Key Information Documents (KIDs) and the latest annual report and semi-annual report. Please pay attention to the Appendix B "Risk Factors Annex" of the prospectus.

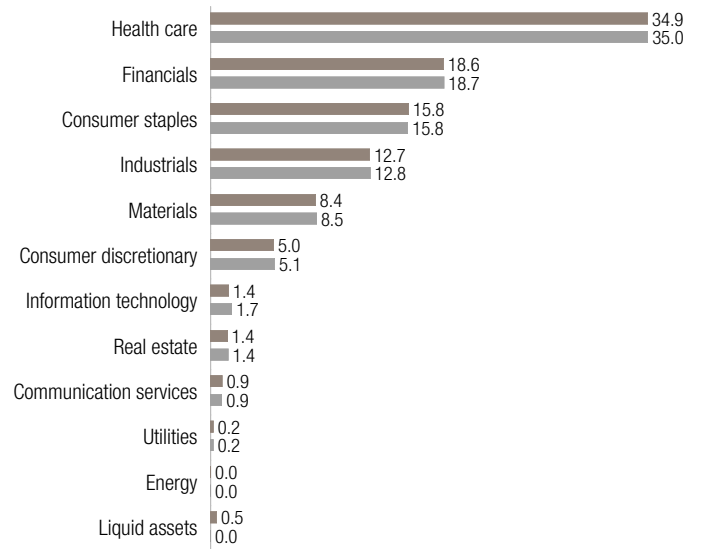
Incorporation of extra-financial risks into the investment decision process may result in underweighting of profitable investments from the sub-fund's investment universe and may also lead the management of the sub-fund to underweight investments that will continue to perform. Sustainability risks may lead to a significant deterioration in the financial profile, profitability or reputation of an underlying investment and may therefore have a significant impact on its market price or liquidity.

— Fund — Benchmark

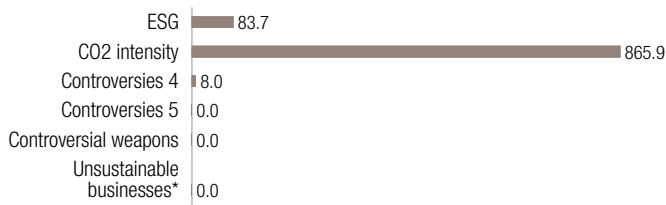
TOP 10 (IN %)




SECTORS (IN %)



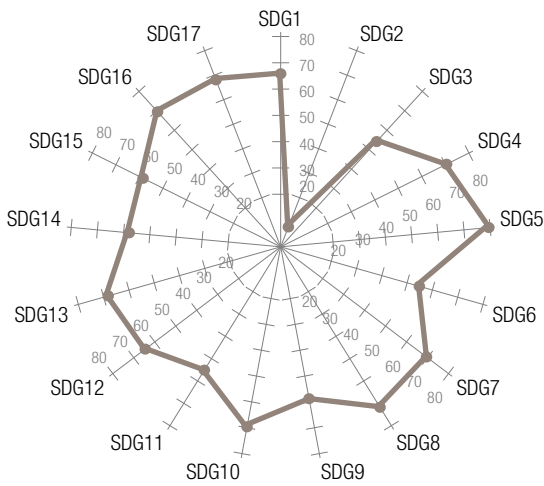
SUSTAINABILITY (IN %)



EXPOSURE (IN % AUM)



SDG exposures



GLOSSARY

Credit Ratings: The credit ratings breakdown mentioned for convertible funds is a blend of ratings performed internally as well as ratings provided by external sources.

Risk and Reward Profile: This summary risk indicator (SRI) is a guide to the level of risk of this product compared to other products. Where there are less than 5 years worth of data, missing returns are simulated using an appropriate benchmark. The SRI may change over time and should not be used as an indicator of future risk or returns. Even the lowest risk classification does not imply that the Sub-Fund is risk-free or that capital is necessarily guaranteed or protected.

Total Expense Ratio (TER): The total fees involved in managing and operating a fund. The TER included the annual management fee and other charges, for example legal, admin, and audit costs (source: annual audited reports or semi annual non audited reports). The Total Expense Ratio (TER) is calculated twice per year and is subject to change between calculation dates.

Volatility: A statistical measure of the fluctuations of a security's price. It can also be used to describe fluctuations in a particular market. High volatility is an indication of higher risk.

Sharpe Ratio: A measure of risk-adjusted performance. The higher the ratio, the better risk-adjusted performance has been.

Drawdown: A draw down is usually quoted as the percentage between the peak and trough of an investment during a specific period. It can help to compare an investment's possible reward to its risk.

Correlation: Correlation is a measure of how securities or asset classes move in relation to each other. Highly correlated investments tend to move up and down together while investments with low correlation tend to perform in different ways in different market conditions, providing investors with diversification benefits. Correlation is measured between 1 (perfect correlation) and -1 (perfect opposite correlation). A correlation

DISCLAIMER

This document is a **Marketing Communication** relating to **Lombard Odier Funds (CH)** and its **Sub-Fund ("LO Funds (CH) - Swiss Equities Tracker+ ESG")** (altogether referred to as the "Fund"). This document is intended only for **Qualified and Professional Investors** in Switzerland where the Fund is registered for distribution, within the meaning of the Swiss Collective Investment Schemes Act (CISA) and is not intended for retail investors, nor for U.S. Persons as defined under Regulation S of the United States Securities Act of 1933, as amended.

This document is issued by **Lombard Odier Asset (Switzerland) S.A** (hereinafter the "Management Company"). The Management Company is authorised and regulated by the Swiss Financial Market Supervisory Authority FINMA (the "FINMA") and has its registered office at 6, av. des Morgines, 1213 Petit-Lancy, Geneva, Switzerland. The Management Company is clustered within the Lombard Odier Investment Management Division ("LOIM") of Lombard Odier Group. LOIM is a trade name. The LOIM entities support in the preparation of this document and LOIM is a trade name. The Fund is authorized and regulated by the FINMA as another Fund for traditional investments within the meaning of the Collective Investment Scheme Act of 23 June 2006, as amended.

This document is the property of LOIM, is provided for information purposes only and is addressed for the recipient exclusively for its personal use. It may not be reproduced (in whole or in part), transmitted, modified, or used for any other purpose without the prior written permission of LOIM. It is not intended for distribution, publication, or used for any other purpose without the prior written permission of LOIM.

The Fund will not be, nor will its shares be, registered for public offering in any jurisdiction. The contents of this document has not been reviewed by any regulatory authority in any jurisdictions and does not constitute an offer or a recommendation to subscribe for any securities or other financial instruments or products described herein.

It contains opinions of LOIM, as at the date of issue. These opinions and information contained herein in this document does not take into account all the specific circumstances of the addressee. Therefore, no representation is made that the investment strategies presented in this document are suitable or appropriate to the individual circumstances of any investors. Tax treatment depends on the individual circumstance of the investor and may be subject to change in the future. LOIM does not provide tax advice. Consequently, you must verify the above and all information provided in this document with the legal documents issued for the Fund or otherwise review it with your external tax advisors.

The information and analysis contained herein are based on sources believed to be reliable. While LOIM uses its best efforts to ensure that the content is created in good faith, with greatest care and with accuracy, it does not guarantee the timeliness, validity, reliability or completeness of the information contained in this document, neither does it warrant that the information is free from errors and omission not does it accept any liability for any loss or damage resulting from its use. All information and opinions as well as the prices indicated may change without notice. Particular contents of third parties are marked as such. LOIM assumes no liability for any indirect, incidental or consequential damages that are caused by or in connection with the use of such content.

coefficient of 0 suggests there is no correlation.

Tracking Error: A measure of how closely an investment portfolio follows the index against which it is benchmarked.

Bond Floor: The lowest value that convertible bonds can fall to, given the present value of the remaining future cash flows and principal repayment. The bond floor is the value at which the convertible option becomes worthless because the underlying stock price has fallen substantially below the conversion value.

Delta: The ratio comparing the change in the price of the underlying asset to the corresponding change in the price of a derivative.

Premium: If a fixed-income security (bond) is purchased at a premium, existing interest rates are lower than the coupon rate. Investors pay a premium for an investment that will return an amount greater than existing interest rates.

Yield to Maturity: The rate of return anticipated on a bond if it is held until the maturity date.

Coupon: The interest rate stated on a bond when it's issued.

Modified Duration: This formula is used to determine the effect that a 100-basis-point (1%) change in interest rates will have on the price of a bond.

Average Duration: The average modified duration of the portfolio expressed in years.

Expected Loss: Annual average expected loss to the portfolio expressed in percent.

Attachment Point: The modelled probability of a negative portfolio return in any given year.

Flat Fee: It cover the Operational Costs directly incurred by the Company ("Direct Costs") and those resulting from the activities carried out by the Management Company on behalf of the Company ("Fund Servicing Costs").

The Source of the data has been mentioned wherever it was available. Unless otherwise stated, the data is prepared by LOIM.

An investment in the Fund is not suitable for all investors. The ownership of any investment decision(s) shall exclusively vest with the investor. Investment must be done after analysing all possible risk factors and by exercising of independent discretion. The investor must particularly ensure the suitability of an investment as regards with his/her financial situation, risk profile and investment objectives investing. **There can be no assurance that the Fund's investment objective will be achieved or that there will be a return on capital. Past or estimated performance is not necessarily indicative of future results and no assurance can be made that profits will be achieved, or that substantial losses will not be incurred.** The investor bears the risk of losses in connection with any investment. The information contained in this document does not constitute any form of advice on any investment or related consequences of making any particular investment decision in any particular investment decision in any Fund. Each investor shall make his/her own appraisal of risk, goals, liquidity, taxes and other financial merit of his/her investment decisions. Views, opinions and estimates may change without notice and are based on a number of assumptions which may or may not eventuate or prove to be accurate. The scenarios presented are an estimate of future performance based on evidence from the past on how the value of this investment varies, and/or current market conditions and are not an exact indicator. What you will get will vary depending on how the market performs and how long you keep the investment/product.

Access to documents in country of registrations:

The PRIIPS/KIDs are available in one of the official languages of your country and a Prospectus is available in English and French. The PRIIPS/KIDs and the Prospectus together with the Articles of Incorporation and the last annual and semi-annual financial report are available on www.loim.com or can be requested free of charge at the registered office of the Fund or of the Management Company, from the distributors of the Fund or from the local representatives as mentioned below. These Offering Documents are provided for information and illustration and is not a contractually binding document or an information required by any legislative provisions and is not sufficient to take an investment decision.

Please refer to the prospectus and the PRIIPS/KIDs before making any final investment decisions. Before making an investment in the Fund, an investor should read the entire Offering Documents, and in particular the risk factors pertaining to an investment in the Fund, consider carefully the suitability of such investment to his/her particular circumstances and, where necessary, obtain independent professional advice in respect of risks, as well as any **legal, regulatory, credit, tax, and accounting consequences**.

LOIM recognises that conflicts of interest may exist as a consequence of the distribution of the Fund issued or managed by entities within the Lombard Odier Group. LOIM has a Conflict of Interests policy to identify and manage such conflicts of interest and a copy of this policy is available on <https://am.lombardodier.com/home/asset-management-regulatory-disc.html>.

A summary of investor's rights relating to regarding complaints and litigation is available in English on <https://am.lombardodier.com/home/asset-management-regulatory-disc.html>.

Limitation on Sale: The shares issued for this Fund may only be publicly offered or sold in countries in which such a public offer or sale is permitted. Therefore, unless the Management Company or representatives of the Management Company have filed an application with the local supervisory authorities and permission has been granted by the local supervisory authorities, and as long as no such application has been filed or no such permission granted by the supervisory authorities, this Fund does not represent an offer to buy investment shares.

Not for US Person: The Fund has not been registered pursuant to the 1933 United States Securities Act. This document is not intended for any "U.S. Person" as defined in Regulation S of the Act, as amended or pursuant to the 1940 United States Investment Company Act as amended and will not be registered pursuant to the 1940 United States Investment Company Act as amended, or pursuant to other US federal laws. Therefore, the shares will not be publicly offered or sold in the United States. Neither this document nor any copy thereof may be sent, taken into, or distributed in the United States of America, any of its territories or possessions or areas subject to its jurisdiction, or to or for the benefit of a United States Person. For this purpose, the term "United States Person" shall mean any citizen, national or resident of the United States of America, partnership organized or existing in any state, territory or possession of the United States of America, a corporation organized under the laws of the United States or of any state, territory or possession thereof, or any estate or trust that is subject to United States Federal income tax regardless of the source of its income.

Important information on benchmarks: Any benchmarks/indices cited herein are provided for information purposes only. No benchmark/index is directly comparable to the investment objectives, strategy or universe of a fund. The performance of a benchmark shall not be indicative of past or future performance of any fund. It should not be assumed that the relevant fund will invest in any specific securities that comprise any index, nor should it be understood to mean that there is a correlation between such fund's returns and any index returns.

LOIM does not provide accounting, tax or legal advice.

Important Information on Fund awards:

Morningstar: Morningstar Category: Morningstar assigns ratings based on comparisons of all funds within a specific Morningstar Category, rather than all funds in a broad asset class. The information contained herein is proprietary to Morningstar and/or its providers, may not be copied or distributed and is not warranted to be accurate, complete or timely. Neither Morningstar nor its content providers are not responsible for any damages or losses arising from any use of this information. For more information about the Morningstar Category:

https://www.morningstar.com/content/dam/marketing/shared/research/methodology/771945_Morningstar_Rating_for_Funds_Methodology.pdf and <http://www.morningstar.com>

Morningstar stars: The star rating is based on risk-adjusted performance. A fund must have a record of more than three years. Star ratings are graded on a curve: the top 10% of funds receive five stars, the next 22.5% receive four stars, the middle 35% receive three stars, the next 22.5% receive two stars and the bottom 10% get one star. A rating alone is an insufficient basis for an investment decision. A rating is drawn for illustration purposes only and is subject to change. It is not a recommendation to invest in the Fund. It does not predict future performance of the Fund. There is no guarantee that the investment objective of the Fund will be reached.

For details regarding the star rating method:

https://www.morningstar.com/content/dam/marketing/shared/research/methodology/771945_Morningstar_Rating_for_Funds_Methodology.pdf and www.morningstar.com.

Morningstar is not responsible for any damages or losses arising from any use of this information.

Data Protection: You may be receiving this Communication because you have provided us your contact details. If this is the case, note that we may process your personal data for direct marketing purposes. For more information on Lombard Odier's data protection policy, please refer to www.lombardodier.com/privacy-policy.