



Synchrony LPP 80 A

ISIN CH0358551338

October 2024

Fund Profile

- Direct investment or via investment funds in equities, investment grade bonds, real estate and money market instruments
- Active management fund reflecting the BCGE Group's investment strategy with a high risk profile
- Allocation with a significant preponderance of investment in Switzerland and maximum foreign currency exposure of 30%
- Selection of bonds in regions and companies with low default risk
- Objective: to achieve long-term capital growth

AA

MSCI ESG
RATING

Technical information

Net Asset Value	CHF 118.08
Fund assets (m)	CHF 47.36
Volatility (5 years)	11.18%
Gross yield	2.0%
Tracking error (5 years)	2.02
Correlation (5 years)	0.98
Beta (5 years)	1.01
Last distribution (gross)	CHF 2.37

Performance in CHF

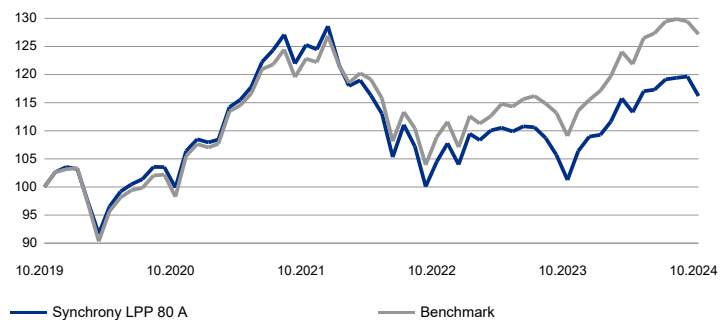
%	2019	2020	2021	2022	2023	5 Years	YTD	Oct 24
Fd NAV	23.07	4.76	18.56	-19.15	4.78	16.19	6.64	-2.89
Index	23.45	4.35	17.88	-15.60	7.85	27.20	10.13	-1.74

Total Return Performance
Benchmark: 20% SBI AAA-BBB/55% SPI/25% Actions Monde

Fund / Class features

Fund domicile	Switzerland
Custodian bank	BCV
Portfolio Manager (BCGE)	Jules Munier
Class launch date	05.09.2018
Class base currency	CHF
Class all in fee	1.10%
Class TER as of 15.09.2024	1.21%
Year-end closing date	15 March
Distribution	May
Liquidity	Daily
Cut-off	09:30

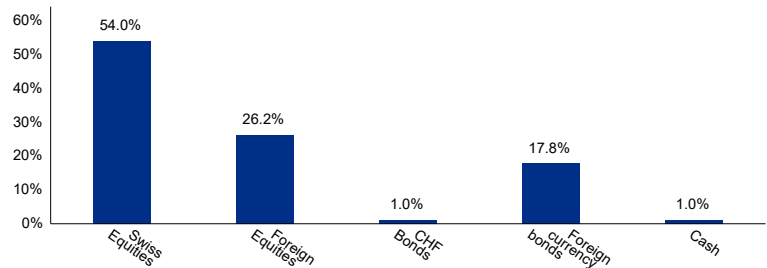
Indexed historical performance



Major Holdings

Equities	
Synchrony US Equity M	16.7%
Synchrony All Caps M	16.3%
Synchrony Swiss Equity	16.2%
Synchrony Optimised SPI	11.8%
Synchrony Small & Mid Caps CH I	5.6%
Bonds	
Vanguard Investment Global Bd Index H	17.8%
BNY Mellon Euroland Bond CHF	1.0%

Investment Categories



Percentage of investment in CHF: 73.24%



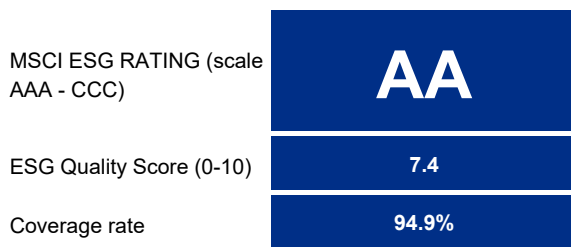
Synchrony LPP 80 A

ISIN CH0358551338

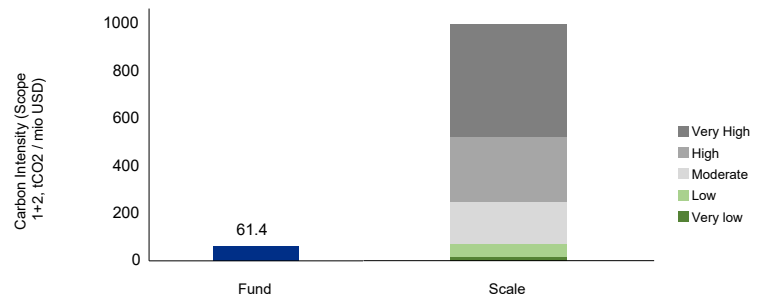
October 2024

Banque Cantonale de Genève has opted for an independent external rating policy for its investment products in the area of ESG (Environment, Social and Governance) parameters. The ratings presented are provided by the extra-financial rating agency MSCI ESG Research LCC. For more information, please contact your advisor.

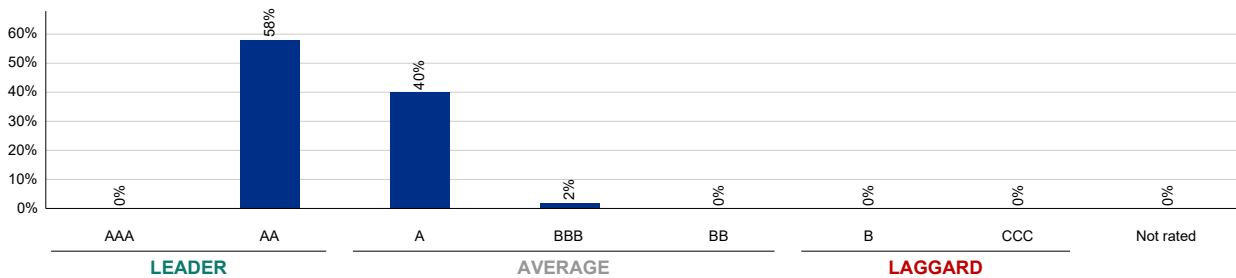
ESG rating of the portfolio



Carbon emissions intensity



Distribution of ESG rating (all positions)



ESG rating of the main positions

Name	Weight	Coverage rate	ESG Rating	ESG Quality Score	Carbon Intensity
Equities					
Synchrony US Equity M	16.7%	100.0%	A	6.7	86.6
Synchrony All Caps M	16.3%	99.3%	AA	8.1	21.1
Synchrony Swiss Equity	16.2%	99.1%	AA	8.1	18.3
Synchrony Optimised SPI	11.8%	99.2%	AA	7.9	89.3
Synchrony Small & Mid Caps CH I	5.6%	99.5%	AA	7.2	19.7
Bonds					
Vanguard Investment Global Bd Index H	17.8%	86.9%	A	6.4	181.5
BNY Mellon Euroland Bond CHF	1.0%	62.0%	A	6.9	43.8

© 2020 MSCI ESG Research LLC. Reproduced by permission

Although Banque Cantonale de Genève's information providers, including, without limitation, MSCI ESG Research LLC and its affiliates (the "ESG Parties"), obtain information (the "Information") from sources believed to be reliable, the ESG Parties do not warrant the originality, accuracy and/or completeness of the data presented herein and disclaim all warranties, express or implied, including those of merchantability and fitness for a particular purpose. The Information may only be used for your internal use and may not be reproduced. It may not be reproduced or redistributed in any form and may not be used as the basis for or as a component of any financial instruments or products or indices. Furthermore, none of the Information may in itself be used to determine which securities to buy or sell or when to buy or sell them. The ESG Parties shall not be liable for any errors or omissions in connection with the data presented herein, nor for any direct, indirect, special, punitive, consequential or other damages (including lost profits), even if they have been advised of the possibility of such damages.

This document is a monthly marketing sheet. The information in this document is based on reliable data and statistics. The performances mentioned are provided for information purposes only and are not guaranteed for the future. Past performance should not be taken as an indicator of current or future performance. The performance does not take into account commissions and fees charged upon the issuance and redemption of units. Neither Banque Cantonale de Genève nor the BCGE Group can be held responsible for them. The annual and semi-annual reports, the prospectuses with integrated fund contracts, as well as the key information for investors of the investment funds managed or sold by BCGE can be obtained free of charge from BCGE, Geneva, or from the fund management company GERIFONDS SA (www.gerifonds.ch).