



Synchrony LPP 40 ESG J

ISIN CH1139995851

J Class: open to investors within the meaning of Art. 38a al. 1 OIA and authorised to invest under a specific written agreement signed with an entity of the BCGE group.

June 2024

Fund Profile

- Direct investment or via investment funds in equities, investment grade bonds, real estate and money market instruments
- Active management fund reflecting the BCGE Group's asset allocation with a moderate risk profile
- Equity allocation primarily in companies that stand out for their social and environmental commitments
- Foreign currency exposure of a maximum of 30%
- Objective: to obtain a balance between fixed income and capital growth

AA

MSCI ESG
RATING

Technical information

Net Asset Value	CHF 119.55
Fund assets (m)	CHF 53.31
Volatility (5 years)*	8.26%
Tracking error (5 years)*	1.98
Correlation (5 years)*	0.97
Beta (5 years)*	1.06
Capitalisation Fund	

Performance in CHF*

%	2019	2020	2021	2022	2023	5 Years	YTD	Jun 24
Fd NAV	14.01	4.17	8.75	-18.66	6.75	7.78	6.34	1.41
Index	12.36	3.39	7.07	-14.80	7.10	11.54	7.24	1.33

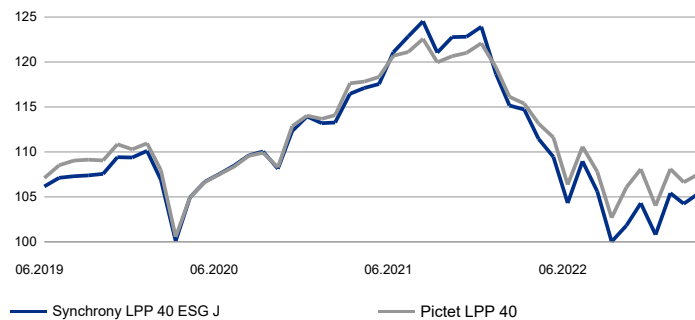
Total Return Performance
Benchmark: Pictet LPP 2000 - LPP40

*Technical information and performance data are based on the NAVs of class B until 10.07.2022, to which the NAVs of class J are chained from the date of its launch, 11.07.2022. The J class differs from the B class by its access conditions and by the lower rate of its global flat fee.

Fund / Class features

Fund domicile	Switzerland
Custodian bank	BCV
Portfolio Manager (BCGE)	Jules Munier
Class launch date	11.07.2022
Class base currency	CHF
Class all in fee	0.60%
Class TER as of 15.09.2023	1.05%
Year-end closing date	15 March
Liquidity	Daily
Cut-off	09:30

Indexed historical performance*



Fund manager's report

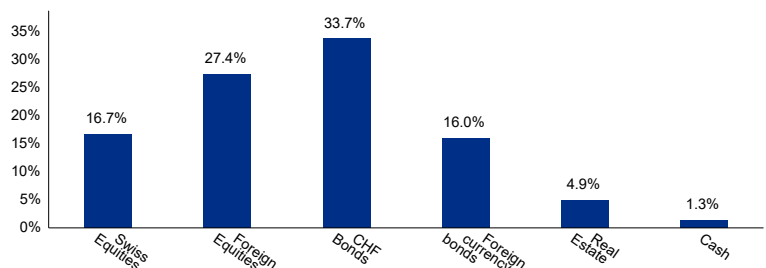
Equity markets outside Europe continued to rise in June. US large caps continued to outperform small caps. The difference over the month was more than 5% on a USD basis. In Europe, including Switzerland, equities were shaken by geopolitical events. New uncertainties about the future governance of the French state following President Macron's surprise dissolution of parliament in response to National Rally's breakthrough in the European elections worsened sentiment. The difficulty of predicting the composition of the future parliament and government, and the high probability of a widening deficit have prompted investors to increase their required yields. European equities and bonds were sidelined, with the exception of Swiss bonds, demand for which was sustained after a further cut in the key rate.

In this environment, the sub-fund ended the month slightly ahead of its benchmark and gained more than 1%. The fund was negatively impacted by its allocation strategy due to its underweight in Swiss bonds and overweight in Swiss and European equities, but selection had a positive effect due to the performance of ESG investments in foreign equities and Swiss bonds.

Major Holdings

Equities	
Brown Advisory US Sustainable Growth	8.2%
Synchrony All Caps M	5.1%
Synchrony Optimised SPI ESG Weighted	5.0%
Synchrony Swiss Equity	5.0%
MTX Sustainable Asian Leaders (ex. Japan)	4.5%
Bonds	
SWC (CH) Index Bd TM AAA-BBB REsp FA CHF D	16.9%
SWC (CH) Invnt Fd I Bd Fd SustainGlbAggr GTH CHF C	16.0%
Synchrony LPP Bonds I	10.1%
Synchrony (LU) World Bonds (CHF) I	6.8%

Investment Categories



Percentage of investment in CHF: 72.41%



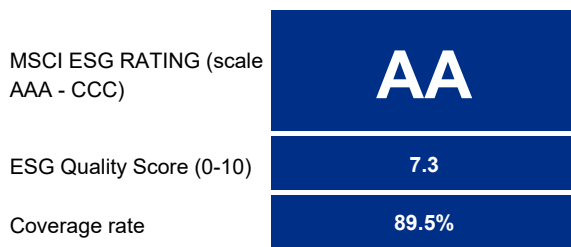
Synchrony LPP 40 ESG J

ISIN CH1139995851

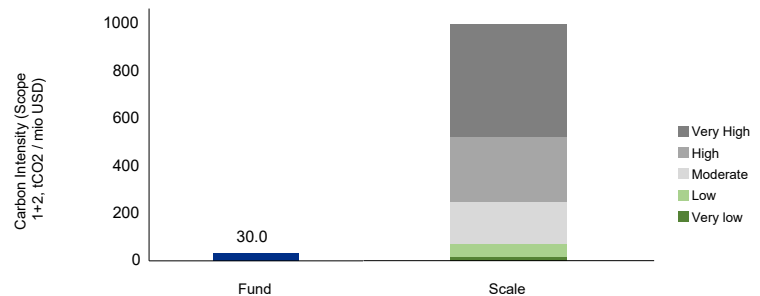
June 2024

Banque Cantonale de Genève has opted for an independent external rating policy for its investment products in the area of ESG (Environment, Social and Governance) parameters. The ratings presented are provided by the extra-financial rating agency MSCI ESG Research LCC. For more information, please contact your advisor.

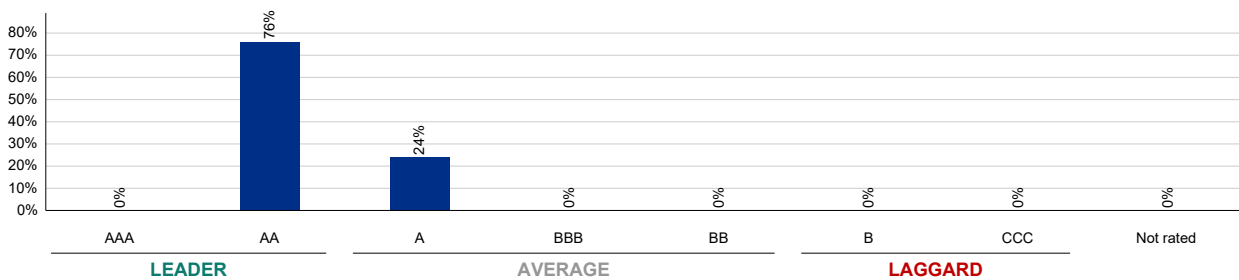
ESG rating of the portfolio



Carbon emissions intensity



Distribution of ESG rating (all positions)



ESG rating of the main positions

Name	Weight	Coverage rate	ESG Rating	ESG Quality Score	Carbon Intensity
Equities					
Brown Advisory US Sustainable Growth	8.2%	97.5%	AA	7.3	12.3
Synchrony All Caps M	5.1%	99.3%	AA	7.7	23.1
Synchrony Optimised SPI ESG Weighted	5.0%	98.9%	AA	7.7	70.2
Synchrony Swiss Equity	5.0%	99.1%	AA	7.8	19.7
MTX Sustainable Asian Leaders (ex. Japan)	4.5%	100.0%	A	5.7	62.1
Bonds					
SWC (CH) Index Bd TM AAA-BBB REsp FA CHF D	16.9%	87.9%	AA	7.2	15.7
SWC (CH) Invnt Fd I Bd Fd SustainGlbAggr GTH CHF C	16.0%	94.7%	AA	7.2	23.6
Synchrony LPP Bonds I	10.1%	0.0%	A	6.8	14.5
Synchrony (LU) World Bonds (CHF) I	6.8%	81.7%	A	7.1	37.5

© 2020 MSCI ESG Research LLC. Reproduced by permission

Although Banque Cantonale de Genève's information providers, including, without limitation, MSCI ESG Research LLC and its affiliates (the "ESG Parties"), obtain information (the "Information") from sources believed to be reliable, the ESG Parties do not warrant the originality, accuracy and/or completeness of the data presented herein and disclaim all warranties, express or implied, including those of merchantability and fitness for a particular purpose. The Information may only be used for your internal use and may not be reproduced. It may not be reproduced or redistributed in any form and may not be used as the basis for or as a component of any financial instruments or products or indices. Furthermore, none of the Information may in itself be used to determine which securities to buy or sell or when to buy or sell them. The ESG Parties shall not be liable for any errors or omissions in connection with the data presented herein, nor for any direct, indirect, special, punitive, consequential or other damages (including lost profits), even if they have been advised of the possibility of such damages.

This document is a monthly marketing sheet. The information in this document is based on reliable data and statistics. The performances mentioned are provided for information purposes only and are not guaranteed for the future. Past performance should not be taken as an indicator of current or future performance. The performance does not take into account commissions and fees charged upon the issuance and redemption of units. Neither Banque Cantonale de Genève nor the BCGE Group can be held responsible for them. The annual and semi-annual reports, the prospectuses with integrated fund contracts, as well as the key information for investors of the investment funds managed or sold by BCGE can be obtained free of charge from BCGE, Geneva, or from the fund management company GERIFONDS SA (www.gerifonds.ch).