



Synchrony LPP 40 ESG A

ISIN CH0217370854

January 2025

Fund Profile

- Direct investment or via investment funds in equities, investment grade bonds, real estate and money market instruments
- Active management fund reflecting the BCGE Group's asset allocation with a moderate risk profile
- Equity allocation primarily in companies that stand out for their social and environmental commitments
- Foreign currency exposure of a maximum of 30%
- Objective: to obtain a balance between fixed income and capital growth

AA

MSCI ESG RATING

Technical information

Net Asset Value	CHF 115.44
Fund assets (m)	CHF 55.52
Volatility (5 years)	8.30%
Gross yield	0.7%
Tracking error (5 years)	2.03
Correlation (5 years)	0.97
Beta (5 years)	1.06
Last distribution (gross)	CHF 0.85

Performance in CHF

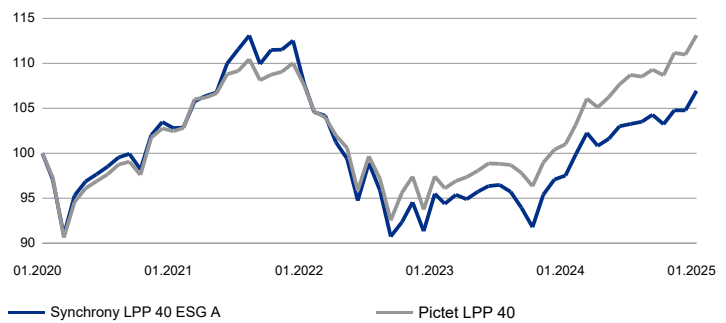
%	2020	2021	2022	2023	2024	5 Years	YTD	Jan 25
Fd NAV	4.18	8.75	-18.83	6.29	7.93	6.94	2.07	2.07
Index	3.39	7.07	-14.80	7.10	10.54	13.13	1.93	1.93

Total Return Performance
Benchmark : Pictet LPP 2000 - LPP40

Fund / Class features

Fund domicile	Switzerland
Custodian bank	BCV
Portfolio Manager (BCGE)	Jules Munier
Class launch date	10.12.2014
Class base currency	CHF
Class all in fee	1.10%
Class TER as of 15.09.2024	1.49%
Year-end closing date	15 March
Distribution	June
Liquidity	Daily
Cut-off	09:30

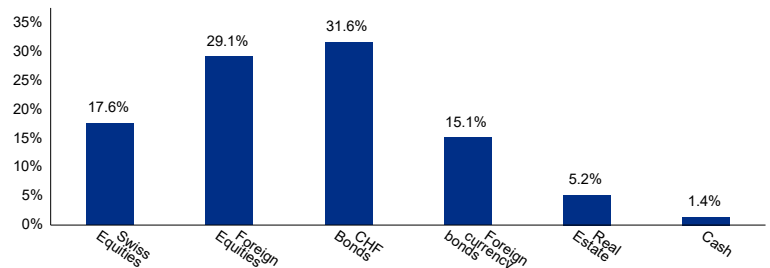
Indexed historical performance



Major Holdings

Equities	
Brown Advisory US Sustainable Growth	11.1%
Synchrony Optimised SPI ESG Weighted	5.5%
Synchrony All Caps M	5.2%
MTX Sustainable Asian Leaders (ex. Japan)	4.9%
Synchrony Swiss Equity	5.2%
Bonds	
SWC (CH) Index Bd TM AAA-BBB REsp FA CHF D	15.8%
SWC (CH) Inv Fd I Bd Fd SustainGlbAggr GTH CHF C	15.1%
Synchrony LPP Bonds I	9.3%
Synchrony (LU) World Bonds (CHF) I	6.5%

Investment Categories



Percentage of investment in CHF: 70.53%



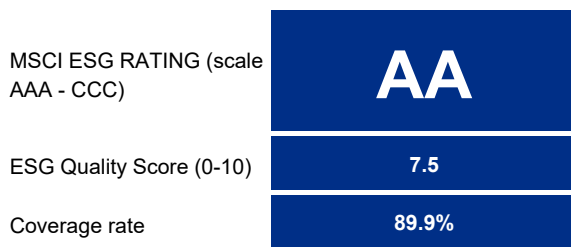
Synchrony LPP 40 ESG A

ISIN CH0217370854

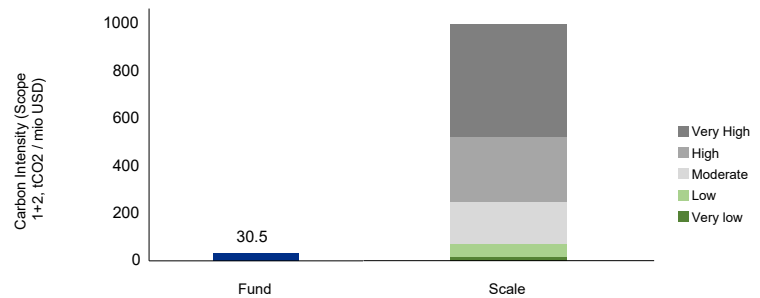
January 2025

Banque Cantonale de Genève has opted for an independent external rating policy for its investment products in the area of ESG (Environment, Social and Governance) parameters. The ratings presented are provided by the extra-financial rating agency MSCI ESG Research LCC. For more information, please contact your advisor.

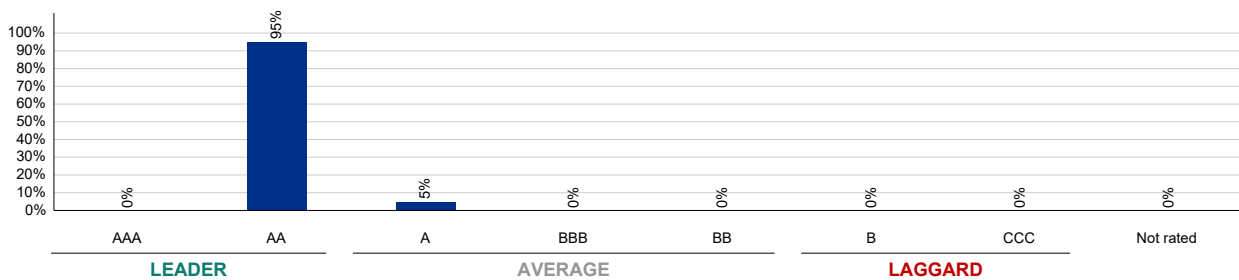
ESG rating of the portfolio



Carbon emissions intensity



Distribution of ESG rating (all positions)



ESG rating of the main positions

Name	Weight	Coverage rate	ESG Rating	ESG Quality Score	Carbon Intensity
Equities					
Brown Advisory US Sustainable Growth	11.1%	97.9%	AA	7.3	11.7
Synchrony Optimised SPI ESG Weighted	5.5%	98.7%	AA	8	80
Synchrony All Caps M	5.2%	99.3%	AA	8.1	18.3
MTX Sustainable Asian Leaders (ex. Japan)	4.9%	100.0%	A	5.9	71.5
Synchrony Swiss Equity	5.2%	99.4%	AA	8.1	16.3
Bonds					
SWC (CH) Index Bd TM AAA-BBB REsp FA CHF D	15.8%	87.6%	AA	7.9	14.9
SWC (CH) Invnt Fd I Bd Fd SustainGlbAggr GTH CHF C	15.1%	95.9%	AA	7.2	10
Synchrony LPP Bonds I	9.3%	0.0%	AA	7.6	13.7
Synchrony (LU) World Bonds (CHF) I	6.5%	82.3%	AA	7.6	30

© 2020 MSCI ESG Research LLC. Reproduced by permission

Although Banque Cantonale de Genève's information providers, including, without limitation, MSCI ESG Research LLC and its affiliates (the "ESG Parties"), obtain information (the "Information") from sources believed to be reliable, the ESG Parties do not warrant the originality, accuracy and/or completeness of the data presented herein and disclaim all warranties, express or implied, including those of merchantability and fitness for a particular purpose. The Information may only be used for your internal use and may not be reproduced. It may not be reproduced or redistributed in any form and may not be used as the basis for or as a component of any financial instruments or products or indices. Furthermore, none of the Information may in itself be used to determine which securities to buy or sell or when to buy or sell them. The ESG Parties shall not be liable for any errors or omissions in connection with the data presented herein, nor for any direct, indirect, special, punitive, consequential or other damages (including lost profits), even if they have been advised of the possibility of such damages.

This document is a monthly marketing sheet. The information in this document is based on reliable data and statistics. The performances mentioned are provided for information purposes only and are not guaranteed for the future. Past performance should not be taken as an indicator of current or future performance. The performance does not take into account commissions and fees charged upon the issuance and redemption of units. Neither Banque Cantonale de Genève nor the BCGE Group can be held responsible for them. The annual and semi-annual reports, the prospectuses with integrated fund contracts, as well as the key information for investors of the investment funds managed or sold by BCGE can be obtained free of charge from BCGE, Geneva, or from the fund management company GERIFONDS SA (www.gerifonds.ch).