

Data as of 30.11.2024

## Objectives and investment universe

Asset class	Bonds
Category	Government Securities

The objective of the BCV Fiscal Strength Government Bond Fund is to outperform its long-term benchmark made up of government bonds. The portfolio is dynamically managed through a comprehensive analysis of the fundamentals of the countries concerned, as well as an evaluation of its maturities and the related interest rate and exchange rate risks. This Fund is intended for investors seeking to diversify their assets into international government bonds with the Swiss franc as their money of reference. Currency risks, however, are not systematically hedged

Class B: open to (i) investors who subscribe and maintain a minimum of CHF 5 million, (ii) investors whose units are subscribed for under a management or advisory mandate according to the terms of the fund contract, and (iii) collective investment schemes.

## Fund facts

Legal structure	Mutual Fund
Fund domicile	Switzerland
Fund manager	Julien Marcel David Wehrli
Benchmark	BBG Gl. Tsy Fiscal Str.
Launch date	06.09.2017
Security number / ISIN	36427669 / CH0364276698
Base currency	CHF
Liquidity	Daily
NAV	CHF 75.79
High / Low 2024	CHF 77.91 / 73.91
Fund assets in million	CHF 582.68
Flat fee	0.40%
TER as of 30.09.2024	0.42%
Last distribution (gross)	CHF 1.40

Incidental subscription/redemption fees (in favour of the fund) :  
0.10% / 0.05%

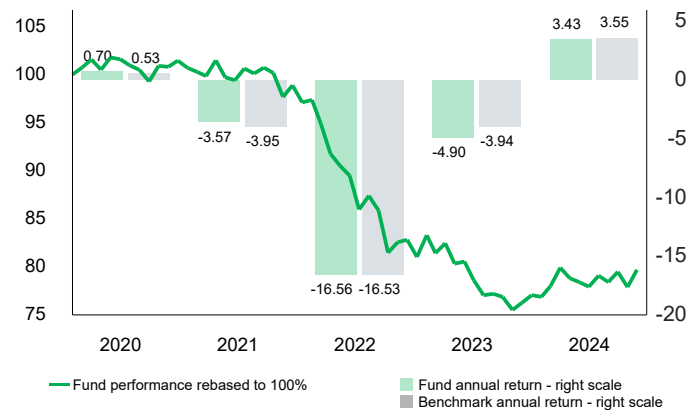
## Issue and redemption of units

Cut-off day/time for client orders	D 16:00*
NAV date (reference date for market prices)	D
Value date	D+2
Liquidity	Daily

\* cut-off time with BCV

## Performance in CHF (%)

	1 Month	3 M.	YTD	1 Year	annualised	
					3 Years	5 Years
<b>Fund</b>	<b>2.31</b>	<b>1.64</b>	<b>3.43</b>	<b>4.50</b>	<b>-6.94</b>	<b>-4.91</b>
<b>Index</b>	<b>2.07</b>	<b>1.81</b>	<b>3.55</b>	<b>4.62</b>	<b>-6.60</b>	<b>-4.80</b>
<b>Volatility<sup>(1)</sup></b>				<b>5.05</b>	<b>6.67</b>	<b>5.84</b>
<b>Index</b>				4.80	6.27	5.55
<b>Sharpe Ratio<sup>(1)</sup></b>				<b>0.47</b>	<b>-1.13</b>	<b>-0.83</b>
<b>Index</b>				0.53	-1.15	-0.85
<b>Tracking error</b>				<b>0.98</b>	<b>1.11</b>	<b>0.92</b>



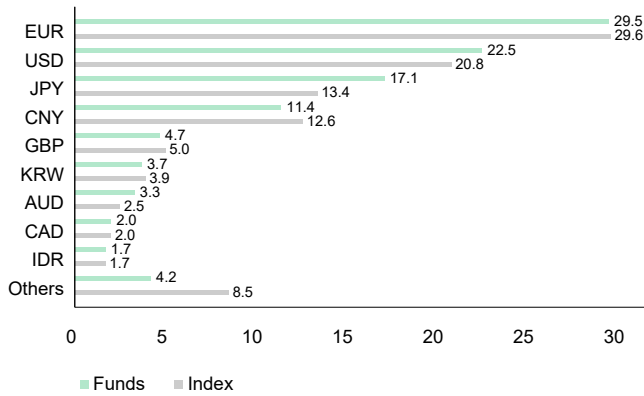
## Risk profile



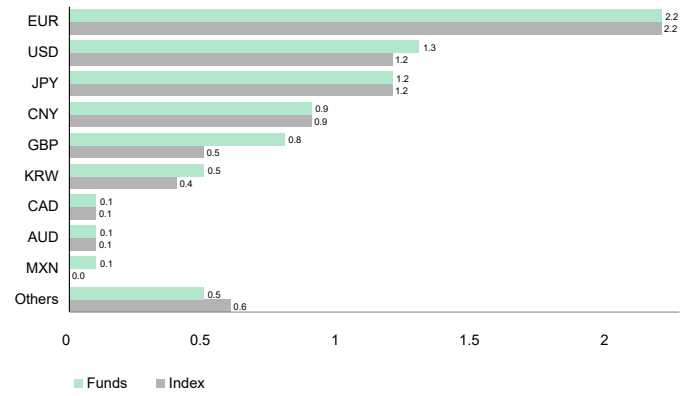
The synthetic risk indicator (SRI) is used to assess the risk level of this product compared to others, taking into account market and credit risks. Its calculation method is based on the assumption that the investor holds the fund for the recommended holding period.

Data as of 30.11.2024

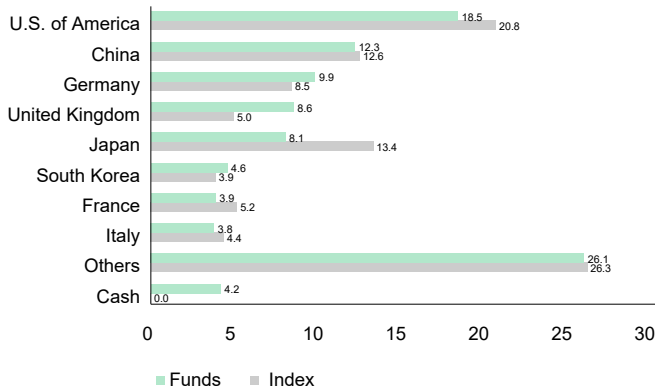
## Currency zone breakdown (%)



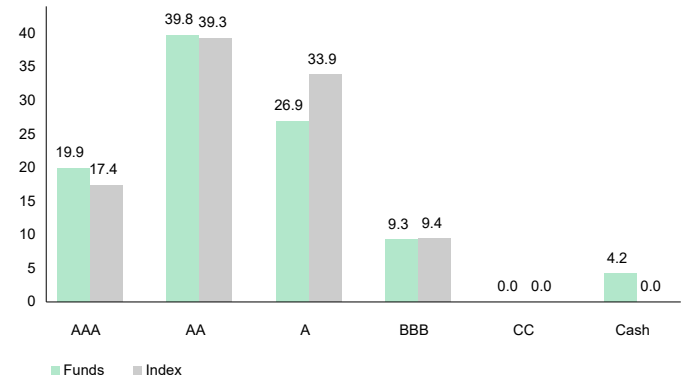
## Contribution to duration



## Répartition géographique (%)



## Debtors quality (%)



## Statistics over 3 years\*\*\*

	Fund	Index	Fund vs Index
Total return	-19.41%	-18.51%	Tracking error 1.11
Annualised return	-6.94%	-6.60%	Beta 1.05
Sharpe Ratio <sup>(1)</sup>	-1.13	-1.15	Correlation 0.99
Positive months	41.67%	44.44%	
Max drawdown <sup>(1)</sup>	-25.34%	-24.21%	
Risk free rate	0.68%		

\*\*\* or since inception if less than 3 years

## Characteristics

	Fund	Index
Duration (year)	7.80	7.40
Yield (%)	2.88	2.95
Coupon (%)	2.33	2.56
Spread (bp)	10	11
Rating average	AA/AA-	AA-/A+
Number of positions	290	1885

## Monthly performance in CHF (%)

	2020		2021		2022		2023		2024	
	Fund	Benchmark	Fund	Benchmark	Fund	Benchmark	Fund	Benchmark	Fund	Benchmark
January	0.75	0.77	-0.42	-0.47	0.27	0.26	2.79	2.82	-0.23	-0.14
February	0.81	0.85	-0.43	-0.44	-2.53	-2.46	-2.24	-2.02	1.46	1.40
March	-1.04	-1.59	1.64	1.55	-3.32	-3.20	1.26	1.18	2.45	2.57
April	1.27	1.31	-1.74	-1.74	-1.34	-0.92	-2.57	-2.36	-1.37	-0.93
May	-0.18	-0.25	-0.30	-0.28	-1.15	-1.25	0.28	0.33	-0.54	-0.60
June	-0.62	-0.65	1.22	1.19	-3.93	-3.76	-2.43	-2.01	-0.59	-0.55
July	-0.46	-0.41	-0.51	-0.45	1.65	1.33	-1.97	-2.19	1.48	0.87
August	-1.21	-1.21	0.61	0.59	-1.75	-1.94	0.20	0.14	-0.85	-0.87
September	1.64	1.66	-0.56	-0.61	-5.11	-4.62	-0.44	0.17	1.37	1.38
October	-0.10	-0.01	-2.48	-2.43	1.35	1.11	-1.75	-1.59	-2.00	-1.62
November	0.64	0.70	1.24	1.01	0.28	0.02	0.98	0.65	2.31	2.07
December	-0.74	-0.59	-1.80	-1.86	-2.14	-2.30	1.04	1.03		
<b>Year</b>	<b>0.70</b>	<b>0.53</b>	<b>-3.57</b>	<b>-3.95</b>	<b>-16.56</b>	<b>-16.53</b>	<b>-4.90</b>	<b>-3.94</b>	<b>3.43</b>	<b>3.55</b>

Data as of 30.11.2024

BCV Asset Management  
Place St-François 14  
1003 Lausanne

Tel. 021/212 20 51  
Email: [fonds@bcv.ch](mailto:fonds@bcv.ch)  
Website: [www.bcv.ch/invest](http://www.bcv.ch/invest)

BCV Asset Management  
Talstrasse 70  
8001 Zürich

Tel. 044/ 388 71 30  
Email: [fonds@bcv.ch](mailto:fonds@bcv.ch)

BCV Fund Desk  
Place St-François 14  
1003 Lausanne - Suisse

Tel. 021/ 212 40 26  
Fax. 021/ 212 16 56  
Email: [fund.desk@bcv.ch](mailto:fund.desk@bcv.ch)

<sup>(1)</sup> Calculation frequency of risk data: weekly

Sources: BCV / GERIFONDS / BLOOMBERG  
Copyright BCV

#### IMPORTANT INFORMATION

This document is a monthly marketing sheet. The information and opinions contained in this document were obtained from reliable sources at the time of publication. BCV disclaims all liability or responsibility for any loss or damages of any kind relating to such information or opinions, which may be changed without notice. This document was drawn up by BCV's Asset Management Department purely for information purposes, and does not constitute an invitation to make an offer, an offer to buy or sell, a personalized investment recommendation or financial analysis within the meaning of the Swiss Bankers Association's "Directives on the independence of financial research." Interim and annual reports, prospectuses, contracts and KID concerning funds managed or distributed by BCV may be obtained free of charge from BCV (place St-François 14, 1003 Lausanne, Switzerland) or from the fund manager GERIFONDS SA ([www.gerifonds.ch](http://www.gerifonds.ch)). The risks inherent in certain investments, particularly alternative investments, derivatives and investments in emerging markets, may not be suitable for all investors. For more detailed information on these products, please read the Swiss Banking brochure on special risks in securities trading. Past performance is no guarantee of current or future performance. The performance data don't take into account commissions or fees for the issuance/purchase or redemption/sale of units. The contents of this publication may have been used by BCV Group prior to their release. Distribution of this document and/or the sale of certain products may be prohibited or subject to restrictions for persons in jurisdictions other than Switzerland (e.g. EU, UK, USA and US persons).