

Data as of 30.11.2024

## Objectives and investment universe

Asset class	Bonds
Category	Corporate

BCV CHF Domestic Corporate Bonds is a sub-fund of the umbrella fund, AMC PROFESSIONAL FUND.

The sub-fund's objective is to secure a return comparable with that posted by its benchmark index, the SBI® Corporate Domestic. Using a passive strategy predicated on optimised sampling, the sub-fund's portfolio of securities replicates the main features of the benchmark, such as its sectoral split, credit ratings for issuers and its average duration.

The sub-fund invests in bonds denominated in Swiss francs issued by Swiss private-sector borrowers.

Class Z: open to qualified investors who have previously concluded a specific written agreement with Banque Cantonale Vaudoise for the remuneration of its asset management activities.

## Fund facts

Legal structure	Mutual Fund
Fund domicile	Switzerland
Fund manager	Diederik Racine Cyril Plais
Benchmark	SBI® Corporate Domestic
Launch date	14.01.2015
Security number / ISIN	20099218 / CH0200992185
Base currency	CHF
Liquidity	Daily
NAV	CHF 101.87
High / Low 2024	CHF 101.87 / 96.93
Fund assets in million	CHF 249.50
Flat fee	0.05%
TER as of 30.09.2024	0.05%
Last distribution (gross)	CHF 1.00

Incidental subscription/redemption fees (in favour of the fund) :  
0.20% / 0.20%

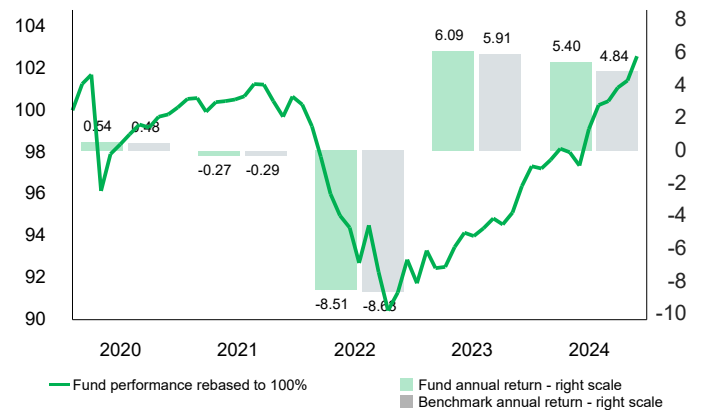
## Issue and redemption of units

Cut-off day/time for client orders	D 14:00*
NAV date (reference date for market prices)	D
Value date	D+2
Liquidity	Daily

\* cut-off time with BCV

## Performance in CHF (%)

	1 Month	3 M.	YTD	1 Year	annualised	
					3 Years	5 Years
<b>Fund</b>	<b>1.14</b>	<b>2.14</b>	<b>5.40</b>	<b>6.43</b>	<b>0.63</b>	<b>0.41</b>
Index	1.13	2.10	4.84	5.83	0.36	0.22
<b>Volatility<sup>(1)</sup></b>				<b>2.21</b>	<b>3.81</b>	<b>3.67</b>
Index				2.25	3.82	3.66
<b>Sharpe Ratio<sup>(1)</sup></b>				<b>2.00</b>	<b>-0.02</b>	<b>0.09</b>
Index				1.71	-0.10	0.05
<b>Tracking error</b>				<b>0.20</b>	<b>0.13</b>	<b>0.12</b>

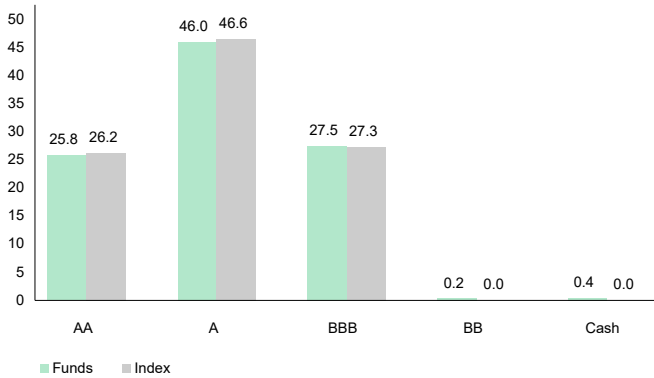
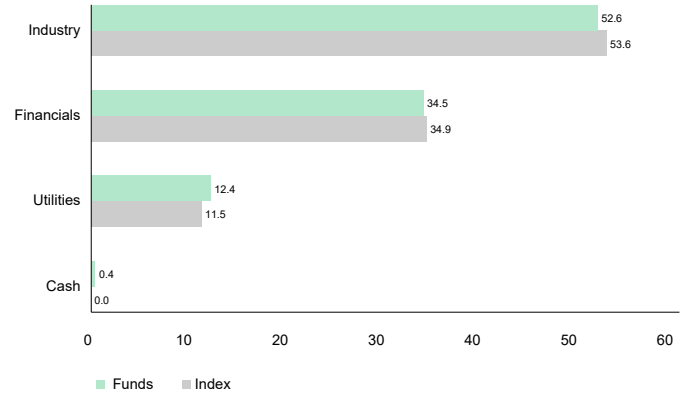
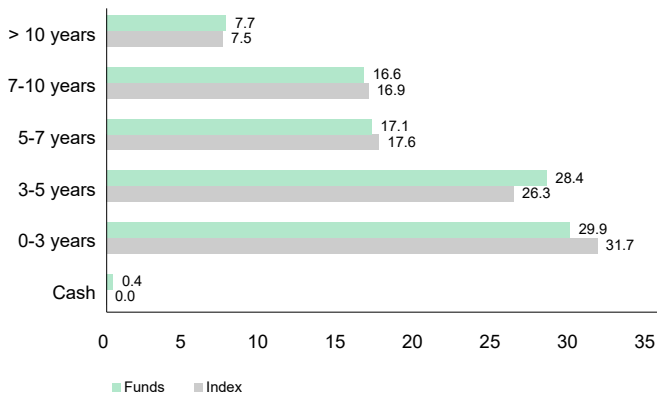


## Risk profile



The synthetic risk indicator (SRI) is used to assess the risk level of this product compared to others, taking into account market and credit risks. Its calculation method is based on the assumption that the investor holds the fund for the recommended holding period.

Data as of 30.11.2024

**Debtors quality (%)**

**Sector breakdown (%)**

**Maturity breakdown (%)**

**Statistics over 3 years\*\*\***

	Fund	Index	Fund vs Index
Total return	1.91%	1.07%	Tracking error 0.13
Annualised return	0.63%	0.36%	Beta 1.00
Sharpe Ratio <sup>(1)</sup>	-0.02	-0.10	Correlation 1.00
Positive months	55.56%	55.56%	
Max drawdown <sup>(1)</sup>	-10.95%	-11.01%	
Risk free rate	0.68%		

\*\*\* or since inception if less than 3 years

**Characteristics**

	Fund	Index
Duration (year)	5	4.96
Yield (%)	0.98	0.95
Coupon (%)	1.43	1.41
Spread (bp)	78	74
Rating average	A/A-	A/A-
Number of positions	457	461

**Monthly performance in CHF (%)**

	2020		2021		2022		2023		2024	
	Fund	Benchmark	Fund	Benchmark	Fund	Benchmark	Fund	Benchmark	Fund	Benchmark
January	1.26	1.26	0.04	0.03	-1.04	-1.03	1.70	1.70	-0.11	-0.13
February	0.44	0.44	-0.65	-0.63	-1.46	-1.48	-0.90	-0.90	0.42	0.19
March	-5.46	-5.43	0.46	0.44	-1.82	-1.84	0.06	0.00	0.55	0.48
April	1.83	1.80	0.05	0.05	-1.07	-1.06	1.03	1.02	-0.17	-0.16
May	0.47	0.45	0.08	0.08	-0.61	-0.62	0.73	0.73	-0.65	-0.74
June	0.49	0.48	0.15	0.16	-1.79	-1.81	-0.17	-0.16	1.79	1.73
July	0.47	0.47	0.58	0.58	1.94	1.94	0.40	0.39	1.15	1.14
August	-0.15	-0.16	-0.03	-0.02	-2.36	-2.38	0.50	0.48	0.19	0.17
September	0.52	0.53	-0.78	-0.77	-1.99	-1.96	-0.30	-0.30	0.64	0.64
October	0.12	0.12	-0.74	-0.77	0.95	0.91	0.60	0.57	0.34	0.32
November	0.33	0.31	0.96	0.96	1.72	1.71	1.33	1.33	1.14	1.13
December	0.41	0.39	-0.38	-0.38	-1.21	-1.27	0.98	0.94		
<b>Year</b>	<b>0.54</b>	<b>0.48</b>	<b>-0.27</b>	<b>-0.29</b>	<b>-8.51</b>	<b>-8.63</b>	<b>6.09</b>	<b>5.91</b>	<b>5.40</b>	<b>4.84</b>

Data as of 30.11.2024

BCV Asset Management  
Place St-François 14  
1003 Lausanne

Tel. 021/212 20 51  
Email: [fonds@bcv.ch](mailto:fonds@bcv.ch)  
Website: [www.bcv.ch/invest](http://www.bcv.ch/invest)

BCV Asset Management  
Talstrasse 70  
8001 Zürich

Tel. 044/ 388 71 30  
Email: [fonds@bcv.ch](mailto:fonds@bcv.ch)

BCV Fund Desk  
Place St-François 14  
1003 Lausanne - Suisse

Tel. 021/ 212 40 26  
Fax. 021/ 212 16 56  
Email: [fund.desk@bcv.ch](mailto:fund.desk@bcv.ch)

<sup>(1)</sup> Calculation frequency of risk data: weekly

Sources: BCV / GERIFONDS / BLOOMBERG  
Copyright BCV

#### IMPORTANT INFORMATION

The SBI® index is the intellectual property (including registered trademarks) of SIX Index AG, Zurich, Switzerland (hereafter: SIX) and/or its licensors (Licensors), which is used under license. The fund is neither sponsored nor promoted, distributed or in any other manner supported by SIX and/or its Licensors. SIX and its Licensors do not give any warranty, and exclude any liability (whether in negligence or otherwise) with respect thereto generally or specifically in relation to any errors, omissions or interruptions in the index or its data.

This document is a monthly marketing sheet. The information and opinions contained in this document were obtained from reliable sources at the time of publication. BCV disclaims all liability or responsibility for any loss or damages of any kind relating to such information or opinions, which may be changed without notice. This document was drawn up by BCV's Asset Management Department purely for information purposes, and does not constitute an invitation to make an offer, an offer to buy or sell, a personalized investment recommendation or financial analysis within the meaning of the Swiss Bankers Association's "Directives on the independence of financial research." Interim and annual reports, prospectuses, contracts and KID concerning funds managed or distributed by BCV may be obtained free of charge from BCV (place St-François 14, 1003 Lausanne, Switzerland) or from the fund manager GERIFONDS SA ([www.gerifonds.ch](http://www.gerifonds.ch)). The risks inherent in certain investments, particularly alternative investments, derivatives and investments in emerging markets, may not be suitable for all investors. For more detailed information on these products, please read the Swiss Banking brochure on special risks in securities trading. Past performance is no guarantee of current or future performance. The performance data don't take into account commissions or fees for the issuance/purchase or redemption/sale of units. The contents of this publication may have been used by BCV Group prior to their release. Distribution of this document and/or the sale of certain products may be prohibited or subject to restrictions for persons in jurisdictions other than Switzerland (e.g. EU, UK, USA and US persons).