



Synchrony High Dividend Swiss Stocks M

ISIN CH0360417510

Class M reserved for investors whose units are subscribed as part of an individual written management mandate entered into with BCGE as well as collective investment schemes managed by BCGE

July 2024

Fund Profile

- Direct investment in shares of Swiss companies included in the SPI® index
- Active fund based on 100% in-house expertise
- Conviction fund based on yield, sustainability and dividend growth
- The weighting of the companies selected is optimised to limit the portfolio's risk
- Objective: obtain high yield while minimising risk

AA

MSCI ESG
RATING

Technical information

Net Asset Value	CHF 128.03
Fund assets (m)	CHF 87.54
Volatility (5 years)	10.67%
Dividend yield on the underlying shares	4.2%
Dividend yield on the SPI Index	3.1%
Gross yield	4.1%
Last distribution (gross)	CHF 5.20

Performance in CHF

%	2019	2020	2021	2022	2023	5 Years	YTD	Jul 24
Fd NAV	27.89	1.58	11.45	-1.76	6.51	41.77	10.30	2.96

Total Return Performance

Fund / Class features

Fund domicile	Switzerland
Custodian bank	BCV
Portfolio Manager (BCGE)	Bruce Crochat
Class launch date	03.11.2017
Class base currency	CHF
Class all in fee	0.40%
Class TER as of 15.03.2024	0.41%
Year-end closing date	15 March
Distribution	June
Liquidity	Daily
Cut-off	11:00

Indexed historical performance

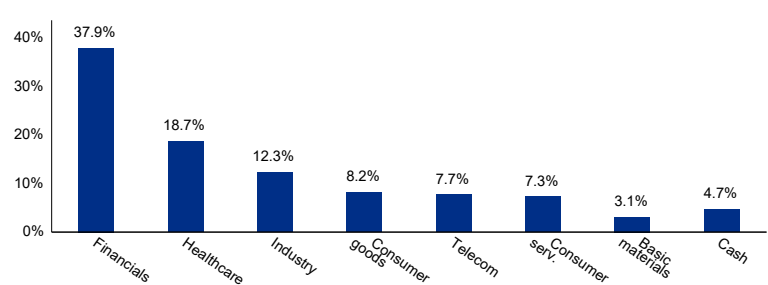


— Synchrony High Dividend Swiss Stocks M

Major Holdings

Novartis	9.4%
Roche	9.4%
Nestlé	8.2%
Swisscom	7.7%
Zurich Insurance	7.5%
Galenica	7.3%
BCV	5.8%
Allreal	5.6%
Swiss Life	4.0%
ABB	3.4%

Sector breakdown





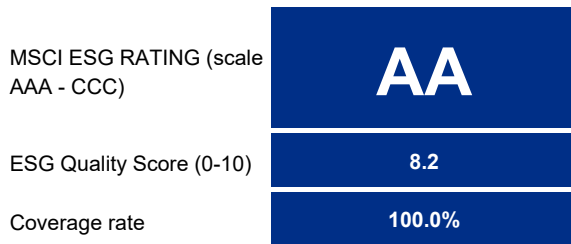
Synchrony High Dividend Swiss Stocks M

ISIN CH0360417510

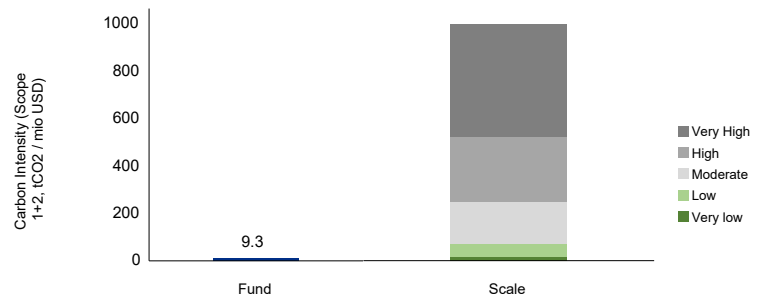
July 2024

Banque Cantonale de Genève has opted for an independent external rating policy for its investment products in the area of ESG (Environment, Social and Governance) parameters. The ratings presented are provided by the extra-financial rating agency MSCI ESG Research LCC. For more information, please contact your advisor.

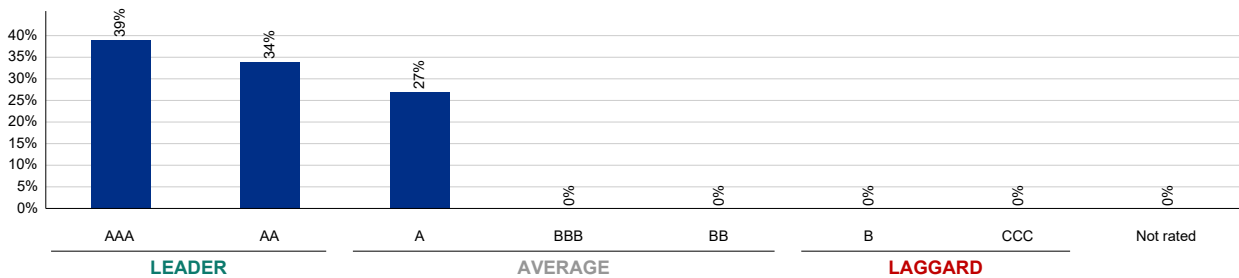
ESG rating of the portfolio



Carbon emissions intensity



Distribution of ESG rating (all positions)



Major Holdings

Name	Weight	ESG Rating	Score - E	Score - S	Score - G	Controversies
Novartis	9.4%	AA	5.9	5.1	6.5	16
Roche	9.4%	A	6.3	3.6	5.6	8
Nestlé	8.2%	A	4.7	4	5.7	23
Swisscom	7.7%	AA	10	7.6	4.9	2
Zurich Insurance	7.5%	AAA	7.5	6.6	7.8	2
Galenica	7.3%	AAA	10	7.9	8.4	
BCV	5.8%	AA	6.3	5.3	6.8	
Allreal	5.6%	A	6	4.4	6.5	
Swiss Life	4%	AA	5.5	5.4	6.7	
ABB	3.4%	AAA	8.2	5.6	7	1

© 2020 MSCI ESG Research LLC. Reproduced by permission

Although Banque Cantonale de Genève's information providers, including, without limitation, MSCI ESG Research LLC and its affiliates (the "ESG Parties"), obtain information (the "Information") from sources believed to be reliable, the ESG Parties do not warrant the originality, accuracy and/or completeness of the data presented herein and disclaim all warranties, express or implied, including those of merchantability and fitness for a particular purpose. The Information may only be used for your internal use and may not be reproduced. It may not be reproduced or redistributed in any form and may not be used as the basis for or as a component of any financial instruments or products or indices. Furthermore, none of the Information may in itself be used to determine which securities to buy or sell or when to buy or sell them. The ESG Parties shall not be liable for any errors or omissions in connection with the data presented herein, nor for any direct, indirect, special, punitive, consequential or other damages (including lost profits), even if they have been advised of the possibility of such damages.

This document is a monthly marketing sheet. The information in this document is based on reliable data and statistics. As the fund has no benchmark index, its performance is not compared to such an index. The performances mentioned are provided for information purposes only and are not guaranteed for the future. Past performance should not be taken as an indicator of current or future performance. The performance does not take into account commissions and fees charged upon the issuance and redemption of units. Neither Banque Cantonale de Genève nor the BCGE Group can be held responsible for them. The annual and semi-annual reports, the prospectuses with integrated fund contracts, as well as the key information for investors of the investment funds managed or sold by BCGE can be obtained free of charge from BCGE, Geneva, or from the fund management company GERIFONDS SA (www.gerifonds.ch).