



Synchrony All Caps CH M

ISIN CH0181476414

Class M reserved for investors whose units are subscribed as part of an individual written management mandate entered into with BCGE as well as collective investment schemes managed by BCGE

January 2025

Fund Profile

- Direct investment in shares of Swiss companies that are part of the SPI® benchmark index
- Active fund built from 100% in-house expertise
- Conviction-based fund that integrates dual macro and microeconomic expertise
- Selection of a limited number of stocks based on an analysis of fundamentals and an intrinsic valuation of companies
- Objective: to achieve long-term capital growth

AA

MSCI ESG
RATING

Technical information

Net Asset Value	CHF 94.96
Fund assets (m)	CHF 589.84
Volatility (5 years)	14.51%
Gross yield	2.5%
Tracking error (5 years)	4.32
Correlation (5 years)	0.96
Beta (5 years)	1.05
Last distribution (gross)	CHF 2.40

Performance in CHF

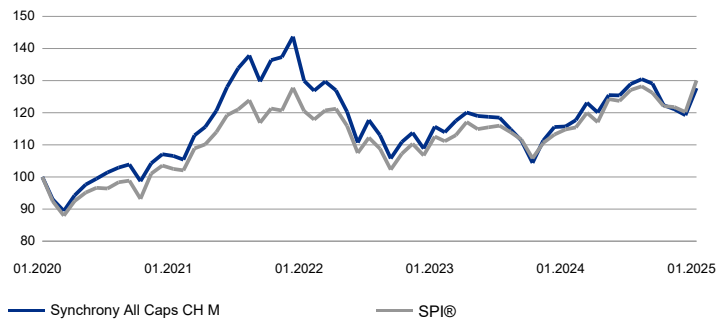
%	2020	2021	2022	2023	2024	5 Years	YTD	Jan 25
Fd NAV	7.28	34.19	-24.25	6.17	3.19	27.68	7.08	7.08
Index	3.82	23.38	-16.48	6.09	6.18	30.07	8.20	8.20

Total Return Performance
Benchmark : SPI®

Fund / Class features

Fund domicile	Switzerland
Custodian bank	BCV
Portfolio Manager (BCGE)	Bruce Crochat
Class launch date	09.05.2014
Class base currency	CHF
Class all in fee	0.40%
Class TER as of 15.09.2024	0.41%
Year-end closing date	15 March
Distribution	June
Liquidity	Daily
Cut-off	11:00

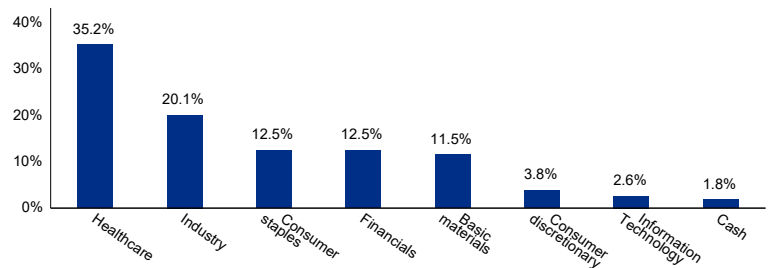
Indexed historical performance



Major Holdings

Nestlé	12.5%
Roche	12.5%
Novartis	10.7%
Zurich Insurance	7.6%
ABB	6.9%
Lonza	6.6%
Givaudan	5.6%
Partners Group	4.8%
Sika	4.4%
Richemont	3.8%

Sector breakdown



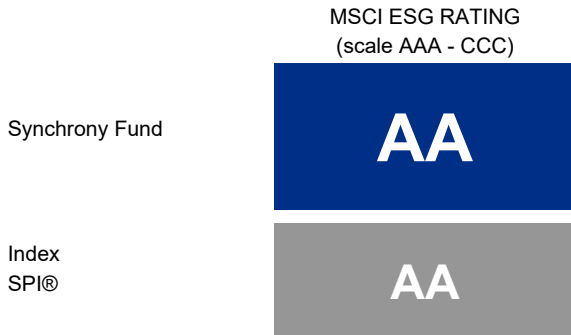
Synchrony All Caps CH M

ISIN CH0181476414

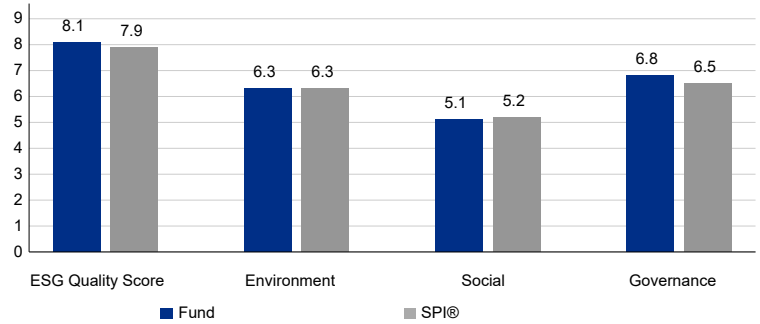
January 2025

Banque Cantonale de Genève has opted for an independent external rating policy for its investment products in the area of ESG (Environment, Social and Governance) parameters. The ratings presented are provided by the extra-financial rating agency MSCI ESG Research LCC. For more information, please contact your advisor.

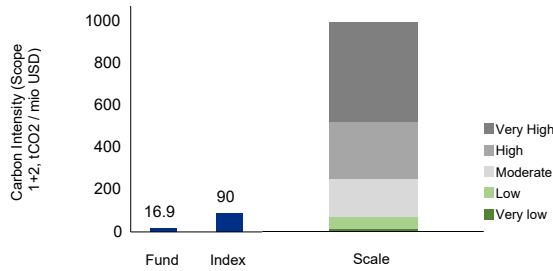
ESG rating of the portfolio



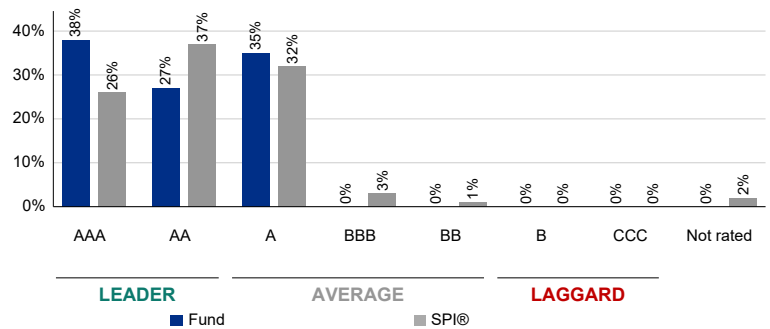
ESG Quality Score and rating by criteria (scale 1 - 10)



Carbon emissions intensity



Distribution of ESG rating versus benchmark



Major Holdings

Name	Weight	ESG Rating	Score - E	Score - S	Score - G	Controversies
Nestlé	12.5%	A	4.4	5	5.9	25
Roche	12.5%	A	6.3	3.6	5.6	7
Novartis	10.7%	AA	5.9	5.1	6.7	12
Zurich Insurance	7.6%	AAA	8.8	6.6	7.6	3
ABB	6.9%	AAA	8.2	5.6	7	1
Lonza	6.6%	AAA	10	6	8.4	
Givaudan	5.6%	AAA	7.4	3.4	7.5	2
Partners Group	4.8%	A	10	5.5	5.8	
Sika	4.4%	AA	6	4.4	7.2	
Richemont	3.8%	AA	8	4.7	6.2	

© 2020 MSCI ESG Research LLC. Reproduced by permission

Although Banque Cantonale de Genève's information providers, including, without limitation, MSCI ESG Research LLC and its affiliates (the "ESG Parties"), obtain information (the "Information") from sources believed to be reliable, the ESG Parties do not warrant the originality, accuracy and/or completeness of the data presented herein and disclaim all warranties, express or implied, including those of merchantability and fitness for a particular purpose. The Information may only be used for your internal use and may not be reproduced. It may not be reproduced or redistributed in any form and may not be used as the basis for or as a component of any financial instruments or products or indices. Furthermore, none of the Information may in itself be used to determine which securities to buy or sell or when to buy or sell them. The ESG Parties shall not be liable for any errors or omissions in connection with the data presented herein, nor for any direct, indirect, special, punitive, consequential or other damages (including lost profits), even if they have been advised of the possibility of such damages.

SIX Index SA (hereinafter: SIX) is the source of the SPI® index and the data comprised therein. SIX has not been involved in any way in the collection of the information contained in this document. SIX does not give any warranty and excludes any liability (negligent or otherwise) for the accuracy, adequacy, correctness, completeness, timeliness, completeness or quality of the information contained herein, accuracy, completeness, timeliness or fitness for a particular purpose and whether or not there are any errors, omissions or interruptions in the index or its data. Any dissemination or further distribution of any such information pertaining to SIX is prohibited.

This document is a monthly marketing sheet. The information in this document is based on reliable data and statistics. The performances mentioned are provided for information purposes only and are not guaranteed for the future. Past performance should not be taken as an indicator of current or future performance. The performance does not take into account commissions and fees charged upon the issuance and redemption of units. Neither Banque Cantonale de Genève nor the BCGE Group can be held responsible for them. The annual and semi-annual reports, the prospectuses with integrated fund contracts, as well as the key information for investors of the investment funds managed or sold by BCGE can be obtained free of charge from BCGE, Geneva, or from the fund management company GERIFONDS SA (www.gerifonds.ch).