



## Synchrony US Equity M/CHF-H

ISIN CH0181441301

Class M reserved for investors whose units are subscribed as part of an individual written management mandate entered into with BCGE as well as collective investment schemes managed by BCGE

October 2024

### Fund Profile

- Direct investment in shares of North American companies
- Active fund based on a proprietary method
- Conviction fund that incorporates a multi-styles approach
- Selection of companies based on the criteria of growth and economic solidity
- Objective: to achieve long-term capital growth

**A**

MSCI ESG  
RATING

### Technical information

|                           |            |
|---------------------------|------------|
| Net Asset Value           | CHF 96.90  |
| Fund assets (m)           | USD 469.39 |
| Volatility (5 years)      | 17.12%     |
| Gross yield               | 0.3%       |
| Tracking error (5 years)  | 2.25       |
| Correlation (5 years)     | 0.99       |
| Beta (5 years)            | 0.93       |
| Last distribution (gross) | CHF 0.25   |

### Performance in CHF

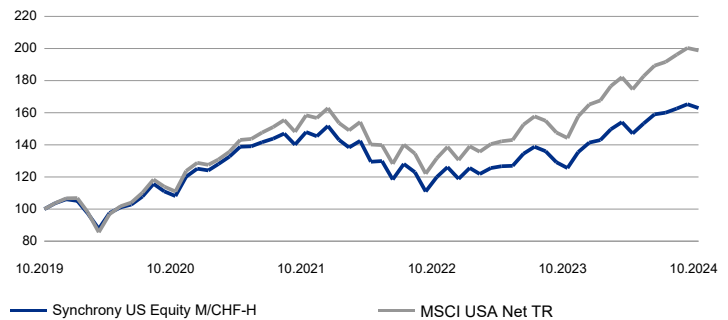
| %      | 2019  | 2020  | 2021  | 2022   | 2023  | 5 Years | YTD   | Oct 24 |
|--------|-------|-------|-------|--------|-------|---------|-------|--------|
| Fd NAV | 24.03 | 17.96 | 21.26 | -21.72 | 19.02 | 62.91   | 15.21 | -1.44  |
| Index  | 30.88 | 20.73 | 26.45 | -19.85 | 26.49 | 98.80   | 20.39 | -0.76  |

Total Return Performance  
Benchmark : MSCI USA Net TR

### Fund / Class features

|                            |                          |
|----------------------------|--------------------------|
| Fund domicile              | Switzerland              |
| Custodian bank             | BCV                      |
| Portfolio Manager (BCGE)   | T. Vessereau / O. Robert |
| Class launch date          | 12.05.2014               |
| Class base currency        | CHF                      |
| Class all in fee           | 0.75%                    |
| Class TER as of 15.09.2024 | 0.76%                    |
| Year-end closing date      | 15 March                 |
| Distribution               | June                     |
| Liquidity                  | Daily                    |
| Cut-off                    | 11:00                    |

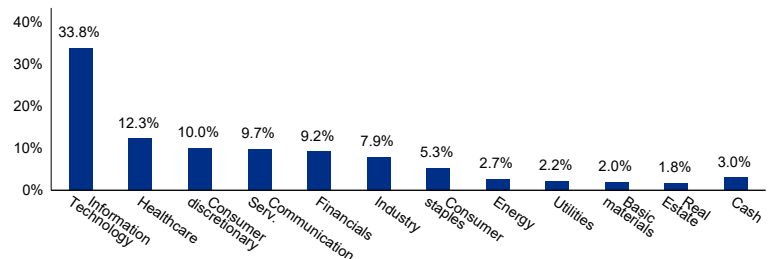
### Indexed historical performance



### Major Holdings

|                |      |
|----------------|------|
| Apple Inc.     | 6.8% |
| Microsoft      | 6.1% |
| Nvidia Corp.   | 5.3% |
| Alphabet Inc.  | 4.1% |
| Amazon.com     | 3.9% |
| Facebook Inc.  | 2.7% |
| Broadcom Rg    | 2.0% |
| JPMorgan Chase | 1.4% |
| Unitedhealth   | 1.4% |
| Mastercard     | 1.3% |

### Sector breakdown



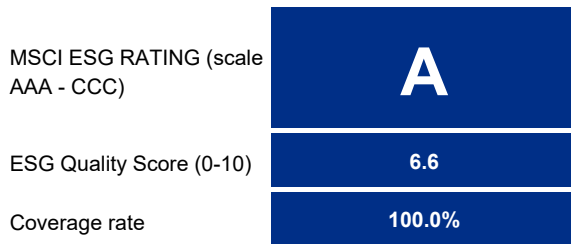
**Synchrony US Equity M/CHF-H**

**ISIN CH0181441301**

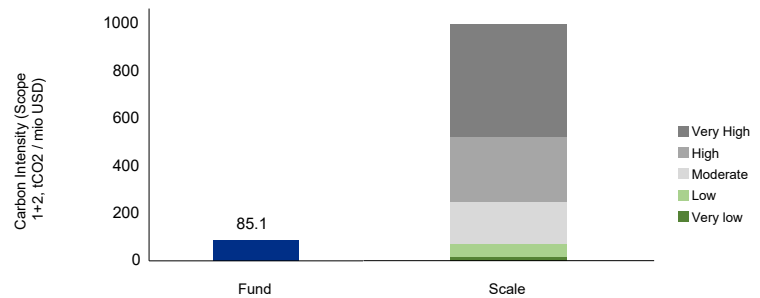
**October 2024**

Banque Cantonale de Genève has opted for an independent external rating policy for its investment products in the area of ESG (Environment, Social and Governance) parameters. The ratings presented are provided by the extra-financial rating agency MSCI ESG Research LCC. For more information, please contact your advisor.

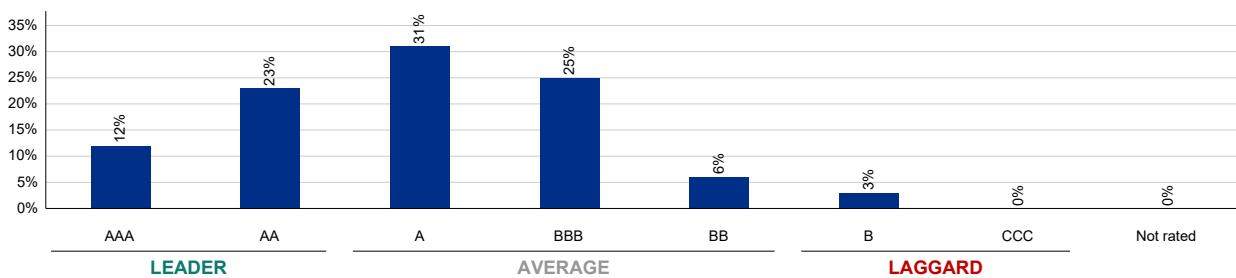
**ESG rating of the portfolio**



**Carbon emissions intensity**



**Distribution of ESG rating (all positions)**



**Major Holdings**

| Name           | Weight | ESG Rating | Score - E | Score - S | Score - G | Controversies |
|----------------|--------|------------|-----------|-----------|-----------|---------------|
| Apple Inc.     | 6.8%   | BBB        | 4.8       | 5         | 4.7       | 34            |
| Microsoft      | 6.1%   | AA         | 8.4       | 5.3       | 3.8       | 23            |
| Nvidia Corp.   | 5.3%   | AAA        | 6.2       | 8         | 5.6       | 7             |
| Alphabet Inc.  | 4.1%   | BBB        | 7.5       | 4.7       | 2.5       | 28            |
| Amazon.com     | 3.9%   | BBB        | 6.4       | 4.5       | 4.9       | 36            |
| Facebook Inc.  | 2.7%   | B          | 10        | 2.4       | 2.4       | 44            |
| Broadcom Rg    | 2%     | A          | 5.2       | 5.4       | 6.5       | 3             |
| JPMorgan Chase | 1.4%   | A          | 8         | 3.9       | 4.5       | 22            |
| Unitedhealth   | 1.4%   | A          | 10        | 4.8       | 6.1       | 11            |
| Mastercard     | 1.3%   | AA         | 10        | 5.6       | 6.9       | 3             |

© 2020 MSCI ESG Research LLC. Reproduced by permission

Although Banque Cantonale de Genève's information providers, including, without limitation, MSCI ESG Research LLC and its affiliates (the "ESG Parties"), obtain information (the "Information") from sources believed to be reliable, the ESG Parties do not warrant the originality, accuracy and/or completeness of the data presented herein and disclaim all warranties, express or implied, including those of merchantability and fitness for a particular purpose. The Information may only be used for your internal use and may not be reproduced. It may not be reproduced or redistributed in any form and may not be used as the basis for or as a component of any financial instruments or products or indices. Furthermore, none of the Information may in itself be used to determine which securities to buy or sell or when to buy or sell them. The ESG Parties shall not be liable for any errors or omissions in connection with the data presented herein, nor for any direct, indirect, special, punitive, consequential or other damages (including lost profits), even if they have been advised of the possibility of such damages.

MSCI data must not be disclosed, reproduced, or used in any form whatsoever. The data may not be included as part of any financial instrument, product, or index. None of the MSCI data should be considered as financial advice or as a recommendation to make or not to make any investment decision of any kind. Historical data and analysis should not be construed as an indication or guarantee of current or future performance analysis or forecast. MSCI disclaims all representations, guarantees, and liability for any damages, direct or indirect, or for any risk whatsoever.

This document is a monthly marketing sheet. The information in this document is based on reliable data and statistics. The performances mentioned are provided for information purposes only and are not guaranteed for the future. Past performance should not be taken as an indicator of current or future performance. The performance does not take into account commissions and fees charged upon the issuance and redemption of units. Neither Banque Cantonale de Genève nor the BCGE Group can be held responsible for them. The annual and semi-annual reports, the prospectuses with integrated fund contracts, as well as the key information for investors of the investment funds managed or sold by BCGE can be obtained free of charge from BCGE, Geneva, or from the fund management company GERIFONDS SA ([www.gerifonds.ch](http://www.gerifonds.ch)).