



Synchrony Europe Equity I

ISIN CH0181442424

Class I reserved for qualified investors

October 2024

Fund Profile

- Investing directly or through investment funds in shares of companies in European countries
- Active management fund based on broad multi-style and multi-management diversification
- Objective: to achieve long-term capital growth

AA

MSCI ESG
RATING

Technical information

Net Asset Value	EUR 103.39
Fund assets (m)	EUR 165.48
Volatility (5 years)	17.38%
Gross yield	1.5%
Tracking error (5 years)	4.13
Correlation (5 years)	0.98
Beta (5 years)	1.10
Last distribution (gross)	EUR 1.50

Performance in EUR

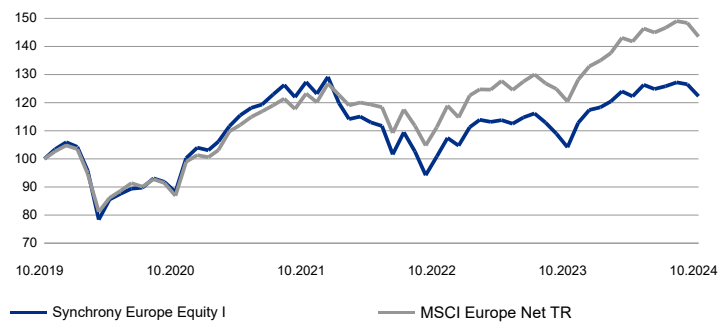
%	2019	2020	2021	2022	2023	5 Years	YTD	Oct 24
Fd NAV	24.70	-1.82	24.20	-18.94	12.13	22.31	4.17	-3.34
Index	26.05	-3.32	25.13	-9.49	15.83	43.54	7.98	-3.26

Total Return Performance
Benchmark : MSCI Europe Net TR

Fund / Class features

Fund domicile	Switzerland
Custodian bank	BCV
Portfolio Manager (BCGE)	Mohamed Agaghuich
Class launch date	20.03.2012
Class base currency	EUR
Class all in fee	0.75%
Class TER as of 15.09.2024	1.62%
Year-end closing date	15 March
Distribution	June
Liquidity	Daily
Cut-off	11:00

Indexed historical performance



Major Holdings

Comgest Growth Europe	18.3%
Eleva Euroland Selection	17.7%
Brandes European Value Fund	13.7%
Uni-Global Equities Europe	13.7%
LBPAM Funds SICAV - Tocqueville Croissance Euro I	10.6%
Janus Henderson Pan European Smaller Companies	9.9%
Echiquier Agenor Mid Cap Europe	8.6%
Berenberg European Small Caps	6.4%

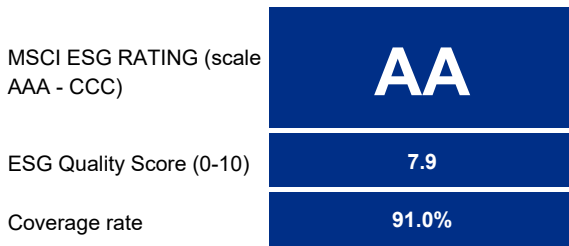
Synchrony Europe Equity I

ISIN CH0181442424

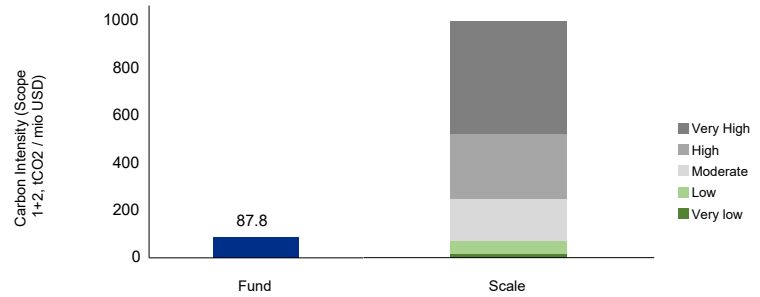
October 2024

Banque Cantonale de Genève has opted for an independent external rating policy for its investment products in the area of ESG (Environment, Social and Governance) parameters. The ratings presented are provided by the extra-financial rating agency MSCI ESG Research LCC. For more information, please contact your advisor.

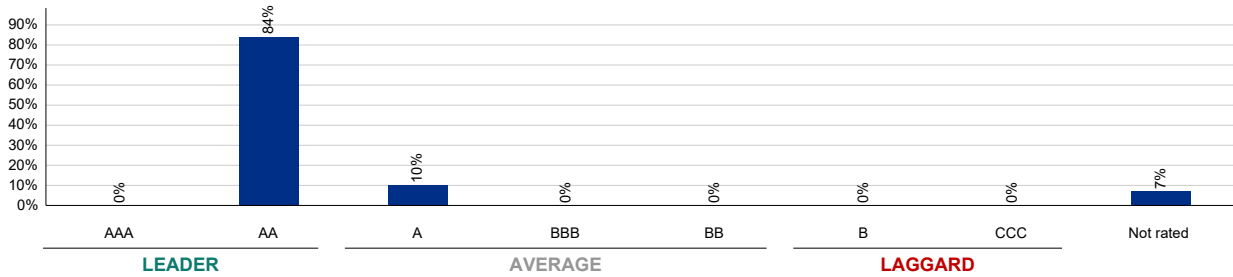
ESG rating of the portfolio



Carbon emissions intensity



Distribution of ESG rating (all positions)



ESG rating of the main positions

Name	Weight	Coverage rate	ESG Rating	ESG Quality Score	Carbon Intensity
Equities					
Comgest Growth Europe	18.3%	98.1%	AA	8.2	84.7
Eleva Euroland Selection	17.7%	96.5%	AA	8	142.1
Brandes European Value Fund	13.7%	96.3%	AA	7.5	76
Uni-Global Equities Europe	13.7%	100.0%	AA	8.5	52.2
LBPAM Funds SICAV - Tocqueville Croissance Euro I	10.6%	94.1%	AA	8.4	44.2
Janus Henderson Pan European Smaller Companies	9.9%	88.5%	A	7	63.7
Echiquier Agenor Mid Cap Europe	8.6%	99.3%	AA	7.5	39.2
Berenberg European Small Caps	6.4%	0.0%			

© 2020 MSCI ESG Research LLC. Reproduced by permission

Although Banque Cantonale de Genève's information providers, including, without limitation, MSCI ESG Research LLC and its affiliates (the "ESG Parties"), obtain information (the "Information") from sources believed to be reliable, the ESG Parties do not warrant the originality, accuracy and/or completeness of the data presented herein and disclaim all warranties, express or implied, including those of merchantability and fitness for a particular purpose. The Information may only be used for your internal use and may not be reproduced. It may not be reproduced or redistributed in any form and may not be used as the basis for or as a component of any financial instruments or products or indices. Furthermore, none of the Information may in itself be used to determine which securities to buy or sell or when to buy or sell them. The ESG Parties shall not be liable for any errors or omissions in connection with the data presented herein, nor for any direct, indirect, special, punitive, consequential or other damages (including lost profits), even if they have been advised of the possibility of such damages.

MSCI data must not be disclosed, reproduced, or used in any form whatsoever. The data may not be included as part of any financial instrument, product, or index. None of the MSCI data should be considered as financial advice or as a recommendation to make or not to make any investment decision of any kind. Historical data and analysis should not be construed as an indication or guarantee of current or future performance analysis or forecast. MSCI disclaims all representations, guarantees, and liability for any damages, direct or indirect, or for any risk whatsoever.

This document is a monthly marketing sheet. The information in this document is based on reliable data and statistics. The performances mentioned are provided for information purposes only and are not guaranteed for the future. Past performance should not be taken as an indicator of current or future performance. The performance does not take into account commissions and fees charged upon the issuance and redemption of units. Neither Banque Cantonale de Genève nor the BCGE Group can be held responsible for them. The annual and semi-annual reports, the prospectuses with integrated fund contracts, as well as the key information for investors of the investment funds managed or sold by BCGE can be obtained free of charge from BCGE, Geneva, or from the fund management company GERIFONDS SA (www.gerifonds.ch).