



**Synchrony (CH) World Equity (CHF)**

**ISIN CH0042630043**

**August 2024**

Fund Profile

- Investment via investment funds in equities issued by companies worldwide
- Active management fund reflecting the BCGE group's investment strategy
- Equity allocation with broad international, management and style diversification (multi-manager and multi-style)
- Objective: to achieve long-term capital growth

**AA**

MSCI ESG  
RATING

Technical information

Net Asset Value	CHF 148.98
Fund assets (m)	CHF 23.61
Volatility (5 years)	14.17%
Gross yield	0.8%
Tracking error (5 years)	3.23
Correlation (5 years)	0.98
Beta (5 years)	0.94
Last distribution (gross)	CHF 1.20

Performance in CHF

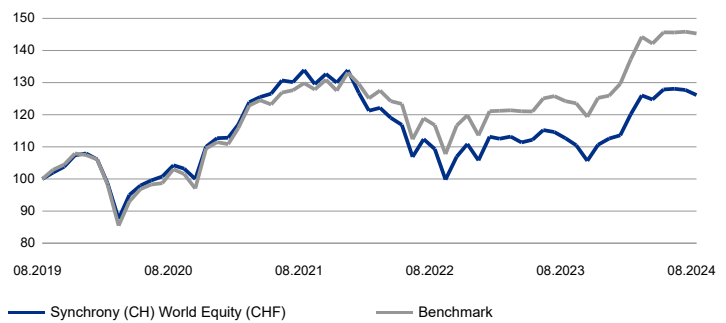
%	2019	2020	2021	2022	2023	5 Years	YTD	Aug 24
Fd NAV	21.77	4.40	18.81	-20.98	6.41	26.12	12.02	-1.24
Index	21.13	3.71	19.43	-14.68	10.90	45.29	15.37	-0.38

Total Return Performance  
Benchmark: 10% Cash / 90% World Equities

Fund / Class features

Fund domicile	Switzerland
Custodian bank	BCV
Portfolio Manager (BCGE)	Didier Theytaz
Class launch date	21.07.2008
Class base currency	CHF
Class all in fee	1.30%
Class TER as of 15.03.2024	2.12%
Year-end closing date	15 March
Distribution	June
Liquidity	Daily
Cut-off	16:00

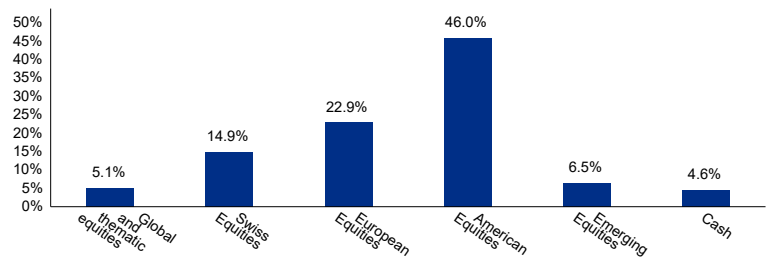
Indexed historical performance



Major Holdings

Synchrony US Equity M	17.9%
Synchrony All Caps M	13.4%
Comgest Growth Europe	6.2%
Fidelity Global Dividend	5.4%
Mandarine Global Transition	5.1%
Eleva Euroland Selection	5.1%
Vontobel Global Environmental Change	5.0%
J.H. Pan European Smaller Cies	4.9%
Edgewood US Select Growth	4.4%
Threadneedle - US Contrarian Core Equities	4.3%

Investment Categories





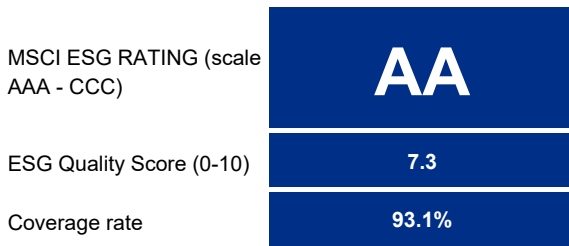
**Synchrony (CH) World Equity (CHF)**

**ISIN CH0042630043**

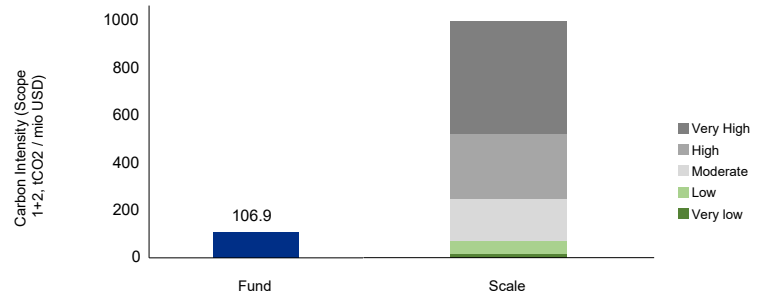
**August 2024**

Banque Cantonale de Genève has opted for an independent external rating policy for its investment products in the area of ESG (Environment, Social and Governance) parameters. The ratings presented are provided by the extra-financial rating agency MSCI ESG Research LCC. For more information, please contact your advisor.

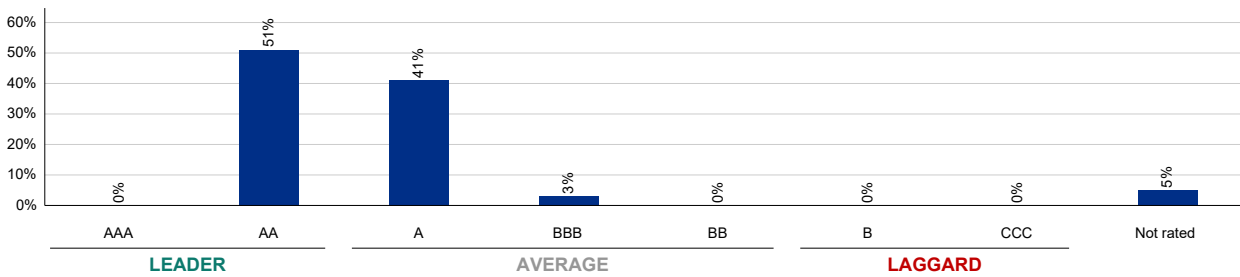
**ESG rating of the portfolio**



**Carbon emissions intensity**



**Distribution of ESG rating (all positions)**



**ESG rating of the main positions**

Name	Weight	Coverage rate	ESG Rating	ESG Quality Score	Carbon Intensity
<b>Equities</b>					
Synchrony US Equity M	17.9%	100.0%	A	6.7	85.2
Synchrony All Caps M	13.4%	99.3%	AA	8	23.1
Comgest Growth Europe	6.2%	98.1%	AA	8.2	79.9
Fidelity Global Dividend	5.4%	99.2%	AA	8	74.2
Mandarine Global Transition	5.1%	98.0%	AA	7.4	160.6
Eleva Euroland Selection	5.1%	98.4%	AA	8.1	168.2
Vontobel Global Environmental Change	5.0%	98.9%	AA	7.7	189.3
J.H. Pan European Smaller Cies	4.9%	89.8%	A	6.9	75.8
Edgewood US Select Growth	4.4%	0.0%			
Threadneedle - US Contrarian Core Equities	4.3%	100.0%	A	6.8	61.8

© 2020 MSCI ESG Research LLC. Reproduced by permission

This document is a monthly marketing sheet. The information in this document is based on reliable data and statistics. The performances mentioned are provided for information purposes only and are not guaranteed for the future. Past performance should not be taken as an indicator of current or future performance. The performance does not take into account commissions and fees charged upon the issuance and redemption of units. Neither Banque Cantonale de Genève nor the BCGE Group can be held responsible for them. The annual and semi-annual reports, the prospectuses with integrated fund contracts, as well as the key information for investors of the investment funds managed or sold by BCGE can be obtained free of charge from BCGE, Geneva, or from the fund management company GERIFONDS SA ([www.gerifonds.ch](http://www.gerifonds.ch)).