

Data as of 31.08.2024

Objectives and investment universe

Asset class	Alternative fund UCITS
Category	Alternative funds

The BCV Systematic Premia Global Fund seeks long-term capital appreciation and low correlation to major asset classes. It therefore aims to generate a positive absolute return regardless of market conditions, and thus offers high diversification potential for traditional portfolios. It pursues this objective by investing in a wide range of alternative risk premia to replicate exposures to strategies such as Equity Market Neutral, Trend Following and Macro Trading. These strategies are implemented in different asset classes such as equities, currencies, bonds and commodities.

Class C (CHF): open to investors who subscribe and maintain a minimum of CHF 30 million (or equivalent). Denominated in Swiss francs and hedged against currency risk.

Fund facts

Legal structure	FCP
Fund domicile	Luxembourg
Portfolio Manager	Frederic Sonney Maxime Borel
Launch date	08.03.2022
Security number / ISIN	58470355 / LU2264524948
Base currency	CHF
Liquidity	Weekly
NAV	CHF 100.18
High / Low 2024	CHF 105.77 / 99.10
Fund assets in million	USD 35.82
Flat fee	0.75%
TER as of 30.06.2024	0.78%
Last distribution	no income distribution

Incidental subscription/redemption fees (in favour of the fund) :
0.12% / 0.12%

Issue and redemption of units

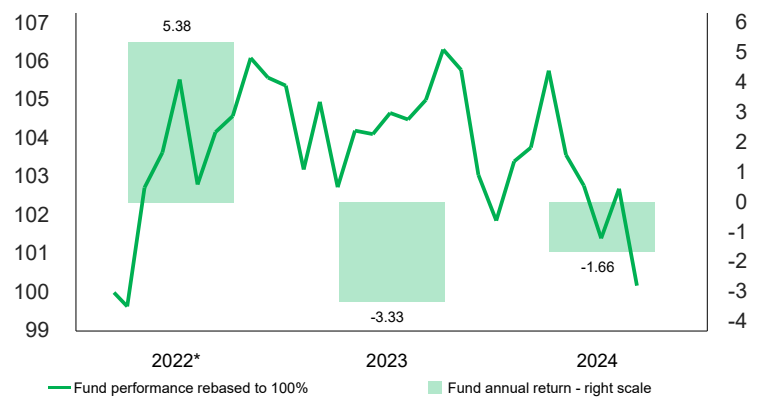
Cut-off day/time for client orders	D-1 13:15* / D-1 14:00**
NAV date (reference date for market prices)	D (=Tuesday)
Value date	max. D+3
Liquidity	Weekly

*cut-off time at BCV

**cut-off time at EFA

Performance in CHF (%)

	1 Month	3 M.	YTD	1 Year	annualised	
					3 Years	5 Years
Fund	-2.45	-2.53	-1.66	-4.60	-	-
Volatility⁽¹⁾				5.34	-	-
Sharpe Ratio⁽¹⁾				-1.17	-	-



* Since 08/03/2022

Risk profile



The synthetic risk indicator (SRI) is used to assess the risk level of this product compared to others, taking into account market and credit risks. Its calculation method is based on the assumption that the investor holds the fund for the recommended holding period.

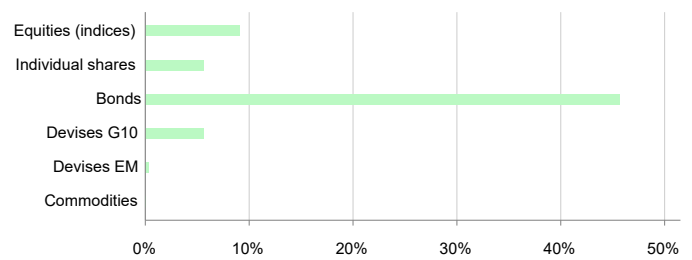
Data as of 31.08.2024

Contribution to gross performance (as a %)

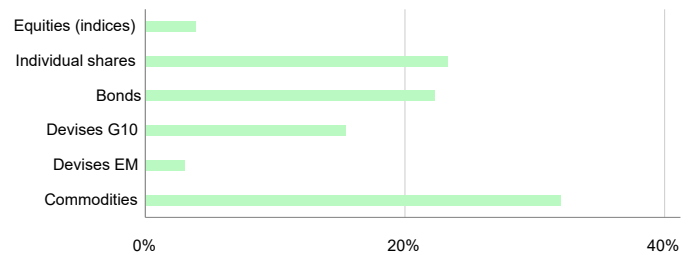
	Allocation*	mtd	ytd*	itd
Equity Market Neutral	33.40	0.41	0.43	1.79
Equity MN Value	6.51	-0.41	-0.44	1.54
Equity MN Momentum	5.30	0.04	1.52	4.19
Equity MN LowBeta	6.48	0.66	2.09	0.44
Equity MN Size	8.35	-0.29	-2.37	-4.14
Equity MN Quality	6.76	0.40	-0.38	-0.25
Trend following	33.20	-2.56	-3.62	-1.86
Trend Equity	11.07	-1.48	0.17	-1.84
Trend Fixed Income	11.07	-0.47	-1.90	1.37
Trend FX	11.07	-0.61	-1.90	-1.38
Macro Trading	33.40	-0.37	1.41	1.92
FI Carry	9.26	0.06	0.58	-0.27
FX Value	6.24	0.01	-0.61	-1.25
FX Carry	5.71	-0.15	0.67	1.44
Commo Carry Cross	7.82	-0.23	0.08	0.55
Commo Carry Slope	4.36	-0.06	0.68	1.45
Total	100.00	-2.52	-1.79	1.85

* as a % of total risk

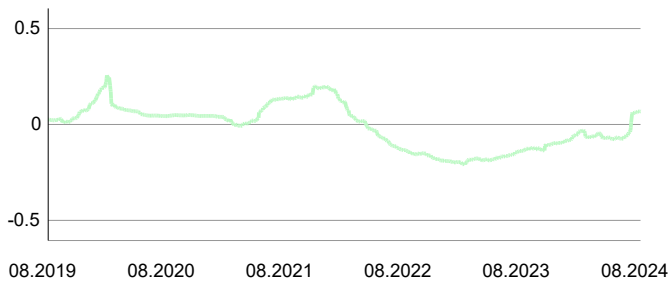
Net exposure, by asset class



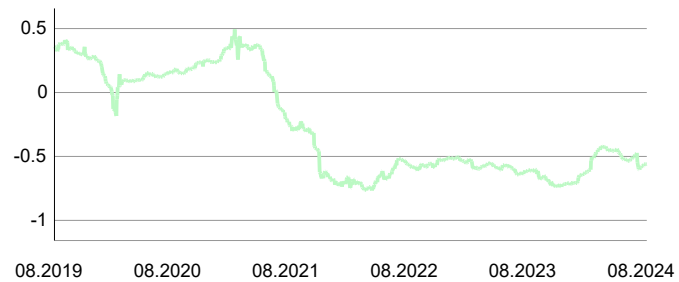
Gross exposure by asset class (in % of current exposure of 3.17x)



Beta in the equity market, 1 year rolling**



Beta in the bond market, 1 year rolling**



** Simulated statistics before launch on 8 March 2022

Statistics over 3 years***

	Fund
Total return	0.18%
Annualised return	0.07%
Sharpe Ratio ⁽¹⁾	-0.12
Positive months	51.72%
Max drawdown ⁽¹⁾	-5.78%
Risk free rate	0.88%

*** or since inception if less than 3 years

Monthly performance in CHF (%)

	2020	2021	2022	2023	2024
	Fund	Fund	Fund	Fund	Fund
January				-2.07	1.51
February				1.71	0.35
March			-0.36	-2.12	1.93
April			3.10	1.43	-2.07
May			0.89	-0.09	-0.77
June			1.83	0.53	-1.33
July			-2.59	-0.16	1.27
August			1.32	0.49	-2.45
September			0.40	1.25	
October			1.44	-0.50	
November			-0.48	-2.58	
December			-0.20	-1.15	
Year			5.38	-3.33	-1.66

Data as of 31.08.2024

BCV Asset Management
Place St-François 14
1003 Lausanne
Tel. 021/212 20 51
Email: fonds@bcv.ch
Website: www.bcv.ch/invest

BCV Asset Management
Talstrasse 70
8001 Zürich
Tel. 044/ 388 71 30
Email: fonds@bcv.ch

BCV Fund Desk
Place St-François 14
1003 Lausanne - Suisse
Tel. 021/ 212 40 26
Fax. 021/ 212 16 56
Email: fund.desk@bcv.ch

Banque et Caisse d'Epargne de l'Etat
1, Place de Metz
L-2954 Luxembourg
Tel. (+352) 4015-1

⁽¹⁾ Calculation frequency of risk data: monthly

Sources: BCV / GERIFONDS/ EFA
Copyright BCV

IMPORTANT INFORMATION

This document is a monthly marketing sheet. The information and opinions contained in this document were obtained from reliable sources at the time of publication. BCV disclaims all liability or responsibility for any loss or damages of any kind relating to such information or opinions, which may be changed without notice. This document was drawn up by BCV's Asset Management Department purely for information purposes, and does not constitute an invitation to make an offer, an offer to buy or sell, a personalized investment recommendation or financial analysis within the meaning of the Swiss Bankers Association's "Directives on the independence of financial research." Interim and annual reports, prospectuses, contracts and KID concerning funds managed or distributed by BCV may be obtained free of charge from BCV (payment service), place St-François 14, 1003 Lausanne, Switzerland or from the fund management company GERIFONDS SA, Fund's representative in Switzerland (www.gerifonds.ch). The risks inherent in certain investments, particularly alternative investments, derivatives and investments in emerging markets, may not be suitable for all investors. For more detailed information on these products, please read the Swiss Banking brochure on special risks in securities trading. Past performance is no guarantee of current or future performance, and does not take into account commissions or fees for the issuance/purchase or redemption/sale of units. As the fund has no benchmark index, its performance is not compared to such an index. The contents of this publication may have been used by BCV Group prior to their release. Distribution of this document and/or the sale of certain products may be prohibited or subject to restrictions for persons in jurisdictions other than Switzerland (e.g. EU, UK, USA and US persons).