

Data as of 31.08.2024

Objectives and investment universe

| | |
|-------------|---------------|
| Asset class | Equity |
| Category | Equity hedged |

BCV FUND (LUX) is an umbrella investment fund with multiple sub-funds, under Luxembourg law. The objective of the BCV Systematic Premia Equity Opportunity Subfund is to generate capital gains with a lower average level of volatility than equities.

This is achieved by investing in various risk premium strategies via long/short equity positions that provide additional sources of performance and diversification compared to the traditional market. Exposure to the market is low; the portfolio managers may add a directional component by taking complementary positions on major global stock indices.

For assets whose reference currency is not the same as the Subfund, currency hedging may be used to eliminate the risk of fluctuations in the foreign exchange markets.

Class B (CHF): open to (i) investors who subscribe and maintain a minimum of CHF 5 million, or equivalent, (ii) investors whose units are subscribed for under a management or advisory mandate according to the terms of the fund's prospectus, (iii) collective investment schemes, iv) investors having contracted a service from ETHOS SERVICES SA or are a member of Ethos - Swiss Foundation for Sustainable Development. Denominated in Swiss francs and hedged against currency risk.

Fund facts

| | |
|------------------------|-------------------------------|
| Legal structure | FCP |
| Fund domicile | Luxembourg |
| Portfolio Manager | Patrick Dugue Martin Vlcek |
| Launch date | 18.08.2009 |
| Security number / ISIN | 10340363 / LU0440307485 |
| Base currency | CHF |
| Liquidity | Weekly |
| NAV | CHF 130.59 |
| High / Low 2024 | CHF 130.59 / 123.09 |
| Fund assets in million | USD 100.12 |
| Flat fee | 0.85% |
| TER as of 30.06.2024 | 0.87% |
| Last distribution | no income distribution |

Incidental subscription/redemption fees (in favour of the fund) : 0.08% / 0.08%

Issue and redemption of units

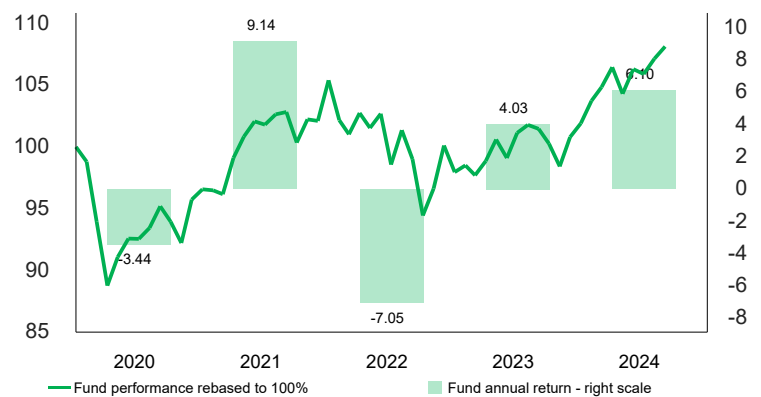
| | |
|---|--------------------------|
| Cut-off day/time for client orders | D-1 13:15* / D-1 14:00** |
| NAV date (reference date for market prices) | D (=Tuesday) |
| Value date | max. D+3 |
| Liquidity | Weekly |

*cut-off time at BCV

**cut-off time at EFA

Performance in CHF (%)

| | 1 Month | 3 M. | YTD | 1 Year | annualised | |
|-----------------------------------|-------------|-------------|-------------|-------------|-------------|-------------|
| | | | | | 3 Years | 5 Years |
| Fund | 0.92 | 1.72 | 6.10 | 6.57 | 1.69 | 2.33 |
| Volatility⁽¹⁾ | | | | 5.01 | 7.06 | 7.17 |
| Sharpe Ratio⁽¹⁾ | | | | 0.99 | 0.16 | 0.32 |



Risk profile

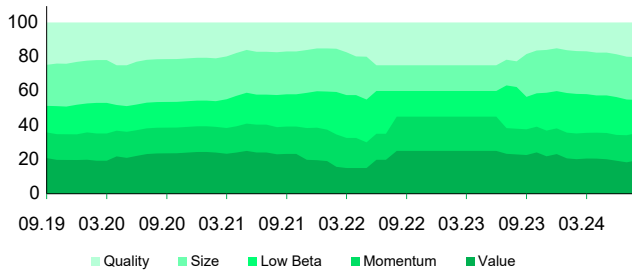


The synthetic risk indicator (SRI) is used to assess the risk level of this product compared to others, taking into account market and credit risks. Its calculation method is based on the assumption that the investor holds the fund for the recommended holding period.

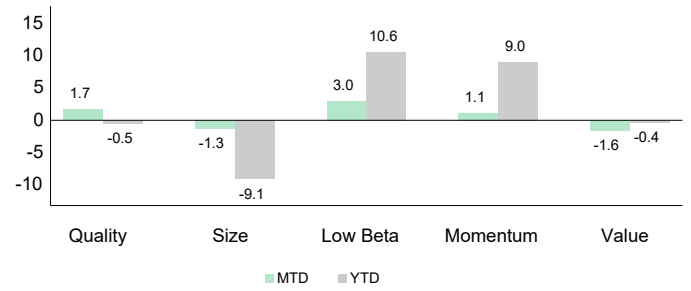


Data as of 31.08.2024

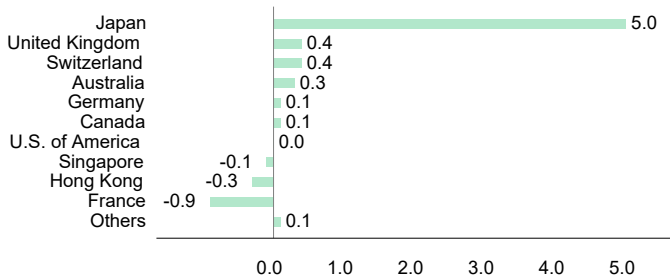
Allocation of risk premium strategies (%)*



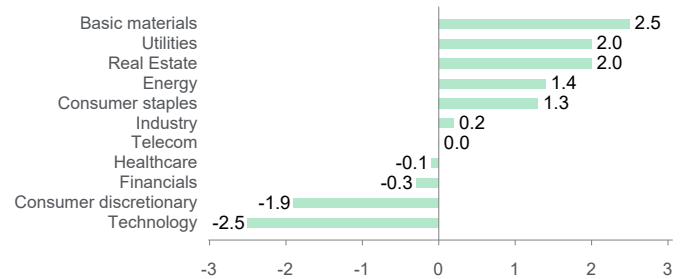
Contribution to performance (%)



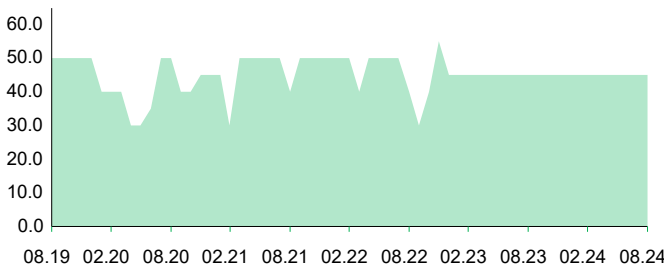
Geographical breakdown (%)*



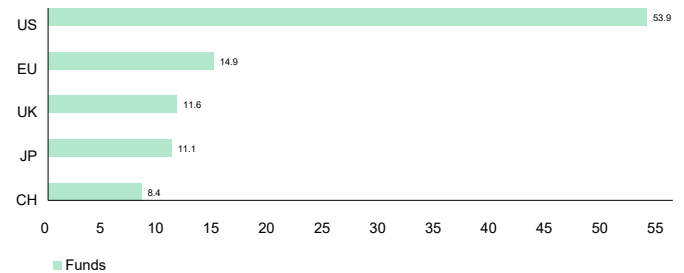
Sector breakdown (%)*



Exposure to Equity Market (%) **



Geographical breakdown (%) **



Statistics over 3 years***

| Statistic | Fund |
|-----------------------------|---------|
| Total return | 5.15% |
| Annualised return | 1.69% |
| Sharpe Ratio ⁽¹⁾ | 0.16 |
| Positive months | 55.56% |
| Max drawdown ⁽¹⁾ | -10.39% |
| Risk free rate | 0.56% |

*** or since inception if less than 3 years

* Risk premium portfolio (long/short)

** Directional portfolio (long-only)

Monthly performance in CHF (%)

| | 2020 | 2021 | 2022 | 2023 | 2024 |
|-------------|--------------|-------------|--------------|-------------|-------------|
| | Fund | Fund | Fund | Fund | Fund |
| January | -1.20 | -0.09 | -3.06 | 0.56 | 1.80 |
| February | -4.93 | -0.33 | -1.12 | -0.82 | 1.06 |
| March | -5.50 | 3.07 | 1.70 | 1.19 | 1.54 |
| April | 2.61 | 1.73 | -1.18 | 1.76 | -2.02 |
| May | 1.64 | 1.22 | 1.13 | -1.49 | 1.91 |
| June | -0.03 | -0.26 | -4.01 | 2.06 | -0.37 |
| July | 0.96 | 0.82 | 2.82 | 0.64 | 1.17 |
| August | 1.88 | 0.19 | -2.31 | -0.32 | 0.92 |
| September | -1.30 | -2.41 | -4.61 | -1.18 | |
| October | -1.84 | 1.87 | 2.31 | -1.83 | |
| November | 3.81 | -0.12 | 3.61 | 2.41 | |
| December | 0.87 | 3.22 | -2.15 | 1.10 | |
| Year | -3.44 | 9.14 | -7.05 | 4.03 | 6.10 |

Data as of 31.08.2024

BCV Asset Management
Place St-François 14
1003 Lausanne
Tel. 021/212 20 51
Email: fonds@bcv.ch
Website: www.bcv.ch/invest

BCV Asset Management
Talstrasse 70
8001 Zürich
Tel. 044/ 388 71 30
Email: fonds@bcv.ch

BCV Fund Desk
Place St-François 14
1003 Lausanne - Suisse
Tel. 021/ 212 40 26
Fax. 021/ 212 16 56
Email: fund.desk@bcv.ch

Banque et Caisse d'Epargne de l'Etat
1, Place de Metz
L-2954 Luxembourg
Tel. (+352) 4015-1

⁽¹⁾ Calculation frequency of risk data: monthly

Sources: BCV / GERIFONDS/ EFA
Copyright BCV

IMPORTANT INFORMATION

This document is a monthly marketing sheet. The information and opinions contained in this document were obtained from reliable sources at the time of publication. BCV disclaims all liability or responsibility for any loss or damages of any kind relating to such information or opinions, which may be changed without notice. This document was drawn up by BCV's Asset Management Department purely for information purposes, and does not constitute an invitation to make an offer, an offer to buy or sell, a personalized investment recommendation or financial analysis within the meaning of the Swiss Bankers Association's "Directives on the independence of financial research." Interim and annual reports, prospectuses, contracts and KID concerning funds managed or distributed by BCV may be obtained free of charge from BCV (payment service), place St-François 14, 1003 Lausanne, Switzerland or from the fund management company GERIFONDS SA, Fund's representative in Switzerland (www.gerifonds.ch). The risks inherent in certain investments, particularly alternative investments, derivatives and investments in emerging markets, may not be suitable for all investors. For more detailed information on these products, please read the Swiss Banking brochure on special risks in securities trading. Past performance is no guarantee of current or future performance, and does not take into account commissions or fees for the issuance/purchase or redemption/sale of units. As the fund has no benchmark index, its performance is not compared to such an index. The contents of this publication may have been used by BCV Group prior to their release. Distribution of this document and/or the sale of certain products may be prohibited or subject to restrictions for persons in jurisdictions other than Switzerland (e.g. EU, UK, USA and US persons).