



PIGUET FUND - Actions Suisses I

Bloomberg : PIGACSI SW

| | |
|------------------------|------------|
| Net Asset Value | CHF 353.60 |
| Fund assets in million | CHF 89.29 |
| Number of holdings | 28 |
| Launch date | 17.12.2014 |

Investment strategy

The Piguet Fund - Swiss Equities aims to achieve long-term capital growth through a continuous process combining top-down analysis and a bottom-up selection. The manager first determines the market trends and most buoyant themes and focuses on the stocks that offer the best growth potential at attractive prices. The portfolio is concentrated, favouring around twenty stocks, both SMI blue chips and small and mid caps, with sometimes underestimated potential that can add a significant value to the fund. The manager may invest in units of third-party funds, derivatives and cash to reduce volatility or take advantage of any opportunities.



Senior fund manager

Daniel Steck

Senior Fund Manager

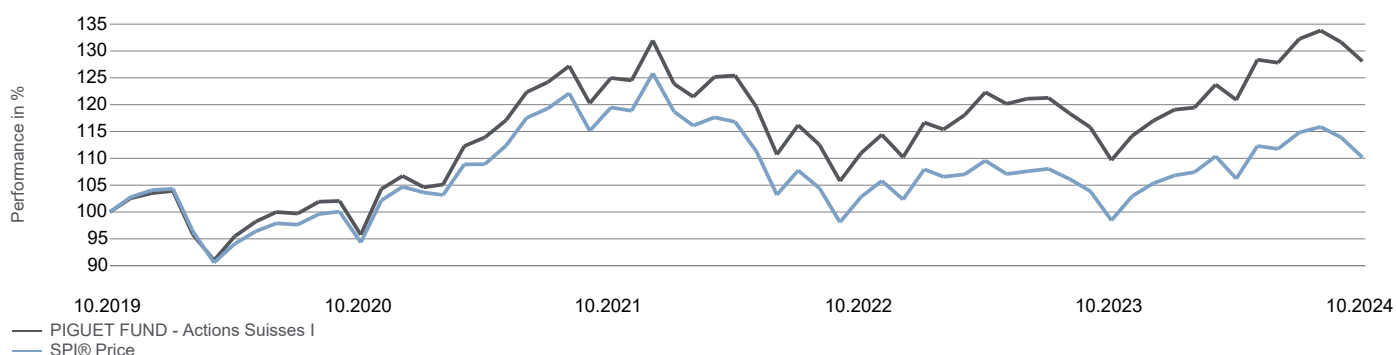
After an initial experience in financial analysis at Lombard Odier, Daniel Steck continued his career at Reyl & Cie, as an analyst and portfolio manager. He joined Piguet Galland in 2018 and is in charge of managing the Swiss Equity and North America Equity funds.

Contacts

Elisabeth SENN
Tél: +41 58 310 44 36
esenn@piguetgalland.ch

Christophe JULEN
Tél: +41 58 310 46 76
cjulen@piguetgalland.ch

Historical Performance (%)



Performance in CHF

| % | Fund | Benchmark | Added value |
|-------------------|--------|-----------|-------------|
| Oct 24 | -2.70 | -3.27 | 0.57 |
| YTD | 9.47 | 4.58 | 4.89 |
| 2023 | 6.17 | 2.95 | 3.22 |
| 2022 | -16.48 | -18.68 | 2.20 |
| 2021 | 23.64 | 20.19 | 3.44 |
| 2020 | 3.10 | 0.61 | 2.48 |
| Since inception | 88.54 | 43.70 | 44.84 |
| Annualised return | 6.65 | 4.70 | 1.95 |

Sector breakdown*

As of 31.10.2024

| | |
|-----------------|-------|
| Healthcare | 34.6% |
| Financials | 21.9% |
| Consumer goods | 21.7% |
| Industry | 19.5% |
| Basic materials | 2.3% |
| Oil & gas | 0.0% |
| Utilities | 0.0% |
| Consumer serv. | 0.0% |
| Technology | 0.0% |
| Telecom | 0.0% |
| Others/Funds | 0.0% |

Major Holdings*

| | | |
|------------------|-------------|-------|
| Nestlé | Switzerland | 14.0% |
| Roche | Switzerland | 13.2% |
| Novartis | Switzerland | 11.5% |
| UBS Group | Switzerland | 6.7% |
| ABB | Switzerland | 5.1% |
| Richemont | Switzerland | 5.0% |
| Zurich Insurance | Switzerland | 4.8% |
| Holcim | Switzerland | 4.0% |
| Sika | Switzerland | 3.0% |
| Alcon | Switzerland | 2.9% |

*without funds, ETF & Cash



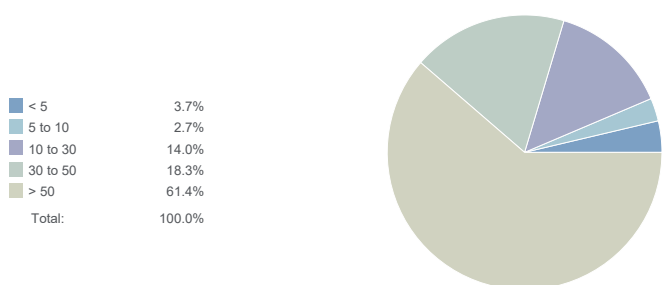
PIGUET FUND - Actions Suisses I

Bloomberg : PIGACSI SW

Technical information (3 years)

Number of holdings : **28** Sharpe Ratio : **0.01**
 Information ratio : **1.75**
 Correlation : **0.99**
 Beta : **1.03**
 Tracking error : **1.99**

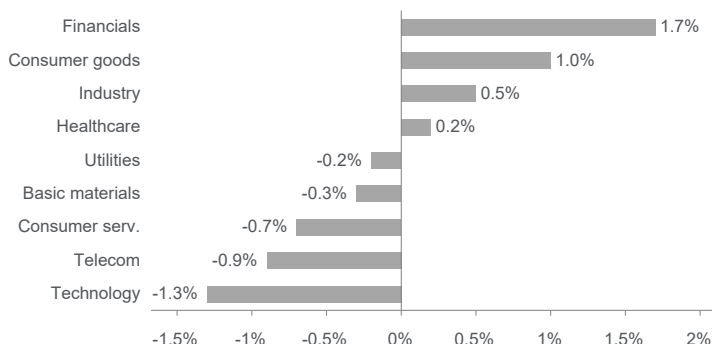
Capitalization breakdown*



General information

Fund assets in million : **CHF 89.29**
 Launch date : **17.12.2014**
 ISIN : **CH0261293432**
 Benchmark : **SPI® Price**
 Senior fund manager : **Daniel Steck**
 Legal structure : **Mutual Fund**
 Fund domicile : **Switzerland**
 Performance fee : **no**
 Management fee : **0.90%**
 Custodian bank : **BCV**
 Liquidity : **Daily**
 Distribution : **September**
 Cut-off souscription : **16h00 CET**
 NAV calculation : **Daily**
 Value date applied : **NAV date + 2 days**

Benchmark deviation*



The following document is a monthly marketing sheet. PIGUET FUND is a contract-based umbrella investment fund, incorporated under Swiss law and approved by the Swiss Financial Market Supervisory Authority FINMA. Full and simplified prospectuses, together with annual and half-year reports, may be obtained, free of charge, on request from the fund promoter Piguet Galland & Cie SA, rue de la Plaine 14, CH-1400 Yverdon. This document is not intended as investment advice. Past performance is no guarantee of current or future performance, and does not take into account commissions or fees for the issuance/purchase or redemption/sale of units.

SIX Index AG (hereafter:SIX) is the source of SPI(R) and the data comprised therein. SIX has not been involved in any way in the collection of the information contained in this document. SIX makes no warranty and excludes any liability (whether negligent or otherwise) with respect to this information, whether for its accuracy, relevance, accuracy, completeness, opportunity or fitness for any purpose or for any other purpose and for any errors, omissions or interruptions in the index or its data. Any dissemination or further distribution of any such information pertaining to SIX is prohibited.

*without funds, ETF & Cash