

**Representative Share Class displayed. Professional Marketing Communication / Publicité / Financial Promotion** addressed to investors in the countries mentioned under "Registration and Target Market Definition", related to **E.I. Sturdza Funds plc - Strategic Long Short Fund** – (hereinafter referred to as the "Fund") a sub-fund of E.I. Sturdza Funds plc, an Irish open-ended umbrella investment Company with variable capital – UCITS ("the Company"). For Professional / Institutional investors only.

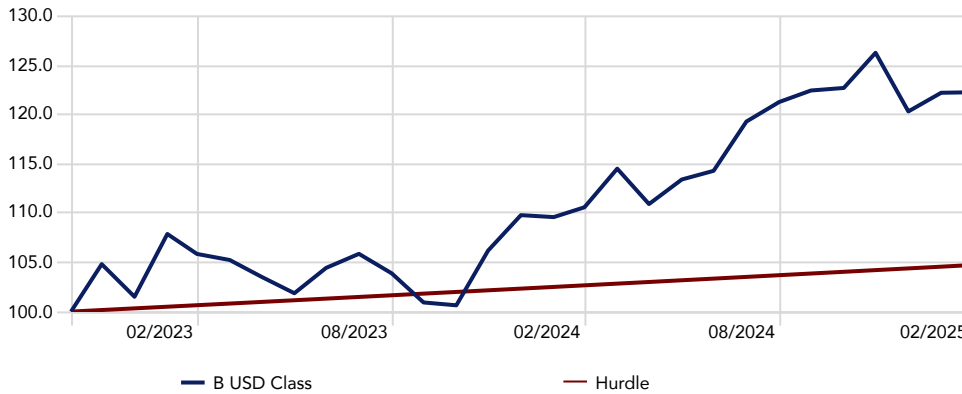
## Investment Objective & Policy

The investment objective of the Fund is to achieve long term capital growth through a fundamental long short equity strategy investing primarily in a portfolio of global listed equities, with a North American bias, and single-name put options. There is no assurance or guarantee that the Fund's investment objective will be achieved or that there will be a return on capital.

Pursuant to the EU's Sustainable Finance Disclosure Regulation (EU) 2019/2088 ('SFDR'), the Fund is classified as a fund that promotes environmental or social characteristics. The Fund will have an averaged ESG score higher than the averaged ESG score of its initial investment universe. For more information on the Fund's investment approach with respect to sustainability and non-financial criteria, please refer to Annex I of the Fund's supplement or ericsturdza.com.

The performance of the Fund and its performance related fees are measured against a cumulative fixed annualised hurdle rate of 2% over the subscription price per relevant Share at which an investor subscribes (the "Hurdle"). Please review the prospectus for further information.

## Fund Past Performance Versus Benchmark



Note: "Hurdle" refers to a flat 2% per annum for performance comparison purposes.

## Annualised Return %

	1M	3M	1Y	SI
B USD Class	0.04	-3.18	10.59	9.05
Hurdle	0.15	0.49	2.01	2.01

## Calendar Year Return %

	YTD	2024	2023	SI
B USD Class	1.62	9.62	8.19	22.33
Hurdle	0.32	2.01	2.01	4.73

## 12 Month Returns %

	01/03/2024 - 28/02/2025	01/03/2023 - 29/02/2024
B USD Class	10.59	4.49
Hurdle	2.01	2.01

## 1 Year Performance Statistics\*

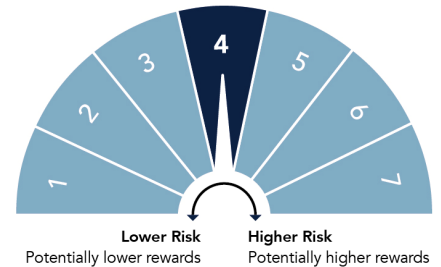
	Sharpe Ratio	Sortino Ratio	Std Dev	Downside Deviation
B USD Class	0.60	0.86	9.07	6.26
Morningstar US Small Ext. NR USD	0.17	0.27	19.10	12.13

\*Note calculation change from daily to monthly returns.

Please refer to page 6 for full benchmark disclaimer. **Past performance may not be a reliable guide to future performance. Returns could be reduced, or losses incurred, due to currency fluctuations.**

## Risk & Reward Indicator ("SRI") & Inherent Risks

The risk indicator is based on historical data and may not be a reliable indicator of the future risk profile of the Fund, is not guaranteed and may change over time. The lowest category does not mean risk free.



The EU PRIIP KID risk indicator for the Fund is set as 4, which reflects the historic price behaviour of the Fund.

UK investors can access the UCITS KIIDs / SRRI from our website: [https://docs.publifund.com/kiid/IE000WO9WAJ0/en\\_GB](https://docs.publifund.com/kiid/IE000WO9WAJ0/en_GB)

The sub-fund may be subject to high volatility.

Factors that affect the indicator include: Investments in equity securities are subject to fluctuations in value dependent on market conditions which will directly affect the value of investments. The Fund invests with a concentrated country focus which may increase the risk of investing when compared to a fund that invests in a globally diversified range of countries. The Fund may utilise financial derivative contracts such as equity index options and single stock options both to gain and hedge exposure to market risk. Such use may increase or reduce exposure to underlying assets and may create gearing; therefore their use may result in greater fluctuations of the Net Asset Value of the Fund. Additional Risks: Currency, Custody and Settlement, Financial Derivatives, Liquidity, Market Capitalisation, Operational and Taxation risks. For more information about potential risks, please refer to the Key Information Document (KID), the Prospectus and Supplement available at ericsturdza.com/literature/.

Source of graphs and tables: Morningstar.

The performances presented are shown after deduction of ongoing charges and performance fees. Any entry or exit fees are excluded from this calculation. Benchmark returns are for the same period as for the class. The reference benchmark of this class is used for performance comparison purposes only. The performance of the benchmark is not indicative of past or future performance of the Fund.

### Reference periods

- Annualised Returns as of the date of the reporting over the defined period. Data less than 1 year is not annualised.
- Calendar Year Returns: Annual Performance for the stated calendar year.
- 12 Month Returns: performance for the stated time frame.

When the currency presented differs from yours, changes in exchange rates may have an adverse effect on the value price or income of the product. Class currency hedging is used on non base currency classes aiming to reduce the impact of currency risk.

The performance and NAVs of all classes may be obtained at ericsturdza.com. Please refer to the glossary at ericsturdza.com/glossary for further explanation on specific terminologies.



## Portfolio Weight %

Long Exposure**	93.40
Short Exposure**	-14.77
Gross Exposure**	108.17
Net Exposure**	78.62
Number of Equities #	31
Number of Options*** #	153
Number of Holdings #	184

## Long Top Holdings %\*

	Sector	Weight %
Holding 1	Communication Services	5.91
Holding 2	Industrials	5.73
Holding 3	Energy	5.39
Holding 4	Materials	4.83
Holding 5	Consumer Discretionary	4.53

## Long Sector Allocation %\*\*

Communication Services	9.86
Consumer Discretionary	18.41
Consumer Staples	9.15
Energy	5.39
Financials	23.04
Health Care	3.25
Industrials	5.84
Information Technology	2.25
Materials	9.80
Real Estate	6.74
Utilities	0.00

## Long Market Cap Allocation %\*\*

Mega Cap	0.00
Large Cap	5.75
Mid Cap	25.56
Small Cap	30.80
Micro Cap	31.61
Nano Cap	0.00

## Long Geographical Allocation %\*\*

Argentina	0.16
Belgium	0.00
Canada	6.66
China	0.00
Faroe Island	3.07
France	0.00
Germany	0.00
Israel	0.00
Italy	0.00
Japan	0.00
Kazakhstan	3.21
Netherlands	0.00
United Kingdom	0.00
United States	80.62
Vietnam	0.00

## Notes

\* Due to the Fund's investment universe and the investment team's proprietary research, we do not publish holding name information, but are happy to disclose information upon requests. Please contact info@ericsturdza.com in this regard.

\*\* Exposure and allocation figures are calculated on a delta adjusted basis.

\*\*\* Number of options provides guidance to the number of underlying securities represented by options implemented within the strategy.

Source: E.I. Sturdza Strategic Management Limited

## Short Top Holdings %\*

	Sector	Weight %
Short Option 1	Consumer Discretionary	-0.61
Short Option 2	Utilities	-0.61
Short Option 3	Utilities	-0.52
Short Option 4	Financials	-0.39
Short Option 5	Industrials	-0.38

## Short Sector Allocation %\*\*

Communication Services	-0.48
Consumer Discretionary	-3.40
Consumer Staples	-0.65
Energy	-0.07
Financials	-1.02
Health Care	-1.92
Industrials	-2.02
Information Technology	-3.13
Materials	-0.44
Real Estate	-0.53
Utilities	-1.18

## Short Market Cap Allocation %\*\*

Mega Cap	-0.38
Large Cap	-1.84
Mid Cap	-2.72
Small Cap	-4.38
Micro Cap	-5.51
Nano Cap	0.00

## Short Geographical Allocation %\*\*

Argentina	0.00
Belgium	-0.26
Canada	-0.31
China	-0.05
Faroe Island	0.00
France	0.00
Germany	-0.07
Israel	-0.29
Italy	-0.19
Japan	0.00
Kazakhstan	0.00
Netherlands	-0.20
United Kingdom	-0.02
United States	-13.46
Vietnam	0.00



## Fund Share Classes, Assets Under Management (AUM) & NAV

Share Class	ISIN	Inception Date	NAV (Mo-End)	2025-02
A EUR Class	IE000JRL4FH0	16/12/2022	115.45 €	A EUR Class 16,027,655.00 €
A USD Class	IE000SC1QCD8	01/11/2022	\$ 121.12	A USD Class \$ 6,056.00
A2 CHF Class	IE000MCNXM50	01/11/2022	111.59 CHF	A2 CHF Class 1,059,461.00 CHF
A2 EUR Class	IE0005AD4Y75	01/11/2022	116.61 €	A2 EUR Class 3,179,924.00 €
A2 USD Class	IE00074ZT5E0	01/11/2022	\$ 121.69	A2 USD Class \$ 6,062,737.00
B CHF Class	IE000FDK99Y4	01/11/2022	112.02 CHF	B CHF Class 6,555,916.00 CHF
B EUR Class	IE000195JL60	01/11/2022	117.38 €	B EUR Class 14,174,110.00 €
B GBP Class	IE000T9HWUB2	01/12/2022	£ 114.75	B GBP Class £ 5,737.00
B USD Class	IE000WO9WAJ0	01/11/2022	\$ 122.33	B USD Class \$ 13,569,162.00
SI CHF Class	IE0007L3Q159	19/11/2024	94.53 CHF	SI CHF Class 945.00 CHF
SI EUR Class	IE0003IMWY56	19/11/2024	95.23 €	SI EUR Class 10,333,470.00 €
SI GBP Class	IE000IVZHVV5	14/03/2023	£ 117.77	SI GBP Class £ 5,888.00
SI USD Class	IE0009O2NRD1	01/11/2022	\$ 122.65	SI USD Class \$ 29,702,504.00
<b>Fund AUM</b>				<b>\$ 103,260,265.48</b>

## Fees & Expenses

Share Class	ISIN	Min. Investment	Management Fee	Performance Fee	PRIIPS KID Ongoing Costs	Distribution Status	Currency Hedged
A EUR Class	IE000JRL4FH0	0 €	1.50%	15.00%	1.80	Acc	Yes
A USD Class	IE000SC1QCD8	\$ 0	1.50%	15.00%	1.80	Acc	No
A2 CHF Class	IE000MCNXM50	0 CHF	1.25%	15.00%	1.50	Acc	Yes
A2 EUR Class	IE0005AD4Y75	0 €	1.25%	15.00%	1.50	Acc	Yes
A2 USD Class	IE00074ZT5E0	\$ 0	1.25%	15.00%	1.50	Acc	No
B CHF Class	IE000FDK99Y4	1,000,000 CHF	1.00%	15.00%	1.30	Acc	Yes
B EUR Class	IE000195JL60	1,000,000 €	1.00%	15.00%	1.30	Acc	Yes
B GBP Class	IE000T9HWUB2	£ 1,000,000	1.00%	15.00%	1.30	Acc	Yes
B USD Class	IE000WO9WAJ0	\$ 1,000,000	1.00%	15.00%	1.30	Acc	No
SI CHF Class	IE0007L3Q159	10,000,000 CHF	0.80%	15.00%	1.10	Acc	No
SI EUR Class	IE0003IMWY56	10,000,000 €	0.80%	15.00%	1.10	Acc	No
SI GBP Class	IE000IVZHVV5	£ 10,000,000	0.80%	15.00%	1.10	Acc	Yes
SI USD Class	IE0009O2NRD1	\$ 10,000,000	0.80%	15.00%	1.10	Acc	No

The charges you pay are used to pay the costs of running the fund, including the costs of marketing and distributing it. These charges reduce the potential growth of your investment. **Please note:** Performance fees are charged at the rates outlined above, based on relative outperformance, if any, of the Net Asset Value per Share (before deducting the amount of any accrued liability for a performance fee) over the Benchmark.

## Portfolio Manager



Christopher L. Crawford



Scott L. Utzinger



Jonathan R. Saunders

Led by investment industry veterans Christopher L. Crawford, Scott L. Utzinger (COO), and Jonathan R. Saunders (Senior Analyst), the team have worked together with no turnover since 2012, developing strong synergies and an ingrained understanding of the strategy, process and investment universe.

Further details regarding the team, their respective experience and responsibilities towards the Fund can be viewed at [ericsturdza.com](http://ericsturdza.com).

## Key Facts & Terms

<b>Fund Name</b>	Strategic Long Short Fund a sub-fund of E.I. Sturdza Funds plc	<b>Domicile</b>	Ireland
<b>Structure</b>	UCITS V Compliant	<b>Regulator</b>	Central Bank of Ireland
<b>Fund Life</b>	Unlimited	<b>Investment Manager &amp; Global Distributor</b>	E.I. Sturdza Strategic Management Limited
<b>Recommended Holding Period</b>	Appropriate for medium to long term investors	<b>Management Company</b>	Opportunity Fund Management
<b>Liquidity</b>	Daily	<b>Investment Adviser</b>	Crawford Fund Management LLC
<b>Notification</b>	One business day	<b>Administrator</b>	Caceis Ireland Limited
<b>Base Currency</b>	USD	<b>Depository</b>	Caceis Bank, Ireland Branch
<b>Available Currency Classes</b>	EUR, USD, GBP, CHF	<b>SFDR Classification</b>	Article 8



## Registrations, Market Definition, Local Agents & Representatives

The Fund is currently registered for sale in the following countries:

### France (P)

CACEIS Bank France SA – Centralising Agent.

### Germany (P)

FE fundinfo, Luxembourg Branch – Paying & Information Agent.  
(Publication of NAV: fundinfo.com).

### Italy \*

FE fundinfo, Luxembourg Branch – Paying & Information Agent.  
(Publication of NAV: fundinfo.com).

### Switzerland (P)

Registered with FINMA for public distribution to Swiss non-qualified investors. The Swiss Rep is CACEIS (Switzerland) SA and Paying Agent is CACEIS Bank, Montrouge, Nyon / Branch Switzerland, 35 route de Signy, CH 1260 Nyon. Copies of the Swiss Prospectus, KIDs, articles of association, annual and semi-annual reports can be obtained free of charge from the Swiss Rep or at ericsturdza.com. Publication of NAV: fundinfo.com.

### United Kingdom (P)

The Fund is a Recognised fund in the United Kingdom under the Financial Services and Markets Act 2000. This document is a financial promotion and has been approved for the purposes of Section 21 of the Financial Services and Markets Act 2000, by E.I. Sturdza Strategic Management Limited, which is an Authorised Schedule 5 entity. UK regulation for the protection of retail clients in the UK and the compensation available under the UK Financial Services Compensation scheme does not apply in respect of any investment or services provided by an overseas person. The UK Facilities Agent is FE Fundinfo (UK) Ltd.

### Investor Type Definitions

**P** = Public distribution to all investor types.

**Q** = Qualified investor distribution / Professional / Institutional investors only.

**EU** = Professional and Retail investors as per MiFID

**\*Italy:** Share classes can be registered either on an institutional basis or a retail basis in Italy. Generally all Share Classes are registered on an institutional basis, with the exception of the professional and 'C' designated share class which are registered for sale to the public.

**Switzerland:** Swiss Qualified investors and Swiss non-qualified investors.

**United Kingdom:** Professional Investors and Retail investors.

## For Further Information

For further information regarding the **E.I. Sturdza Funds plc - Strategic Long Short Fund** please contact:

**Adam Turberville, Director**



+44 1481 722322



info@ericsturdza.com



ericsturdza.com



## Executive Summary

E.I. Sturdza Strategic Management Limited ("Eric Sturdza Investments") is a boutique fund management business with a proven track record of offering high conviction, award-winning strategies to institutional and private clients globally.

We are part of the Eric Sturdza Group, with the backing of Banque Eric Sturdza S.A. and the Sturdza family which has provided significant benefits since our inception, to us and our partners, most notably providing stability, even through challenging market conditions.

Eric Sturdza Investments is the Investment Manager and Global Distributor for the E.I. Sturdza Funds plc.

We strive to work with specialist dedicated investment advisory firms or teams that we believe are amongst the best in their field to offer investors access to class leading investment products supported by institutional quality risk management frameworks and controls which are independent from the portfolio management teams. Further information can be obtained at [ericsturdza.com](http://ericsturdza.com).

In our view responsible investment is best embodied by the [UN-supported Principles for Responsible Investment \(PRI\)](#). To confirm our approach to responsible investing, we are a signatory to the PRI. Learn more about [Our ESG Approach](#) at [ericsturdza.com/about-us/environmental-social-governance-esg/](http://ericsturdza.com/about-us/environmental-social-governance-esg/).

We are also a proud member of [The Institutional Investors Group on Climate Change \(IIGCC\)](#). The IIGCC is a leading global investor membership body and the largest one focusing specifically on climate change.

Signatory of:



## Our Vision, Mission & Values

### Vision

Our vision and aspiration is to become a leading asset management company, with a distinctive brand and reputation for exceptional services at all levels.

We aim to align our capabilities with the needs of investors today and in the future, providing access to our best investment ideas, within a framework that seeks to achieve better environmental, societal and governance outcomes.

### Mission

Our overarching mission is to deliver long term performance and value to our clients, recognising that "value" today encapsulates more than pure economic returns. As such our aspiration as an Asset Manager is to establish products that provide varying value profiles, from those driven by economic returns, to more risk or factor orientated capabilities.

### Values

We believe managing wealth is not a business, it is a profession. We grow as the reward for a craft that we perform with integrity, expertise and passion. Accordingly, we believe that it is essential that we meet the highest ethical and professional standards in all we do.

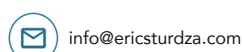

We are mindful of the global issues that we face today and our obligation to take whatever action we can to address these. As an Asset Manager we believe we have the opportunity to actively contribute through the investment decisions we make, allocating money to those companies that are able to demonstrate strong environmental, social and governance (ESG) credentials, or those that are actively transitioning their business to ensure ESG considerations are fully integrated within their investment processes. This belief resonates through our Company and we continue on a journey to ensure that such considerations and aspirations are reflected in all our activities and relationships. We also look at the way we can directly support projects that seek to address such considerations, this takes various forms and includes amongst others; clean water, education and reforestation projects.

We recognize the value of our team, fundamentally believing that our collective success is driven primarily by the people we work with, hence our focus of identifying exceptional talent at all levels.

## For Further Information

For further information regarding the **E.I. Sturdza Funds plc - Strategic Long Short Fund** please contact:

**Adam Turberville, Director**



**IMPORTANT: For Professional investors only and for Swiss Qualified investors. Investment involves risk. The value of investments, the funds and the income which may be generated from them can go down as well as up and therefore investors must be able to bear the risks of a substantial impairment or loss of their entire investments. Past performance may not be a reliable guide to future performance. Returns could be reduced, or losses incurred, due to currency fluctuations.**

This marketing communication relates to the **E.I. Sturdza Funds plc - Strategic Long Short Fund**, an open-ended umbrella investment company with variable capital and segregated liability between Funds incorporated with limited liability in Ireland under the Companies Act 2014 with registration number 461518 and established as an undertaking for collective investment in transferable securities (UCITS) pursuant to the European Directive no 2009/65/EC as amended (the "UCITS directive"). A decision may be taken at any time to terminate the arrangements made for the marketing of the Fund in any EEA Member State in which it is currently marketed. In such circumstances, Shareholders in the affected EEA Member State will be notified of this decision and will be provided with the opportunity to redeem their shareholding in the Fund free of any charges or deductions for at least 30 working days from the date of such notification.

This document is issued by Opportunity Fund Management (Eric Sturdza Group) ("OFM"), a regulated Management Company / AIFM approved by the Commission de Surveillance du Secteur Financier under registration ID S00001025 and appointed by the Fund, registered for distribution in the countries mentioned in this document. OFM's registered office address is 16, rue Robert Stumper, L-2557 Luxembourg. OFM has appointed E.I. Sturdza Strategic Management Limited ("EISSML"), as investment manager and global distributor which is regulated by the Guernsey Financial Services Commission and registered under Company Number 35985. EISSML's registered office address is 3rd Floor, Maison Trinity, Rue du Pre, St Peter Port, Guernsey GY1 1LT. EISSML is part of the Eric Sturdza Group. The information contained herein is estimated, unaudited and may be subject to change.

This document is not intended for U.S. Persons pursuant to Regulation S of the Securities and Exchange Commission under the U.S. Securities Act of 1933, as amended (sec.gov). The Fund presented in this document is not registered under United States federal securities laws or any other applicable law in the states, territories and possessions of the United States of America. Consequently, it cannot be marketed directly or indirectly in the United States (including its territories and possessions or areas subject to its jurisdiction) and to or for the benefit of U.S. Persons.

This document is for information purposes only and does not constitute a recommendation to buy, sell or otherwise apply for shares in the Fund and any of the sub-funds, nor does it constitute investment, legal or tax advice. The information contained in this document reflects the opinion of E.I. Sturdza Strategic Management Limited and may change without notice.

The Fund is subject to tax laws and regulations of Ireland. Depending on your home country of residence, this might have an impact on your investment. In general, the tax treatment depends on the individual circumstances of each potential investor and may be subject to change in the future. E.I. Sturdza Strategic Management Limited has not considered the suitability of investment against your individual needs and risk tolerance. Any potential investor should assess the suitability of this investment solution to his/her risk profile. Investment in the Fund is suitable only for those persons and institutions for whom such investment does not represent a complete investment program, who understand the degree of risk involved (as detailed under the section headed "Risk Factors" in the Prospectus and Supplement), can tolerate a high level of volatility and believe that the investment is suitable based on the investment objectives and financial needs. Please consult your financial and tax adviser.

Investing in the Fund and any other sub-funds involves risks including the possible loss of capital. There can be no assurance that a sub-fund's investment objective will be achieved or that there will be a return on capital. The value of an investment may go down as well as up and you may not get back the amount you originally invested. Past performance and forecasts are not reliable indicators of future results. Performance figures do not take into account commissions, costs incurred on the issue and redemption, nor local taxes. Please note that performance figures, reference benchmarks and asset allocation are provided for information purposes only. Before any investment decisions, you must read the Fund Prospectus, the relevant Key Investor Information Documents (KIID)s or EU PRIIP Key Information Documents (KID)s, the articles of incorporation as well as the annual and semi-annual reports, to find out about the inherent risks, fees and conditions of the Fund. A copy of the English version of the prospectus of the Fund and the KIID or KID is available on [ericsturdza.com/literature/](http://ericsturdza.com/literature/) and may also be obtained from [info@ericsturdza.com](mailto:info@ericsturdza.com). Where required under national rules, the KIID or KID is also made available in the local language of the relevant EEA Member State. KIIDs and KIDs must be made available to the subscriber prior to subscription. A summary of investor rights associated with an investment in the Fund shall be available in English from Eric Sturdza Investments by contacting [info@ericsturdza.com](mailto:info@ericsturdza.com) or via [ericsturdza.com/shareholder-rights/](http://ericsturdza.com/shareholder-rights/).

Morningstar is an independent provider of investment analysis. The Morningstar rating is a quantitative assessment of past performance that takes into account risk and inputted costs. It does not take into account qualitative elements and is calculated on the basis of a (mathematical) formula. The classes are categorised and compared with similar funds in the asset class, based on their score and they are awarded one to five stars. In each category the top 10% receive 5 stars, the next 22.5% 4 stars, the next 35% 3 stars, the next 22.5% 2 stars, and the last 10% 1 star. The rating is calculated monthly on the basis of historical performance over 3, 5 and 10 years and does not take into account the future performance.

© 2025 Morningstar, Inc. All rights reserved. The information contained herein: (1) is proprietary to Morningstar and/or its content providers; (2) may not be copied or distributed; and (3) is not warranted to be accurate, complete, or timely. Neither Morningstar nor its content providers are responsible for any damages or losses arising from any use of this information. Morningstar Rating past performance is no guarantee of future results. For more detailed information about Morningstar Rating, including its methodology, please go to: [corporate.morningstar.com](http://corporate.morningstar.com).

Bloomberg Data – data presented herein is obtained via Bloomberg PORT where stated. Any such data is subject to change from the date of production of this document. Such changes may impact upon comparative data between the investment and benchmark present. Such information therefore is provided for reference purposes only, is subject to change and should not be relied upon for an investment decision.