

DJE - Multi Asset & Trends I (EUR)

The dynamic multi-asset strategy



Minimum Investment 75,000 EUR

Fund Facts

ISIN	LU0159550747
WKN	164318
Bloomberg	DJEALGI LX
Reuters	164318X.DX
Asset Class	Fund EUR Flexible Allocation - Global
Minimum Equity	51%
Partial Exemption of Income ¹	30%
Investment Company ²	DJE Investment S.A.
Fund Management	DJE Kapital AG
Type of Share	retention ²
Financial Year	01/01 - 31/12
Launch Date	27/01/2003
Fund Currency	EUR
Fund Size (30/08/2024)	292.20 million EUR
TER p.a. (29/12/2023) ²	1.79%

This sub-fund/fund promotes ESG features in accordance with Article 8 of the Disclosure Regulation (EU Nr. 2019/2088).³

Ratings & Awards⁴ (31/07/2024)

Morningstar Rating Overall⁵ ★★★★★

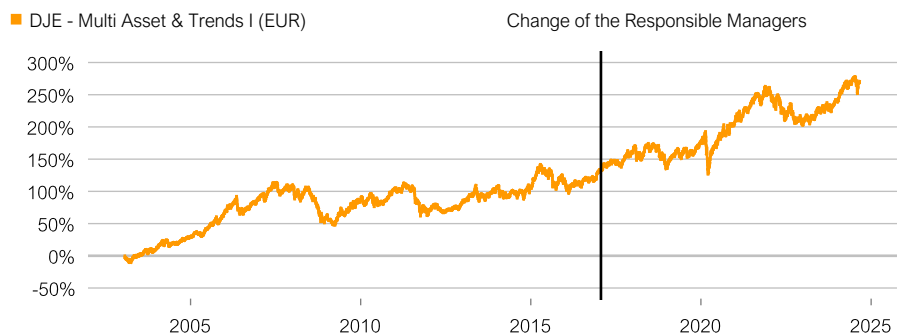
Scope Award 2023

Best Fund in the category "Mixed Fund Global Flexible" in Switzerland

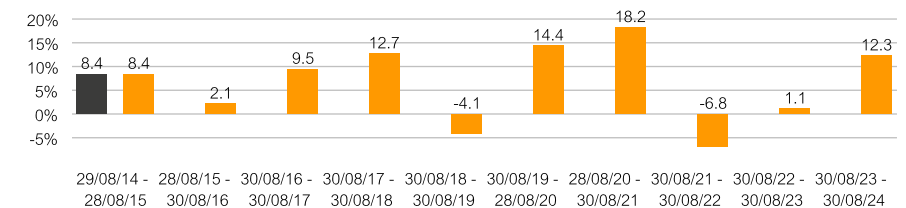
Investment Strategy

DJE - Multi Asset & Trends I is a dynamic global multi-asset fund. The diversified portfolio of approximately 50 to 70 equities and between 20 to 40 bonds is managed independent from any benchmark. The fund management pursues a thematic approach to benefit from current and long-term trends, including digital transformation, demographics & health, and clean technologies. The strategy targets companies with stable business models and above-average growth prospects, combined with reasonable valuations. Additional diversification is achieved by investing in up to 10% of the portfolio in gold. The fund seeks to exploit global opportunities to generate an attractive performance.

Performance in % since inception (27/01/2003)



Rolling Performance over 10 Years in %



Performance in %

	MTD	YTD	1 Yr	3 Yrs	5 Yrs	10 Yrs	SI
Fund	0.24%	8.45%	12.27%	5.80%	43.08%	87.38%	271.01%
Fund p.a.	-	-	-	1.90%	7.42%	6.48%	6.26%

Source for all performance data: Anevis Solutions GmbH, own illustration. As at: 30/08/2024.

The Funds are actively managed by DJE and, where a benchmark index is indicated, without reference to it. The presented charts and tables concerning performance are based on our own calculations according to the gross performance (BVI) method² and illustrate past development. Past performance is not indicative for future returns. The BVI method takes into account all costs incurred at the fund level (e.g. management fees), the net performance and the issue fee. Additional individual costs may be incurred at the customer level (e.g. custodian fees, commission and other charges). Model calculation (net): an investor wishes to purchase shares for Euro 1,000. With a maximum issue surcharge of 0.00% , he has to spend a one-off amount of Euro 0.00 when making the purchase. In addition, there may be custodian costs that reduce performance. The custodian costs are decided by your bank's price list and service charges

1 | The fiscal treatment depends on the personal circumstances of the respective client and can be subject of change in the future.

2 | see also on (www.dje.de/DE_en/fonds/fondswissen/glossar)

3 | see also on (www.dje.de/en-de/company/about-us/invest-sustainably/)

4 | Awards and many years of experience do not guarantee investment success. Sources on homepage (<https://www.dje.de/en-de/company/about-us/awards--ratings/>)

5 | see page 4

DJE - Multi Asset & Trends I (EUR)

The dynamic multi-asset strategy



Asset Allocation in % of Fund Volume

Stocks	67.83%
Bonds	22.84%
Certificates	7.57%
Cash	1.76%

As at: 30/08/2024.

The asset allocation may differ marginally from 100% due to the addition of rounded figures.

Country allocation total portfolio (% NAV)

United States	43.64%
Germany	10.57%
Japan	9.16%
United Kingdom	4.23%
Other/Cash	32.40%

As at: 30/08/2024.

Average rating of the bonds in the portfolio: BBB

As at: 30/08/2024. The figure refers to the bond portfolio including bond derivatives and cash.

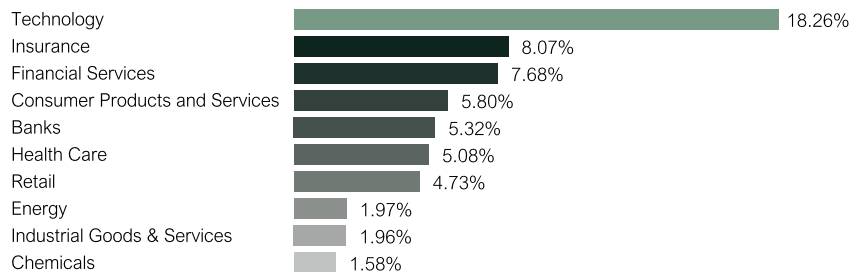
Fund Prices per 30/08/2024

Bid	371.01 EUR
Offer	371.01 EUR

Fees¹

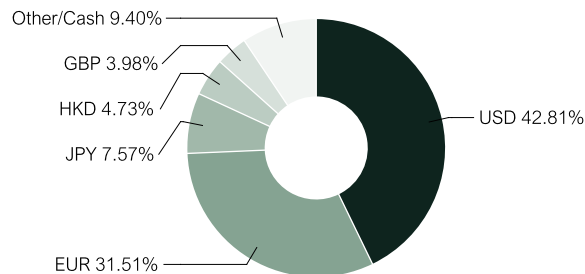
Initial Charge	0.00%
Management Fee p.a.	1.20%
Custodian Fee p.a	0.06%

Top 10 Equity Sectors in % of Fund Volume



As at: 30/08/2024.

Currency Exposure (% NAV)



Data: Anevis Solutions GmbH, own illustration. As at: 30/08/2024. Note: Cash position is included here because it is not assigned to any country or currency.

Top Ten Holdings in % of Fund Volume

Equity Portfolio

Alphabet Inc-CI C	2.62%
Apple Inc	2.57%
Allianz SE-Reg	2.00%
Nvidia Corp	1.95%
Hannover Rueck SE	1.84%
Microsoft Corp	1.82%
Amazon.Com Inc	1.54%
Tokio Marine Holdings Inc	1.49%
Sumitomo Mitsui Financial Gr	1.40%
Novo Nordisk A/S	1.39%

Portfolio ex Equities

Invesco Physical Gold ETC	6.87%
UNITED MEXICAN STATES	2.38%
BUONI POLIENNALI DEL TES	1.80%
US TREASURY N/B	1.28%
US TREASURY N/B	1.20%
NORWEGIAN GOVERNMENT	0.94%
US TREASURY N/B	0.92%
MSCI INC	0.87%
US TREASURY N/B	0.85%
SOFTBANK GROUP CORP	0.83%

As at: 30/08/2024. When buying a fund, one acquires shares in the said fund, which invests in securities such as shares and/or in bonds, but not the securities themselves.

Risk Measures¹

Standard Deviation (2 years)	7.99%	Maximum Drawdown (1 year)	-7.06%
Value at Risk (99% / 20 days)	-4.86%	Sharpe Ratio (2 years)	0.57

As at: 30/08/2024.

Target Group

The Fund is Suitable for Investors

- + with a medium to long-term investment horizon
- + who wish to reduce risk through broad diversification of investments
- + who wish to reduce risk compared to a direct investment

The Fund is not Suitable for Investors

- with a short-term investment horizon
- who seek safe returns
- who are not prepared to accept increased volatility

¹ | See Key Information Document (PRIIPs KID) under <https://www.dje.de/en-de/investment-funds/productdetail/LU0159550747#downloads>

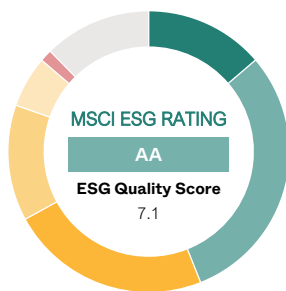
DJE - Multi Asset & Trends I (EUR)

The dynamic multi-asset strategy



Evaluation by MSCI ESG Research

MSCI ESG Rating (AAA-CCC)	AA
ESG Quality Score (0-10)	7.1
Environmental score (0-10)	6.2
Social score (0-10)	5.4
Governance score (0-10)	5.8
ESG Rating compared to Peer Group (100% = best value)	26.35%
Peer Group	Mixed Asset EUR Agg - Global (463 Funds)
ESG Coverage	87.65%
Weighted Average Carbon Intensity (tCO ₂ e / \$M sales)	76.34



AAA	13.71%	BB	5.91%
AA	30.27%	B	1.40%
A	23.05%	CCC	0.00%
BBB	13.31%	Not Rated	12.35%

ESG Rating What it means

AAA, AA	Leader: The companies that the fund invests in show strong and/or improving management of financially relevant environmental, social and governance issues. These companies may be more resilient to disruptions arising from ESG events.
A, BBB, BB	Average: The fund invests in companies that show average management of ESG issues, or in a mix of companies with both above-average and below-average ESG risk management.
B, CCC	Laggard: The fund is exposed to companies that do not demonstrate adequate management of the ESG risks that they face, or show worsening management of these issues. These companies may be more vulnerable to disruptions arising from ESG events.
Not Rated	Companies in the fund's portfolio that are not yet rated by MSCI, but these are rated as part of our own analysis.

Source: MSCI ESG Research as at 30/08/2024
 Information on the sustainability-relevant aspects of the funds can be found at www.dje.de/en-de/company/about-us/Invest-sustainably/

Investment Approach

The asset allocation of the DJE - Multi Asset & Trends fund follows a consistent bottom-up approach. It is based on fundamental factors such as market positioning, balance sheet and earnings potential, valuation, management quality, and sustainability criteria. The fund management takes a flexible approach to asset classes and allocates across sectors and countries with the aim of managing risk and capitalising on opportunities that arise. Gold is an asset class that has a low correlation with equities and bonds and provides additional stability; it can represent up to 10% of the fund. With the growth-oriented risk-reward profile and broad diversification across different asset classes, the fund aims for attractive returns combined with low volatility.

Investing in the themes of the future today

MAIN INVESTMENT THEMES

Artificial intelligence Hardware Applications Digital infrastructure	Demographic Trends & Health Pharma Biotechnology Obesity	Infrastructure & Production Electric vehicles Digital transformation Cyber security	E-Commerce Payments Shopping online Fulfilment
Digital Lifestyle Gaming Digital transformation Virtual Reality	Brands & Luxury Lifestyle Leisure activities Global brands	Green technology Renewable energy Smart power grids Supply chain	Interest rates (tactical theme) Banks & Insurance Exchange operators Asset Managers

INVEST IN TODAY'S MEGATRENDS AND TACTICAL THEMES

Source: DJE Kapital AG. For illustrative purposes only.

Opportunities

- + Offensive, theme-oriented, global multi-asset fund with ongoing adjustment of its portfolio to the expected market situation.
- + Equities enable participation in the growth opportunities of the global equity markets independently of benchmark index specifications.
- + Flexible addition of bonds (up to 50%) and other securities such as certificates on precious metals (up to 10% gold) possible.
- + The cash quota (up to 49%) can be used flexibly in order to cushion difficult market phases as much as possible.

Risks

- Share prices can fluctuate relatively strongly due to market, currency and individual value factors.
- Bonds are subject to price risks when interest rates rise, as well as country risks and the creditworthiness and liquidity risks of their issuers.
- In the case of securities not denominated in euros, there is a currency risk for euro investors.
- An investment in precious metals is subject to fluctuations in value.

DJE - Multi Asset & Trends I (EUR)

The dynamic multi-asset strategy



Fund Manager



Moritz Rehmann

Responsible Since 23/01/2017

Moritz Rehmann joined DJE in 2005 and is an analyst responsible for the banking, insurance and technology sectors. The business economist has been fund manager of DJE - Multi Asset & Trends since 2017 and a member of the DJE strategy team since 2021, which, among other things, determines the allocation of asset classes and sectors.

DJE Kapital AG

DJE Kapital AG is part of the DJE Group, can draw on 50 years of experience in asset management and is today one of the leading bank-independent financial service providers in German-speaking Europe. Our investment strategy, both in equities and bonds, is based on the FMM method developed in-house: a systematic analysis which takes three views on securities and the financial markets – fundamental, monetary and market-technical. DJE follows sustainability criteria when selecting securities, takes into account selected sustainable development goals, avoids or reduces adverse sustainability impacts and is a signatory to the United Nations "Principles for Responsible Investment".

Signatory of:



Contact

DJE Finanz AG
Zurich
+41 43 344 62 80
info@djefinanz.ch
www.djefinanz.ch

Monthly Commentary

After a very volatile start to the month, the international stock markets were relatively calm and largely positive in August. The German share index DAX rose by 2.15%, outperforming the broad European index Stoxx Europe 600, which advanced by 1.57%. On the other side of the Atlantic, the broad US index S&P 500 rose by a moderate 0.19%. In Hong Kong, the Hang Seng Index rose by +1.83%. Overall, global equities, as measured by the MSCI World, climbed by +0.44% - all index figures in euro terms. Weak US labour market data at the beginning of the month gave rise to fears that the USA could slide into recession. In addition, a (moderate) interest rate hike by the Bank of Japan jeopardised the usual interest rate differential business, the so-called yen carry trade. As a result, the Japanese share index Topix suffered a daily loss of -12.2%. This was also felt by the other major markets, which fell, albeit not as sharply. However, the situation calmed down again after 5 August. On the one hand, better economic and consumer data came from the USA and the US Federal Reserve confirmed the markets' expectations of a rate cut in September. The bond markets reacted differently to the market turbulence and the renewed high expectations of interest rate cuts. The yield on 10-year German government bonds only fell from 2.30% to 2.29%, while the yield on their US counterparts fell somewhat more sharply, by 13 basis points (bp) to 3.90%. The gold price also benefited from the prospect of falling real interest rates. The price of a troy ounce rose by +2.28% from USD 2,447.60 to USD 2,503.39. Against this market backdrop, the DJE - Multi Asset & Trends remained stable with a gain of 0.24%. Globally, property, utilities, consumer staples and pharmaceuticals were the best performing sectors in August, while energy and consumer cyclicals were particularly disappointing. The fund management adjusted the allocation over the course of the month and increased the weighting of the technology, healthcare and chemicals sectors, among others. At the same time, the credit institutions and energy sectors, among others, were reduced. As a result, the equity allocation fell slightly from 68.23% to 67.83%. The bond ratio remained stable at 22.84% (previous month: 22.47%). The precious metals ratio rose slightly from 7.29% to 7.57% and liquidity fell to 1.76%.

Legal Information

This is a marketing advertisement. Please read the prospectus of the relevant fund and the key information document (PRIIPs KID) before making a final investment decision. This also contains detailed information on opportunities and risks. These documents can be obtained free of charge in German at www.dje.de under the relevant fund. A summary of investor rights can be accessed in German free of charge in electronic form on the website at www.dje.de/summary-of-investor-rights. The Funds described in this Marketing Announcement may have been notified for distribution in different EU Member States. Investors should note that the relevant management company may decide to discontinue the arrangements it has made for the distribution of the units of your funds in accordance with Directive 2009/65/EC and Article 32a of Directive 2011/61/EU. All information published here is for your information only, is subject to change and does not constitute investment advice or any other recommendation. The sole binding basis for the acquisition of the relevant fund is the above-mentioned documents in conjunction with the associated annual report and/or the semi-annual report. The statements contained in this document reflect the current assessment of DJE Kapital AG. The opinions expressed may change at any time without prior notice. All information in this overview has been provided with due care in accordance with the state of knowledge at the time of preparation. However, no guarantee or liability can be assumed for the correctness and completeness.

5 | Morningstar, Inc. All Rights Reserved. The information contained herein: (1) is proprietary to Morningstar and/or its content providers; (2) may not be copied or distributed; and (3) is not warranted to be accurate, complete or timely. Neither Morningstar nor its content providers are responsible for any damages or losses arising from any use of this information. Past performance is no guarantee of future results.