

# CS Investment Funds 2

## Investment Company with Variable Capital under Luxembourg Law



## Contents

<b>1.</b>	<b>Information for Prospective Investors</b> .....	<b>3</b>
<b>2.</b>	<b>CS Investment Funds 2 – Summary of Share Classes<sup>(1)</sup></b> .....	<b>4</b>
<b>3.</b>	<b>The Company</b> .....	<b>56</b>
<b>4.</b>	<b>Investment Policy</b> .....	<b>56</b>
<b>5.</b>	<b>Investment in CS Investment Funds 2</b> .....	<b>58</b>
	i. General Information on the Shares.....	58
	ii. Subscription of Shares.....	60
	iii. Redemption of Shares.....	61
	iv. Conversion of Shares.....	61
	v. Suspension of the Subscription, Redemption and Conversion of Shares and the Calculation of the Net Asset Value.....	61
	vi. Market Timing.....	61
	vii. Measures to Combat Money Laundering.....	62
	viii. Prohibited Persons, Compulsory Redemption and Transfer of Shares.....	62
<b>6.</b>	<b>Investment Restrictions</b> .....	<b>63</b>
<b>7.</b>	<b>Risk Factors</b> .....	<b>65</b>
<b>8.</b>	<b>Net Asset Value</b> .....	<b>75</b>
<b>9.</b>	<b>Expenses and Taxes</b> .....	<b>75</b>
	i. Taxes.....	75
	ii. Expenses.....	76
	iii. Performance Fee.....	76
<b>10.</b>	<b>Accounting Year</b> .....	<b>76</b>
<b>11.</b>	<b>Appropriation of Net Income and Capital Gains</b> .....	<b>76</b>
<b>12.</b>	<b>Lifetime, Liquidation and Merger</b> .....	<b>76</b>
<b>13.</b>	<b>General Meetings</b> .....	<b>77</b>
<b>14.</b>	<b>Information for Shareholders</b> .....	<b>77</b>
<b>15.</b>	<b>Management Company</b> .....	<b>77</b>
<b>16.</b>	<b>Investment Manager and Sub-Investment Manager</b> .....	<b>77</b>
<b>17.</b>	<b>Depositary Bank</b> .....	<b>77</b>
<b>18.</b>	<b>Central Administration</b> .....	<b>78</b>
<b>19.</b>	<b>Regulatory Disclosure</b> .....	<b>78</b>
<b>20.</b>	<b>Data Protection Policy</b> .....	<b>80</b>
<b>21.</b>	<b>Certain Regulatory and Tax Matters</b> .....	<b>81</b>
<b>22.</b>	<b>Main Parties</b> .....	<b>83</b>
<b>23.</b>	<b>Subfunds</b> .....	<b>84</b>
	Credit Suisse (Lux) Asia Pacific Income Equity Fund.....	84
	Credit Suisse (Lux) Commodity Allocation Fund.....	85
	Credit Suisse (Lux) Italy Equity Fund.....	87
	Credit Suisse (Lux) Digital Health Equity Fund.....	89
	Credit Suisse (Lux) Edutainment Equity Fund.....	91
	Credit Suisse (Lux) Energy Evolution Equity Fund.....	94
	Credit Suisse (Lux) Environmental Impact Equity Fund.....	96
	Credit Suisse (Lux) European Dividend Plus Equity Fund.....	99
	Credit Suisse (Lux) European Entrepreneur Equity Fund.....	100
	Credit Suisse (Lux) Eurozone Quality Growth Equity Fund.....	102
	Credit Suisse Investment Partners (Lux) Global Balanced Convertible Bond Fund.....	103
	Credit Suisse (Lux) Global Dividend Plus Equity Fund.....	104
	Credit Suisse (Lux) Global Property Total Return Equity Fund.....	106
	Credit Suisse (Lux) Global Value Equity Fund.....	107
	Credit Suisse (Lux) Infrastructure Equity Fund.....	109
	Credit Suisse (Lux) Japan Value Equity Fund.....	110
	Credit Suisse (Lux) Robotics Equity Fund.....	111
	Credit Suisse (Lux) Security Equity Fund.....	114
	Credit Suisse (Lux) Small and Mid Cap Alpha Long/Short Fund.....	116
	Credit Suisse (Lux) Small and Mid Cap Germany Equity Fund.....	118
	Credit Suisse (Lux) Small Cap Switzerland Equity Fund.....	120
	Credit Suisse (Lux) Systematic Index Fund Balanced CHF.....	121
	Credit Suisse (Lux) Systematic Index Fund Growth CHF.....	123
	Credit Suisse (Lux) Systematic Index Fund Yield CHF.....	125
	Credit Suisse (Lux) Thematic Opportunities Equity Fund.....	127
<b>24.</b>	<b>SFDR Annex</b> .....	<b>130</b>
<b>25.</b>	<b>Information for Investors in Switzerland</b> .....	<b>239</b>

## 1. Information for Prospective Investors

This prospectus ("Prospectus") is valid only if accompanied by the latest key investor document ("Key Investor Document"), the latest annual report, and also the latest semi-annual report if this was published after the latest annual report. These documents shall be deemed to form part of this Prospectus. Prospective investors shall be provided with the latest version of the Key Investor Document in good time before their proposed subscription of shares in the CS Investment Funds 2 (the "Company").

This Prospectus does not constitute an offer or solicitation to subscribe shares ("Shares") in the Company by anyone in any jurisdiction in which such offer or solicitation is not lawful or in which the person making such offer or solicitation is not qualified to do so or to anyone to whom it is unlawful to make such offer or solicitation.

Information which is not contained in this Prospectus, or in the documents mentioned herein which are available for inspection by the public, shall be deemed unauthorized and cannot be relied upon.

Potential investors should inform themselves as to the possible tax consequences, the legal requirements and any foreign exchange restrictions or exchange control requirements which they might encounter under the laws of the countries of their citizenship, residence or domicile and which might be relevant to the subscription, holding, conversion, redemption or disposal of Shares. Further tax considerations are set out in Chapter 9, "Expenses and Taxes".

Prospective investors who are in any doubt about the contents of this Prospectus should consult their bank, broker, solicitor, accountant or other independent financial adviser.

This Prospectus may be translated into other languages. To the extent that there is any inconsistency between the English-language Prospectus and a version in another language, the English-language Prospectus shall prevail, unless stipulated otherwise by the laws of any jurisdiction in which the Shares are sold.

Investors should read and consider the risk discussion in Chapter 7, "Risk Factors", before investing in the Company.

Some of the Shares may be listed on the Luxembourg Stock Exchange.

**The Company's Shares have not been, and will not be, registered under the United States Securities Act of 1933 (the "1933 Act"), any of the securities laws of any of the states of the United States. The Company has not been and will not be registered under the United States Investment Company Act of 1940, as amended, nor under any other US federal laws. Therefore, the Shares in the Subfunds described in this Prospectus may not be offered or sold directly or indirectly in the United States of America, except pursuant to an exemption from the registration requirements of the 1933 Act.**

**Further, the Board of Directors has decided that the Shares shall not be offered or sold, directly or indirectly, to any ultimate beneficial owner that constitutes a U.S. Person. As such, the Shares may not be directly or indirectly offered or sold to or for the benefit of a "U.S. Person", which shall be defined as and include (i) a "United States person" as described in section 7701(a)(30) of the U.S. Internal Revenue Code of 1986, as amended (the "Code"), (ii) a "U.S. person" as such term is defined in Regulation S of the 1933 Act, as amended, (iii) a person that is "in the United States" as defined in Rule 202(a)(30)-1 under the U.S. Investment Advisers Act of 1940, as amended, or (iv) a person that does not qualify as a "Non-United States Person" as such term is defined in U.S. Commodities Futures Trading Commission Rule 4.7.**

No application has been submitted or will be submitted, nor any registration has been or will be sought, by the Management Company to or from any of the Indian governmental or regulatory authorities in connection with the advertising, offer, distribution or sale of the Shares in or from India and the Management Company does not intend to or will not, directly or indirectly, advertise, offer, distribute or sell the Shares to persons resident in India. Subject to certain limited exceptions, the Shares may not be purchased by persons resident in India and purchase of the Shares by such persons are subject to legal and regulatory restrictions. Persons into whose possession this Prospectus or any Shares may come must inform themselves about, and observe, any such restrictions.

Credit Suisse Fund Management S.A. is exempt from the requirement to hold an Australian Financial Services Licence under the Corporations Act 2001 (Cth.) (the "Act") in respect of financial services provided to Australian wholesale clients (within the meaning of section 761G of the Act). Credit Suisse Fund Management S.A. is regulated by the Commission de Surveillance du Secteur Financier in Luxembourg under foreign laws, which differ from Australian laws. Credit Suisse entities, other than Credit Suisse AG, Sydney Branch, are not authorised deposit-taking institutions for the purposes of the Banking Act 1959 (Cth.) and their obligations do not represent deposits or other liabilities of Credit Suisse AG, Sydney Branch. Credit Suisse AG, Sydney Branch does not guarantee or otherwise provide assurance in respect of the obligations of such Credit Suisse entities. An investor is exposed to investment risk including possible delays in repayment and loss of income and principal invested.

Specific provisions may apply with respect to each subfund, as set out in Chapter 23, "Subfunds".

The Management Company (as described below) shall not divulge any confidential information concerning investors unless required to do so by applicable laws or regulations to the management company.

2. CS Investment Funds 2 – Summary of Share Classes<sup>(1)</sup>

Subfund (Reference Currency)	Share Class	Currency	Minimum holding	Type of Share <sup>(2)</sup>	Maximum adjustment of the Net Asset Value	Maximum sales charge	Maximum distribution fee (per annum)	Maximum management fee (per annum) <sup>(3)</sup>	Maximum FX hedging fee (per annum) <sup>(15)</sup>	Performance fee
Credit Suisse (Lux) Asia Pacific Income Equity Fund (USD)	A	USD	n/a	D	2.00%	5.00%	n/a	1.92%	n/a	n/a
	AH <sup>(6)</sup>	<sup>(6)</sup>	n/a	D	2.00%	5.00%	n/a	1.92%	0.10%	n/a
	AH <sup>(6)</sup>	CHF	n/a	D	2.00%	5.00%	n/a	1.92%	0.10%	n/a
	AH <sup>(6)</sup>	EUR	n/a	D	2.00%	5.00%	n/a	1.92%	0.10%	n/a
	B	USD	n/a	ACC	2.00%	5.00%	n/a	1.92%	n/a	n/a
	BH <sup>(6)</sup>	<sup>(6)</sup>	n/a	ACC	2.00%	5.00%	n/a	1.92%	0.10%	n/a
	BH <sup>(6)</sup>	EUR	n/a	ACC	2.00%	5.00%	n/a	1.92%	0.10%	n/a
	CA <sup>(12)</sup>	USD	n/a	D	2.00%	n/a	0.70%	1.92%	n/a	n/a
	CAH <sup>(6)(12)</sup>	<sup>(6)</sup>	n/a	D	2.00%	n/a	0.70%	1.92%	0.10%	n/a
	CB <sup>(10)(12)</sup>	USD	n/a	ACC	2.00%	n/a	0.70%	1.92%	n/a	n/a
	CBH <sup>(6)(12)</sup>	<sup>(6)</sup>	n/a	ACC	2.00%	n/a	0.70%	1.92%	0.10%	n/a
	DA <sup>(4)</sup>	USD	n/a	D	2.00%	n/a	n/a	n/a <sup>(5)</sup>	n/a	n/a
	DAH <sup>(4)(6)</sup>	<sup>(6)</sup>	n/a	D	2.00%	n/a	n/a	n/a <sup>(5)</sup>	n/a	n/a
	DB <sup>(4)</sup>	USD	n/a	ACC	2.00%	n/a	n/a	n/a <sup>(5)</sup>	n/a	n/a
	DBH <sup>(4)(6)</sup>	<sup>(6)</sup>	n/a	ACC	2.00%	n/a	n/a	n/a <sup>(5)</sup>	n/a	n/a
	EA <sup>(8)</sup>	USD	n/a	D	2.00%	3.00%	n/a	0.90%	n/a	n/a
	EAH <sup>(6)(8)</sup>	<sup>(6)</sup>	n/a	D	2.00%	3.00%	n/a	0.90%	0.10%	n/a
	EAH <sup>(6)(8)</sup>	SGD	n/a	D	2.00%	3.00%	n/a	0.90%	0.10%	n/a
	EB <sup>(8)</sup>	USD	n/a	ACC	2.00%	3.00%	n/a	0.90%	n/a	n/a
	EBH <sup>(6)(8)</sup>	<sup>(6)</sup>	n/a	ACC	2.00%	3.00%	n/a	0.90%	0.10%	n/a
	IA	USD	500,000	D	2.00%	3.00%	n/a	0.90%	n/a	n/a
	IAH <sup>(6)</sup>	CHF	500,000	D	2.00%	3.00%	n/a	0.90%	0.10%	n/a
	IAH <sup>(6)</sup>	EUR	500,000	D	2.00%	3.00%	n/a	0.90%	0.10%	n/a
	IAH <sup>(6)</sup>	<sup>(6)</sup>	-	D	2.00%	3.00%	n/a	0.90%	0.10%	n/a
	IA25	USD	25,000,000	D	2.00%	1.00%	n/a	0.70%	n/a	n/a
	IAH25 <sup>(6)</sup>	<sup>(6)</sup>	-	D	2.00%	1.00%	n/a	0.70%	0.10%	n/a
	IB	USD	500,000	ACC	2.00%	3.00%	n/a	0.90%	n/a	n/a
	IBH <sup>(6)</sup>	CHF	500,000	ACC	2.00%	3.00%	n/a	0.90%	0.10%	n/a
	IBH <sup>(6)</sup>	EUR	500,000	ACC	2.00%	3.00%	n/a	0.90%	0.10%	n/a
	IBH <sup>(6)</sup>	<sup>(6)</sup>	-	ACC	2.00%	3.00%	n/a	0.90%	0.10%	n/a
	IB25	USD	25,000,000	ACC	2.00%	1.00%	n/a	0.70%	n/a	n/a
	IBH25 <sup>(6)</sup>	<sup>(6)</sup>	-	ACC	2.00%	1.00%	n/a	0.70%	0.10%	n/a
	MA <sup>(8)</sup>	USD	25,000,000	D	2.00%	1.00%	n/a	0.70%	n/a	n/a
	MA <sup>(8)(10)</sup>	<sup>(10)</sup>	-	D	2.00%	1.00%	n/a	0.70%	n/a	n/a
	MAH <sup>(6)(8)</sup>	CHF	25,000,000	D	2.00%	1.00%	n/a	0.70%	0.10%	n/a
	MAH <sup>(6)(8)</sup>	EUR	25,000,000	D	2.00%	1.00%	n/a	0.70%	0.10%	n/a
	MAH <sup>(6)(8)</sup>	<sup>(6)</sup>	-	D	2.00%	1.00%	n/a	0.70%	0.10%	n/a
	MB <sup>(8)</sup>	USD	25,000,000	ACC	2.00%	1.00%	n/a	0.70%	n/a	n/a
	MB <sup>(8)(10)</sup>	<sup>(10)</sup>	-	ACC	2.00%	1.00%	n/a	0.70%	n/a	n/a
	MBH <sup>(6)(8)</sup>	CHF	25,000,000	ACC	2.00%	1.00%	n/a	0.70%	0.10%	n/a
MBH <sup>(6)(8)</sup>	EUR	25,000,000	ACC	2.00%	1.00%	n/a	0.70%	0.10%	n/a	
MBH <sup>(6)(8)</sup>	<sup>(6)</sup>	-	ACC	2.00%	1.00%	n/a	0.70%	0.10%	n/a	
UA <sup>(9)</sup>	USD	n/a	D	2.00%	5.00%	n/a	1.50%	n/a	n/a	
UAH <sup>(6)(9)</sup>	CHF	n/a	D	2.00%	5.00%	n/a	1.50%	0.10%	n/a	
UAH <sup>(6)(9)</sup>	<sup>(6)</sup>	n/a	D	2.00%	5.00%	n/a	1.50%	0.10%	n/a	
UA500 <sup>(9)</sup>	USD	500,000	D	2.00%	3.00%	n/a	0.90%	n/a	n/a	
UAH500 <sup>(6)(9)</sup>	<sup>(6)</sup>	-	D	2.00%	3.00%	n/a	0.90%	0.10%	n/a	
UB <sup>(9)</sup>	USD	n/a	ACC	2.00%	5.00%	n/a	1.50%	n/a	n/a	
UBH <sup>(6)(9)</sup>	<sup>(6)</sup>	n/a	ACC	2.00%	5.00%	n/a	1.50%	0.10%	n/a	
UB500 <sup>(9)</sup>	USD	500,000	ACC	2.00%	3.00%	n/a	0.90%	n/a	n/a	
UBH500 <sup>(6)(9)</sup>	<sup>(6)</sup>	-	ACC	2.00%	3.00%	n/a	0.90%	0.10%	n/a	
UXA <sup>(17)</sup>	USD	<sup>(17)</sup>	D	2.00%	n/a	n/a	1.15%	n/a	n/a	
UXAH <sup>(6)(17)</sup>	<sup>(6)</sup>	<sup>(17)</sup>	D	2.00%	n/a	n/a	1.15%	0.10%	n/a	
UXB <sup>(17)</sup>	USD	<sup>(17)</sup>	ACC	2.00%	n/a	n/a	1.15%	n/a	n/a	
UXBH <sup>(6)(17)</sup>	<sup>(6)</sup>	<sup>(17)</sup>	ACC	2.00%	n/a	n/a	1.15%	0.10%	n/a	

Subfund (Reference Currency)	Share Class	Currency	Minimum holding	Type of Share <sup>(2)</sup>	Maximum adjustment of the Net Asset Value	Maximum sales charge	Maximum distribution fee (per annum)	Maximum management fee (per annum) <sup>(3)</sup>	Maximum FX hedging fee (per annum) <sup>(15)</sup>	Performance fee
	X1A <sup>(16)</sup>	USD	<sup>(16)</sup>	D	2.00%	5.00%	n/a	1.92%	n/a	n/a
	X1AH <sup>(6)(16)</sup>	<sup>(6)</sup>	<sup>(16)</sup>	D	2.00%	5.00%	n/a	1.92%	0.10%	n/a
	X1AH <sup>(6)(16)</sup>	CHF	<sup>(16)</sup>	D	2.00%	5.00%	n/a	1.92%	0.10%	n/a
	X1AH <sup>(6)(16)</sup>	EUR	<sup>(16)</sup>	D	2.00%	5.00%	n/a	1.92%	0.10%	n/a
	X1B <sup>(16)</sup>	USD	<sup>(16)</sup>	ACC	2.00%	5.00%	n/a	1.92%	n/a	n/a
	X1BH <sup>(6)(16)</sup>	<sup>(6)</sup>	<sup>(16)</sup>	ACC	2.00%	5.00%	n/a	1.92%	0.10%	n/a
	X1BH <sup>(6)(16)</sup>	EUR	<sup>(16)</sup>	ACC	2.00%	5.00%	n/a	1.92%	0.10%	n/a
	X2A <sup>(16)</sup>	USD	<sup>(16)</sup>	D	2.00%	5.00%	n/a	1.92%	n/a	n/a
	X2AH <sup>(6)(16)</sup>	<sup>(6)</sup>	<sup>(16)</sup>	D	2.00%	5.00%	n/a	1.92%	0.10%	n/a
	X2AH <sup>(6)(16)</sup>	CHF	<sup>(16)</sup>	D	2.00%	5.00%	n/a	1.92%	0.10%	n/a
	X2AH <sup>(6)(16)</sup>	EUR	<sup>(16)</sup>	D	2.00%	5.00%	n/a	1.92%	0.10%	n/a
	X2B <sup>(16)</sup>	USD	<sup>(16)</sup>	ACC	2.00%	5.00%	n/a	1.92%	n/a	n/a
	X2BH <sup>(6)(16)</sup>	<sup>(6)</sup>	<sup>(16)</sup>	ACC	2.00%	5.00%	n/a	1.92%	0.10%	n/a
	X2BH <sup>(6)(16)</sup>	EUR	<sup>(16)</sup>	ACC	2.00%	5.00%	n/a	1.92%	0.10%	n/a
	X3A <sup>(16)</sup>	USD	<sup>(16)</sup>	D	2.00%	5.00%	n/a	1.92%	n/a	n/a
	X3AH <sup>(6)(16)</sup>	<sup>(6)</sup>	<sup>(16)</sup>	D	2.00%	5.00%	n/a	1.92%	0.10%	n/a
	X3AH <sup>(6)(16)</sup>	CHF	<sup>(16)</sup>	D	2.00%	5.00%	n/a	1.92%	0.10%	n/a
	X3AH <sup>(6)(16)</sup>	EUR	<sup>(16)</sup>	D	2.00%	5.00%	n/a	1.92%	0.10%	n/a
	X3B <sup>(16)</sup>	USD	<sup>(16)</sup>	ACC	2.00%	5.00%	n/a	1.92%	n/a	n/a
	X3BH <sup>(6)(16)</sup>	<sup>(6)</sup>	<sup>(16)</sup>	ACC	2.00%	5.00%	n/a	1.92%	0.10%	n/a
	X3BH <sup>(6)(16)</sup>	EUR	<sup>(16)</sup>	ACC	2.00%	5.00%	n/a	1.92%	0.10%	n/a
Credit Suisse (Lux) Commodity Allocation Fund (USD)	A	USD	n/a	D	2.00%	5.00%	n/a	1.92%	n/a	n/a
	AH <sup>(6)</sup>	<sup>(6)</sup>	n/a	D	2.00%	5.00%	n/a	1.92%	0.10%	n/a
	AH <sup>(6)</sup>	EUR	n/a	D	2.00%	5.00%	n/a	1.92%	0.10%	n/a
	B	USD	n/a	ACC	2.00%	5.00%	n/a	1.92%	n/a	n/a
	BH <sup>(6)</sup>	CHF	n/a	ACC	2.00%	5.00%	n/a	1.92%	0.10%	n/a
	BH <sup>(6)</sup>	EUR	n/a	ACC	2.00%	5.00%	n/a	1.92%	0.10%	n/a
	BH <sup>(6)</sup>	<sup>(6)</sup>	n/a	ACC	2.00%	5.00%	n/a	1.92%	0.10%	n/a
	CA <sup>(12)</sup>	USD	n/a	D	2.00%	n/a	0.70%	1.92%	n/a	n/a
	CAH <sup>(6)(12)</sup>	<sup>(6)</sup>	n/a	D	2.00%	n/a	0.70%	1.92%	0.10%	n/a
	CB <sup>(12)</sup>	USD	n/a	ACC	2.00%	n/a	0.70%	1.92%	n/a	n/a
	CBH <sup>(6)(12)</sup>	<sup>(6)</sup>	n/a	ACC	2.00%	n/a	0.70%	1.92%	0.10%	n/a
	DA <sup>(4)</sup>	USD	n/a	D	2.00%	n/a	n/a	n/a <sup>(5)</sup>	n/a	n/a
	DAH <sup>(4)(6)</sup>	<sup>(6)</sup>	n/a	D	2.00%	n/a	n/a	n/a <sup>(5)</sup>	n/a	n/a
	DB <sup>(4)</sup>	USD	n/a	ACC	2.00%	n/a	n/a	n/a <sup>(5)</sup>	n/a	n/a
	DBH <sup>(4)(6)</sup>	<sup>(6)</sup>	n/a	ACC	2.00%	n/a	n/a	n/a <sup>(5)</sup>	n/a	n/a
	EA <sup>(8)</sup>	USD	n/a	D	2.00%	3.00%	n/a	0.90%	n/a	n/a
	EAH <sup>(6)(8)</sup>	<sup>(6)</sup>	n/a	D	2.00%	3.00%	n/a	0.90%	0.10%	n/a
	EB <sup>(8)</sup>	USD	n/a	ACC	2.00%	3.00%	n/a	0.90%	n/a	n/a
	EBH <sup>(6)(8)</sup>	CHF	n/a	ACC	2.00%	3.00%	n/a	0.90%	0.10%	n/a
	EBH <sup>(6)(8)</sup>	EUR	n/a	ACC	2.00%	3.00%	n/a	0.90%	0.10%	n/a
	EBH <sup>(6)(8)</sup>	<sup>(6)</sup>	n/a	ACC	2.00%	3.00%	n/a	0.90%	0.10%	n/a
	IA	USD	500,000	D	2.00%	3.00%	n/a	0.90%	n/a	n/a
	IAH <sup>(6)</sup>	CHF	500,000	D	2.00%	3.00%	n/a	0.90%	0.10%	n/a
	IAH <sup>(6)</sup>	EUR	500,000	D	2.00%	3.00%	n/a	0.90%	0.10%	n/a
	IAH <sup>(6)</sup>	<sup>(6)</sup>	-	D	2.00%	3.00%	n/a	0.90%	0.10%	n/a
	IA25	USD	25,000,000	D	2.00%	1.00%	n/a	0.70%	n/a	n/a
	IAH25 <sup>(6)</sup>	<sup>(6)</sup>	-	D	2.00%	1.00%	n/a	0.70%	0.10%	n/a
	IB	USD	500,000	ACC	2.00%	3.00%	n/a	0.90%	n/a	n/a
	IBH <sup>(6)</sup>	CHF	500,000	ACC	2.00%	3.00%	n/a	0.90%	0.10%	n/a
	IBH <sup>(6)</sup>	EUR	500,000	ACC	2.00%	3.00%	n/a	0.90%	0.10%	n/a
	IBH <sup>(6)</sup>	<sup>(6)</sup>	-	ACC	2.00%	3.00%	n/a	0.90%	0.10%	n/a
	IB25	USD	25,000,000	ACC	2.00%	1.00%	n/a	0.70%	n/a	n/a
	IBH25 <sup>(6)</sup>	<sup>(6)</sup>	-	ACC	2.00%	1.00%	n/a	0.70%	0.10%	n/a
	MA <sup>(8)</sup>	USD	25,000,000	D	2.00%	1.00%	n/a	0.70%	n/a	n/a

Subfund (Reference Currency)	Share Class	Currency	Minimum holding	Type of Share <sup>(2)</sup>	Maximum adjustment of the Net Asset Value	Maximum sales charge	Maximum distribution fee (per annum)	Maximum management fee (per annum) <sup>(3)</sup>	Maximum FX hedging fee (per annum) <sup>(15)</sup>	Performance fee
	MA <sup>(8)(10)</sup>	<sup>(10)</sup>	–	D	2.00%	1.00%	n/a	0.70%	n/a	n/a
	MAH <sup>(6)(8)</sup>	CHF	25,000,000	D	2.00%	1.00%	n/a	0.70%	0.10%	n/a
	MAH <sup>(6)(8)</sup>	EUR	25,000,000	D	2.00%	1.00%	n/a	0.70%	0.10%	n/a
	MAH <sup>(6)(8)</sup>	<sup>(6)</sup>	–	D	2.00%	1.00%	n/a	0.70%	0.10%	n/a
	MB <sup>(8)</sup>	USD	25,000,000	ACC	2.00%	1.00%	n/a	0.70%	n/a	n/a
	MB <sup>(8)(10)</sup>	<sup>(10)</sup>	–	ACC	2.00%	1.00%	n/a	0.70%	n/a	n/a
	MBH <sup>(6)(8)</sup>	CHF	25,000,000	ACC	2.00%	1.00%	n/a	0.70%	0.10%	n/a
	MBH <sup>(6)(8)</sup>	EUR	25,000,000	ACC	2.00%	1.00%	n/a	0.70%	0.10%	n/a
	MBH <sup>(6)(8)</sup>	<sup>(6)</sup>	–	ACC	2.00%	1.00%	n/a	0.70%	0.10%	n/a
	UA <sup>(9)</sup>	USD	n/a	D	2.00%	5.00%	n/a	1.50%	n/a	n/a
	UAH <sup>(6)(9)</sup>	<sup>(6)</sup>	n/a	D	2.00%	5.00%	n/a	1.50%	0.10%	n/a
	UA500 <sup>(9)</sup>	USD	500,000	D	2.00%	3.00%	n/a	0.90%	n/a	n/a
	UAH500 <sup>(6)(9)</sup>	<sup>(6)</sup>	-	D	2.00%	3.00%	n/a	0.90%	0.10%	n/a
	UB <sup>(9)</sup>	USD	n/a	ACC	2.00%	5.00%	n/a	1.50%	n/a	n/a
	UBH <sup>(6)(9)</sup>	CHF	n/a	ACC	2.00%	5.00%	n/a	1.50%	0.10%	n/a
	UBH <sup>(6)(9)</sup>	EUR	n/a	ACC	2.00%	5.00%	n/a	1.50%	0.10%	n/a
	UBH <sup>(6)(9)</sup>	<sup>(6)</sup>	n/a	ACC	2.00%	5.00%	n/a	1.50%	0.10%	n/a
	UB500 <sup>(9)</sup>	USD	500,000	ACC	2.00%	3.00%	n/a	0.90%	n/a	n/a
	UBH500 <sup>(6)(9)</sup>	<sup>(6)</sup>	-	ACC	2.00%	3.00%	n/a	0.90%	0.10%	n/a
	UXA <sup>(17)</sup>	USD	<sup>(17)</sup>	D	2.00%	n/a	n/a	1.15%	n/a	n/a
	UXAH <sup>(6)(17)</sup>	<sup>(6)</sup>	<sup>(17)</sup>	D	2.00%	n/a	n/a	1.15%	0.10%	n/a
	UXB <sup>(17)</sup>	USD	<sup>(17)</sup>	ACC	2.00%	n/a	n/a	1.15%	n/a	n/a
	UXBH <sup>(6)(17)</sup>	<sup>(6)</sup>	<sup>(17)</sup>	ACC	2.00%	n/a	n/a	1.15%	0.10%	n/a
	X1A <sup>(16)</sup>	USD	<sup>(16)</sup>	D	2.00%	5.00%	n/a	1.92%	n/a	n/a
	X1AH <sup>(6)(16)</sup>	<sup>(6)</sup>	<sup>(16)</sup>	D	2.00%	5.00%	n/a	1.92%	0.10%	n/a
	X1AH <sup>(6)(16)</sup>	EUR	<sup>(16)</sup>	D	2.00%	5.00%	n/a	1.92%	0.10%	n/a
	X1B <sup>(16)</sup>	USD	<sup>(16)</sup>	ACC	2.00%	5.00%	n/a	1.92%	n/a	n/a
	X1BH <sup>(6)(16)</sup>	CHF	<sup>(16)</sup>	ACC	2.00%	5.00%	n/a	1.92%	0.10%	n/a
	X1BH <sup>(6)(16)</sup>	EUR	<sup>(16)</sup>	ACC	2.00%	5.00%	n/a	1.92%	0.10%	n/a
	X1BH <sup>(6)(16)</sup>	<sup>(6)</sup>	<sup>(16)</sup>	ACC	2.00%	5.00%	n/a	1.92%	0.10%	n/a
	X2A <sup>(16)</sup>	USD	<sup>(16)</sup>	D	2.00%	5.00%	n/a	1.92%	n/a	n/a
	X2AH <sup>(6)(16)</sup>	<sup>(6)</sup>	<sup>(16)</sup>	D	2.00%	5.00%	n/a	1.92%	0.10%	n/a
	X2AH <sup>(6)(16)</sup>	EUR	<sup>(16)</sup>	D	2.00%	5.00%	n/a	1.92%	0.10%	n/a
	X2B <sup>(16)</sup>	USD	<sup>(16)</sup>	ACC	2.00%	5.00%	n/a	1.92%	n/a	n/a
	X2BH <sup>(6)(16)</sup>	CHF	<sup>(16)</sup>	ACC	2.00%	5.00%	n/a	1.92%	0.10%	n/a
	X2BH <sup>(6)(16)</sup>	EUR	<sup>(16)</sup>	ACC	2.00%	5.00%	n/a	1.92%	0.10%	n/a
	X2BH <sup>(6)(16)</sup>	<sup>(6)</sup>	<sup>(16)</sup>	ACC	2.00%	5.00%	n/a	1.92%	0.10%	n/a
	X3A <sup>(16)</sup>	USD	<sup>(16)</sup>	D	2.00%	5.00%	n/a	1.92%	n/a	n/a
	X3AH <sup>(6)(16)</sup>	<sup>(6)</sup>	<sup>(16)</sup>	D	2.00%	5.00%	n/a	1.92%	0.10%	n/a
	X3AH <sup>(6)(16)</sup>	EUR	<sup>(16)</sup>	D	2.00%	5.00%	n/a	1.92%	0.10%	n/a
	X3B <sup>(16)</sup>	USD	<sup>(16)</sup>	ACC	2.00%	5.00%	n/a	1.92%	n/a	n/a
	X3BH <sup>(6)(16)</sup>	CHF	<sup>(16)</sup>	ACC	2.00%	5.00%	n/a	1.92%	0.10%	n/a
	X3BH <sup>(6)(16)</sup>	EUR	<sup>(16)</sup>	ACC	2.00%	5.00%	n/a	1.92%	0.10%	n/a
	X3BH <sup>(6)(16)</sup>	<sup>(6)</sup>	<sup>(16)</sup>	ACC	2.00%	5.00%	n/a	1.92%	0.10%	n/a
Credit Suisse (Lux) Italy Equity Fund (EUR)	A	EUR	n/a	D	2.00%	5.00%	n/a	1.92%	n/a	n/a
	AP	EUR	n/a	D	2.00%	5.00%	n/a	1.60%	n/a	<sup>(7)</sup>
	AH <sup>(6)</sup>	<sup>(6)</sup>	n/a	D	2.00%	5.00%	n/a	1.92%	0.10%	n/a
	AHP <sup>(6)</sup>	<sup>(6)</sup>	n/a	D	2.00%	5.00%	n/a	1.60%	0.10%	<sup>(7)</sup>
	B	EUR	n/a	ACC	2.00%	5.00%	n/a	1.92%	n/a	n/a
	BP	EUR	n/a	ACC	2.00%	5.00%	n/a	1.60%	n/a	<sup>(7)</sup>
	BH <sup>(6)</sup>	<sup>(6)</sup>	n/a	ACC	2.00%	5.00%	n/a	1.92%	0.10%	n/a
	BHP <sup>(6)</sup>	<sup>(6)</sup>	n/a	ACC	2.00%	5.00%	n/a	1.60%	0.10%	<sup>(7)</sup>
	CA <sup>(12)</sup>	EUR	n/a	D	2.00%	n/a	0.70%	1.92%	n/a	n/a
	CAP <sup>(12)</sup>	EUR	n/a	D	2.00%	n/a	0.70%	1.60%	n/a	<sup>(7)</sup>
	CAH <sup>(6)(12)</sup>	<sup>(6)</sup>	n/a	D	2.00%	n/a	0.70%	1.92%	0.10%	n/a

Subfund (Reference Currency)	Share Class	Currency	Minimum holding	Type of Share <sup>(2)</sup>	Maximum adjustment of the Net Asset Value	Maximum sales charge	Maximum distribution fee (per annum)	Maximum management fee (per annum) <sup>(3)</sup>	Maximum FX hedging fee (per annum) <sup>(15)</sup>	Performance fee
	CAHP <sup>(6)(12)</sup>	<sup>(6)</sup>	n/a	D	2.00%	n/a	0.70%	1.60%	0.10%	<sup>(7)</sup>
	CB <sup>(12)</sup>	EUR	n/a	ACC	2.00%	n/a	0.70%	1.92%	n/a	n/a
	CBP <sup>(12)</sup>	EUR	n/a	ACC	2.00%	n/a	0.70%	1.60%	n/a	<sup>(7)</sup>
	CBH <sup>(6)(12)</sup>	<sup>(6)</sup>	n/a	ACC	2.00%	n/a	0.70%	1.92%	0.10%	n/a
	CBHP <sup>(6)(12)</sup>	<sup>(6)</sup>	n/a	ACC	2.00%	n/a	0.70%	1.60%	0.10%	<sup>(7)</sup>
	DA <sup>(4)</sup>	EUR	n/a	D	2.00%	n/a	n/a	n/a <sup>(5)</sup>	n/a	n/a
	DAP <sup>(4)</sup>	EUR	n/a	D	2.00%	n/a	n/a	n/a <sup>(13)</sup>	n/a	<sup>(7)</sup>
	DAH <sup>(4)(6)</sup>	<sup>(6)</sup>	n/a	D	2.00%	n/a	n/a	n/a <sup>(5)</sup>	n/a	n/a
	DAHP <sup>(4)(6)</sup>	<sup>(6)</sup>	n/a	D	2.00%	n/a	n/a	n/a <sup>(13)</sup>	n/a	<sup>(7)</sup>
	DB <sup>(4)</sup>	EUR	n/a	ACC	2.00%	n/a	n/a	n/a <sup>(5)</sup>	n/a	n/a
	DBP <sup>(4)</sup>	EUR	n/a	ACC	2.00%	n/a	n/a	n/a <sup>(13)</sup>	n/a	<sup>(7)</sup>
	DBH <sup>(4)(6)</sup>	<sup>(6)</sup>	n/a	ACC	2.00%	n/a	n/a	n/a <sup>(5)</sup>	n/a	n/a
	DBHP <sup>(4)(6)</sup>	<sup>(6)</sup>	n/a	ACC	2.00%	n/a	n/a	n/a <sup>(13)</sup>	n/a	<sup>(7)</sup>
	EA <sup>(8)</sup>	EUR	n/a	D	2.00%	3.00%	n/a	0.70%	n/a	n/a
	EAP <sup>(8)</sup>	EUR	n/a	D	2.00%	3.00%	n/a	0.50%	n/a	<sup>(7)</sup>
	EAH <sup>(6)(8)</sup>	<sup>(6)</sup>	n/a	D	2.00%	3.00%	n/a	0.70%	0.10%	n/a
	EAHP <sup>(6)(8)</sup>	<sup>(6)</sup>	n/a	D	2.00%	3.00%	n/a	0.50%	0.10%	<sup>(7)</sup>
	EB <sup>(8)</sup>	EUR	n/a	ACC	2.00%	3.00%	n/a	0.70%	n/a	n/a
	EBP <sup>(8)</sup>	EUR	n/a	ACC	2.00%	3.00%	n/a	0.50%	n/a	<sup>(7)</sup>
	EBH <sup>(6)(8)</sup>	<sup>(6)</sup>	n/a	ACC	2.00%	3.00%	n/a	0.70%	0.10%	n/a
	EBHP <sup>(6)(8)</sup>	<sup>(6)</sup>	n/a	ACC	2.00%	3.00%	n/a	0.50%	0.10%	<sup>(7)</sup>
	IA	EUR	500,000	D	2.00%	3.00%	n/a	0.70%	n/a	n/a
	IAP	EUR	500,000	D	2.00%	3.00%	n/a	0.50%	n/a	<sup>(7)</sup>
	IAH <sup>(6)</sup>	<sup>(6)</sup>	–	D	2.00%	3.00%	n/a	0.70%	0.10%	n/a
	IAHP <sup>(6)</sup>	<sup>(6)</sup>	–	D	2.00%	3.00%	n/a	0.50%	0.10%	<sup>(7)</sup>
	IA25	EUR	25,000,000	D	2.00%	0.50%	n/a	0.60%	n/a	n/a
	IAP25	EUR	25,000,000	D	2.00%	0.50%	n/a	0.50%	n/a	<sup>(7)</sup>
	IAH25 <sup>(6)</sup>	<sup>(6)</sup>	–	D	2.00%	0.50%	n/a	0.60%	0.10%	n/a
	IAHP25 <sup>(6)</sup>	<sup>(6)</sup>	–	D	2.00%	0.50%	n/a	0.50%	0.10%	<sup>(7)</sup>
	IB	EUR	500,000	ACC	2.00%	3.00%	n/a	0.70%	n/a	n/a
	IBP	EUR	500,000	ACC	2.00%	3.00%	n/a	0.50%	n/a	<sup>(7)</sup>
	IBH <sup>(6)</sup>	<sup>(6)</sup>	–	ACC	2.00%	3.00%	n/a	0.70%	0.10%	n/a
	IBHP <sup>(6)</sup>	<sup>(6)</sup>	–	ACC	2.00%	3.00%	n/a	0.50%	0.10%	<sup>(7)</sup>
	IBH <sup>(6)</sup>	CHF	500,000	ACC	2.00%	3.00%	n/a	0.70%	0.10%	n/a
	IBHP <sup>(6)</sup>	CHF	500,000	ACC	2.00%	3.00%	n/a	0.50%	0.10%	<sup>(7)</sup>
	IBH <sup>(6)</sup>	USD	500,000	ACC	2.00%	3.00%	n/a	0.70%	0.10%	n/a
	IBHP <sup>(6)</sup>	USD	500,000	ACC	2.00%	3.00%	n/a	0.50%	0.10%	<sup>(7)</sup>
	IB25	EUR	25,000,000	ACC	2.00%	0.50%	n/a	0.60%	n/a	n/a
	IBP25	EUR	25,000,000	ACC	2.00%	0.50%	n/a	0.50%	n/a	<sup>(7)</sup>
	IBH25 <sup>(6)</sup>	<sup>(6)</sup>	–	ACC	2.00%	0.50%	n/a	0.60%	0.10%	n/a
	IBHP25 <sup>(6)</sup>	<sup>(6)</sup>	–	ACC	2.00%	0.50%	n/a	0.50%	0.10%	<sup>(7)</sup>
	MA <sup>(8)</sup>	EUR	25,000,000	D	2.00%	0.50%	n/a	0.60%	n/a	n/a
	MA <sup>(8)(10)</sup>	<sup>(10)</sup>	–	D	2.00%	0.50%	n/a	0.60%	n/a	n/a
	MAP <sup>(8)</sup>	EUR	25,000,000	D	2.00%	0.50%	n/a	0.40%	n/a	<sup>(7)</sup>
	MAH <sup>(6)(8)</sup>	<sup>(6)</sup>	–	D	2.00%	0.50%	n/a	0.60%	0.10%	n/a
	MAHP <sup>(6)(8)</sup>	<sup>(6)</sup>	–	D	2.00%	0.50%	n/a	0.40%	0.10%	<sup>(7)</sup>
	MB <sup>(8)</sup>	EUR	25,000,000	ACC	2.00%	0.50%	n/a	0.60%	n/a	n/a
	MB <sup>(8)(10)</sup>	<sup>(10)</sup>	–	ACC	2.00%	0.50%	n/a	0.60%	n/a	n/a
	MBP <sup>(8)</sup>	EUR	25,000,000	ACC	2.00%	0.50%	n/a	0.40%	n/a	<sup>(7)</sup>
	MBH <sup>(6)(8)</sup>	<sup>(6)</sup>	–	ACC	2.00%	0.50%	n/a	0.60%	0.10%	n/a
	MBHP <sup>(6)(8)</sup>	<sup>(6)</sup>	–	ACC	2.00%	0.50%	n/a	0.40%	0.10%	<sup>(7)</sup>
	UA <sup>(9)</sup>	EUR	n/a	D	2.00%	5.00%	n/a	1.50%	n/a	n/a
	UAP <sup>(9)</sup>	EUR	n/a	D	2.00%	5.00%	n/a	1.20%	n/a	<sup>(7)</sup>
	UAH <sup>(6)(9)</sup>	<sup>(6)</sup>	n/a	D	2.00%	5.00%	n/a	1.50%	0.10%	n/a
	UAHP <sup>(6)(9)</sup>	<sup>(6)</sup>	n/a	D	2.00%	5.00%	n/a	1.20%	0.10%	<sup>(7)</sup>

Subfund (Reference Currency)	Share Class	Currency	Minimum holding	Type of Share <sup>(2)</sup>	Maximum adjustment of the Net Asset Value	Maximum sales charge	Maximum distribution fee (per annum)	Maximum management fee (per annum) <sup>(3)</sup>	Maximum FX hedging fee (per annum) <sup>(15)</sup>	Performance fee
	UA500 <sup>(9)</sup>	EUR	500,000	D	2.00%	3.00%	n/a	0.70%	n/a	n/a
	UAP500 <sup>(9)</sup>	EUR	500,000	D	2.00%	3.00%	n/a	0.50%	n/a	<sup>(7)</sup>
	UAH500 <sup>(6)(9)</sup>	<sup>(6)</sup>	-	D	2.00%	3.00%	n/a	0.70%	0.10%	n/a
	UAHP500 <sup>(6)(9)</sup>	<sup>(6)</sup>	-	D	2.00%	3.00%	n/a	0.50%	0.10%	<sup>(7)</sup>
	UB <sup>(9)</sup>	EUR	n/a	ACC	2.00%	5.00%	n/a	1.50%	n/a	n/a
	UBP <sup>(9)</sup>	EUR	n/a	ACC	2.00%	5.00%	n/a	1.20%	n/a	<sup>(7)</sup>
	UBH <sup>(6)(9)</sup>	<sup>(6)</sup>	n/a	ACC	2.00%	5.00%	n/a	1.50%	0.10%	n/a
	UBHP <sup>(6)(9)</sup>	<sup>(6)</sup>	n/a	ACC	2.00%	5.00%	n/a	1.20%	0.10%	<sup>(7)</sup>
	UB500 <sup>(9)</sup>	EUR	500,000	ACC	2.00%	3.00%	n/a	0.70%	n/a	n/a
	UBP500 <sup>(9)</sup>	EUR	500,000	ACC	2.00%	3.00%	n/a	1.20%	n/a	<sup>(7)</sup>
	UBH500 <sup>(6)(9)</sup>	<sup>(6)</sup>	-	ACC	2.00%	3.00%	n/a	0.70%	0.10%	n/a
	UBHP500 <sup>(6)(9)</sup>	<sup>(6)</sup>	-	ACC	2.00%	3.00%	n/a	0.50%	0.10%	<sup>(7)</sup>
	UXA <sup>(17)</sup>	EUR	<sup>(17)</sup>	D	2.00%	n/a	n/a	1.15%	n/a	n/a
	UXAH <sup>(6)(17)</sup>	<sup>(6)</sup>	<sup>(17)</sup>	D	2.00%	n/a	n/a	1.15%	0.10%	n/a
	UXAP <sup>(18)</sup>	EUR	<sup>(18)</sup>	D	2.00%	n/a	n/a	0.95%	n/a	<sup>(7)</sup>
	UXAHP <sup>(6)(18)</sup>	<sup>(6)</sup>	<sup>(18)</sup>	D	2.00%	n/a	n/a	0.95%	0.10%	<sup>(7)</sup>
	UXB <sup>(17)</sup>	EUR	<sup>(17)</sup>	ACC	2.00%	n/a	n/a	1.15%	n/a	n/a
	UXBH <sup>(6)(17)</sup>	<sup>(6)</sup>	<sup>(17)</sup>	ACC	2.00%	n/a	n/a	1.15%	0.10%	n/a
	UXBP <sup>(18)</sup>	EUR	<sup>(18)</sup>	ACC	2.00%	n/a	n/a	0.95%	n/a	<sup>(7)</sup>
	UXBHP <sup>(6)(18)</sup>	<sup>(6)</sup>	<sup>(18)</sup>	ACC	2.00%	n/a	n/a	0.95%	0.10%	<sup>(7)</sup>
	X1A <sup>(16)</sup>	EUR	<sup>(16)</sup>	D	2.00%	5.00%	n/a	1.92%	n/a	n/a
	X1AP <sup>(16)</sup>	EUR	<sup>(16)</sup>	D	2.00%	5.00%	n/a	1.60%	n/a	<sup>(7)</sup>
	X1AH <sup>(6)(16)</sup>	<sup>(6)</sup>	<sup>(16)</sup>	D	2.00%	5.00%	n/a	1.92%	0.10%	n/a
	X1AHP <sup>(6)(16)</sup>	<sup>(6)</sup>	<sup>(16)</sup>	D	2.00%	5.00%	n/a	1.60%	0.10%	<sup>(7)</sup>
	X1B <sup>(16)</sup>	EUR	<sup>(16)</sup>	ACC	2.00%	5.00%	n/a	1.92%	n/a	n/a
	X1BP <sup>(16)</sup>	EUR	<sup>(16)</sup>	ACC	2.00%	5.00%	n/a	1.60%	n/a	<sup>(7)</sup>
	X1BH <sup>(6)(16)</sup>	<sup>(6)</sup>	<sup>(16)</sup>	ACC	2.00%	5.00%	n/a	1.92%	0.10%	n/a
	X1BHP <sup>(6)(16)</sup>	<sup>(6)</sup>	<sup>(16)</sup>	ACC	2.00%	5.00%	n/a	1.60%	0.10%	<sup>(7)</sup>
	X2A <sup>(16)</sup>	EUR	<sup>(16)</sup>	D	2.00%	5.00%	n/a	1.92%	n/a	n/a
	X2AP <sup>(16)</sup>	EUR	<sup>(16)</sup>	D	2.00%	5.00%	n/a	1.60%	n/a	<sup>(7)</sup>
	X2AH <sup>(6)(16)</sup>	<sup>(6)</sup>	<sup>(16)</sup>	D	2.00%	5.00%	n/a	1.92%	0.10%	n/a
	X2AHP <sup>(6)(16)</sup>	<sup>(6)</sup>	<sup>(16)</sup>	D	2.00%	5.00%	n/a	1.60%	0.10%	<sup>(7)</sup>
	X2B <sup>(16)</sup>	EUR	<sup>(16)</sup>	ACC	2.00%	5.00%	n/a	1.92%	n/a	n/a
	X2BP <sup>(16)</sup>	EUR	<sup>(16)</sup>	ACC	2.00%	5.00%	n/a	1.60%	n/a	<sup>(7)</sup>
	X2BH <sup>(6)(16)</sup>	<sup>(6)</sup>	<sup>(16)</sup>	ACC	2.00%	5.00%	n/a	1.92%	0.10%	n/a
	X2BHP <sup>(6)(16)</sup>	<sup>(6)</sup>	<sup>(16)</sup>	ACC	2.00%	5.00%	n/a	1.60%	0.10%	<sup>(7)</sup>
	X3A <sup>(16)</sup>	EUR	<sup>(16)</sup>	D	2.00%	5.00%	n/a	1.92%	n/a	n/a
	X3AP <sup>(16)</sup>	EUR	<sup>(16)</sup>	D	2.00%	5.00%	n/a	1.60%	n/a	<sup>(7)</sup>
	X3AH <sup>(6)(16)</sup>	<sup>(6)</sup>	<sup>(16)</sup>	D	2.00%	5.00%	n/a	1.92%	0.10%	n/a
	X3AHP <sup>(6)(16)</sup>	<sup>(6)</sup>	<sup>(16)</sup>	D	2.00%	5.00%	n/a	1.60%	0.10%	<sup>(7)</sup>
	X3B <sup>(16)</sup>	EUR	<sup>(16)</sup>	ACC	2.00%	5.00%	n/a	1.92%	n/a	n/a
	X3BP <sup>(16)</sup>	EUR	<sup>(16)</sup>	ACC	2.00%	5.00%	n/a	1.60%	n/a	<sup>(7)</sup>
	X3BH <sup>(6)(16)</sup>	<sup>(6)</sup>	<sup>(16)</sup>	ACC	2.00%	5.00%	n/a	1.92%	0.10%	n/a
	X3BHP <sup>(6)(16)</sup>	<sup>(6)</sup>	<sup>(16)</sup>	ACC	2.00%	5.00%	n/a	1.60%	0.10%	<sup>(7)</sup>
Credit Suisse (Lux)	A	USD	n/a	D	2.00%	5.00%	n/a	1.92%	n/a	n/a
Digital Health Equity	A	<sup>(10)</sup>	n/a	D	2.00%	5.00%	n/a	1.92%	n/a	n/a
Fund	AH <sup>(6)</sup>	EUR	n/a	D	2.00%	5.00%	n/a	1.92%	0.10%	n/a
(USD)	AH <sup>(6)</sup>	<sup>(6)</sup>	n/a	D	2.00%	5.00%	n/a	1.92%	0.10%	n/a
	AP	USD	n/a	D	2.00%	5.00%	n/a	1.60%	n/a	<sup>(7)</sup>
	AP	<sup>(10)</sup>	n/a	D	2.00%	5.00%	n/a	1.60%	n/a	<sup>(7)</sup>
	AHP <sup>(6)</sup>	EUR	n/a	D	2.00%	5.00%	n/a	1.60%	0.10%	<sup>(7)</sup>
	AHP <sup>(6)</sup>	<sup>(6)</sup>	n/a	D	2.00%	5.00%	n/a	1.60%	0.10%	<sup>(7)</sup>
	B	USD	n/a	ACC	2.00%	5.00%	n/a	1.92%	n/a	n/a
	B	<sup>(10)</sup>	n/a	ACC	2.00%	5.00%	n/a	1.92%	n/a	n/a
	BH <sup>(6)</sup>	EUR	n/a	ACC	2.00%	5.00%	n/a	1.92%	0.10%	n/a



Subfund (Reference Currency)	Share Class	Currency	Minimum holding	Type of Share <sup>(2)</sup>	Maximum adjustment of the Net Asset Value	Maximum sales charge	Maximum distribution fee (per annum)	Maximum management fee (per annum) <sup>(3)</sup>	Maximum FX hedging fee (per annum) <sup>(15)</sup>	Performance fee
	BH <sup>(6)</sup>	CHF	n/a	ACC	2.00%	5.00%	n/a	1.92%	0.10%	n/a
	BH <sup>(6)</sup>	<sup>(6)</sup>	n/a	ACC	2.00%	5.00%	n/a	1.92%	0.10%	n/a
	BP	USD	n/a	ACC	2.00%	5.00%	n/a	1.60%	n/a	<sup>(7)</sup>
	BP	<sup>(10)</sup>	n/a	ACC	2.00%	5.00%	n/a	1.60%	n/a	<sup>(7)</sup>
	BHP <sup>(6)</sup>	EUR	n/a	ACC	2.00%	5.00%	n/a	1.60%	0.10%	<sup>(7)</sup>
	BHP <sup>(6)</sup>	CHF	n/a	ACC	2.00%	5.00%	n/a	1.60%	0.10%	<sup>(7)</sup>
	BHP <sup>(6)</sup>	<sup>(6)</sup>	n/a	ACC	2.00%	5.00%	n/a	1.60%	0.10%	<sup>(7)</sup>
	CA <sup>(12)</sup>	USD	n/a	D	2.00%	n/a	0.70%	1.92%	n/a	n/a
	CA <sup>(6)</sup> <sup>(12)</sup>	<sup>(6)</sup>	n/a	D	2.00%	n/a	0.70%	1.92%	n/a	n/a
	CAH <sup>(6)</sup> <sup>(12)</sup>	<sup>(6)</sup>	n/a	D	2.00%	n/a	0.70%	1.92%	0.10%	n/a
	CAH <sup>(6)</sup> <sup>(12)</sup>	EUR	n/a	D	2.00%	n/a	0.70%	1.92%	0.10%	n/a
	CAH <sup>(6)</sup> <sup>(12)</sup>	CHF	n/a	D	2.00%	n/a	0.70%	1.92%	0.10%	n/a
	CAP <sup>(12)</sup>	USD	n/a	D	2.00%	n/a	0.70%	1.60%	n/a	<sup>(7)</sup>
	CAP <sup>(10)</sup> <sup>(12)</sup>	<sup>(10)</sup>	n/a	D	2.00%	n/a	0.70%	1.60%	n/a	<sup>(7)</sup>
	CAHP <sup>(6)</sup> <sup>(12)</sup>	<sup>(6)</sup>	n/a	D	2.00%	n/a	0.70%	1.60%	0.10%	<sup>(7)</sup>
	CAHP <sup>(6)</sup> <sup>(12)</sup>	EUR	n/a	D	2.00%	n/a	0.70%	1.60%	0.10%	<sup>(7)</sup>
	CAHP <sup>(6)</sup> <sup>(12)</sup>	CHF	n/a	D	2.00%	n/a	0.70%	1.60%	0.10%	<sup>(7)</sup>
	CB <sup>(12)</sup>	USD	n/a	ACC	2.00%	n/a	0.70%	1.92%	n/a	n/a
	CB <sup>(6)</sup> <sup>(12)</sup>	<sup>(6)</sup>	n/a	ACC	2.00%	n/a	0.70%	1.92%	n/a	n/a
	CBH <sup>(6)</sup> <sup>(12)</sup>	<sup>(6)</sup>	n/a	ACC	2.00%	n/a	0.70%	1.92%	0.10%	n/a
	CBH <sup>(6)</sup> <sup>(12)</sup>	EUR	n/a	ACC	2.00%	n/a	0.70%	1.92%	0.10%	n/a
	CBH <sup>(6)</sup> <sup>(12)</sup>	CHF	n/a	ACC	2.00%	n/a	0.70%	1.92%	0.10%	n/a
	CBP <sup>(12)</sup>	USD	n/a	ACC	2.00%	n/a	0.70%	1.60%	n/a	<sup>(7)</sup>
	CBP <sup>(10)</sup> <sup>(12)</sup>	<sup>(10)</sup>	n/a	ACC	2.00%	n/a	0.70%	1.60%	n/a	<sup>(7)</sup>
	CBHP <sup>(6)</sup> <sup>(12)</sup>	<sup>(6)</sup>	n/a	ACC	2.00%	n/a	0.70%	1.60%	0.10%	<sup>(7)</sup>
	CBHP <sup>(6)</sup> <sup>(12)</sup>	EUR	n/a	ACC	2.00%	n/a	0.70%	1.60%	0.10%	<sup>(7)</sup>
	CBHP <sup>(6)</sup> <sup>(12)</sup>	CHF	n/a	ACC	2.00%	n/a	0.70%	1.60%	0.10%	<sup>(7)</sup>
	DA <sup>(4)</sup>	USD	n/a	D	2.00%	n/a	n/a	n/a <sup>(5)</sup>	n/a	n/a
	DAH <sup>(4)</sup> <sup>(6)</sup>	<sup>(6)</sup>	n/a	D	2.00%	n/a	n/a	n/a <sup>(5)</sup>	n/a	n/a
	DAP <sup>(4)</sup> <sup>(13)</sup>	USD	n/a	D	2.00%	n/a	n/a	n/a <sup>(13)</sup>	n/a	<sup>(7)</sup>
	DAH <sup>(4)</sup> <sup>(6)</sup> <sup>(13)</sup>	<sup>(6)</sup>	n/a	D	2.00%	n/a	n/a	n/a <sup>(13)</sup>	n/a	<sup>(7)</sup>
	DB <sup>(4)</sup>	USD	n/a	ACC	2.00%	n/a	n/a	n/a <sup>(5)</sup>	n/a	n/a
	DBH <sup>(4)</sup> <sup>(6)</sup>	<sup>(6)</sup>	n/a	ACC	2.00%	n/a	n/a	n/a <sup>(5)</sup>	n/a	n/a
	DBP <sup>(4)</sup> <sup>(13)</sup>	USD	n/a	ACC	2.00%	n/a	n/a	n/a <sup>(13)</sup>	n/a	<sup>(7)</sup>
	DBHP <sup>(4)</sup> <sup>(6)</sup> <sup>(13)</sup>	<sup>(6)</sup>	n/a	ACC	2.00%	n/a	n/a	n/a <sup>(13)</sup>	n/a	<sup>(7)</sup>
	EA <sup>(6)</sup>	USD	n/a	D	2.00%	3.00%	n/a	0.90%	n/a	n/a
	EA <sup>(8)</sup> <sup>(10)</sup>	<sup>(10)</sup>	n/a	D	2.00%	3.00%	n/a	0.90%	n/a	n/a
	EAH <sup>(6)</sup> <sup>(8)</sup>	<sup>(6)</sup>	n/a	D	2.00%	3.00%	n/a	0.90%	0.10%	n/a
	EAP <sup>(8)</sup>	USD	n/a	D	2.00%	3.00%	n/a	0.70%	n/a	<sup>(7)</sup>
	EAP <sup>(8)</sup> <sup>(10)</sup>	<sup>(10)</sup>	n/a	D	2.00%	3.00%	n/a	0.70%	n/a	<sup>(7)</sup>
	EAHP <sup>(6)</sup> <sup>(8)</sup>	<sup>(6)</sup>	n/a	D	2.00%	3.00%	n/a	0.70%	0.10%	<sup>(7)</sup>
	EB <sup>(6)</sup>	USD	n/a	ACC	2.00%	3.00%	n/a	0.90%	n/a	n/a
	EB <sup>(6)</sup>	JPY	n/a	ACC	2.00%	3.00%	n/a	0.90%	n/a	n/a
	EB <sup>(8)</sup> <sup>(10)</sup>	<sup>(10)</sup>	n/a	ACC	2.00%	3.00%	n/a	0.90%	n/a	n/a
	EBH <sup>(6)</sup> <sup>(8)</sup>	<sup>(6)</sup>	n/a	ACC	2.00%	3.00%	n/a	0.90%	0.10%	n/a
	EBH <sup>(6)</sup> <sup>(8)</sup>	EUR	n/a	ACC	2.00%	3.00%	n/a	0.90%	0.10%	n/a
	EBP <sup>(8)</sup>	USD	n/a	ACC	2.00%	3.00%	n/a	0.70%	n/a	<sup>(7)</sup>
	EBP <sup>(8)</sup> <sup>(10)</sup>	<sup>(10)</sup>	n/a	ACC	2.00%	3.00%	n/a	0.70%	n/a	<sup>(7)</sup>
	EBHP <sup>(6)</sup> <sup>(8)</sup>	<sup>(6)</sup>	n/a	ACC	2.00%	3.00%	n/a	0.70%	0.10%	<sup>(7)</sup>
	EBHP <sup>(6)</sup> <sup>(8)</sup>	EUR	n/a	ACC	2.00%	3.00%	n/a	0.70%	0.10%	<sup>(7)</sup>
	IA	USD	500,000	D	2.00%	3.00%	n/a	0.90%	n/a	n/a
	IA <sup>(10)</sup>	<sup>(10)</sup>	–	D	2.00%	3.00%	n/a	0.90%	n/a	n/a
	IAH <sup>(6)</sup>	<sup>(6)</sup>	–	D	2.00%	3.00%	n/a	0.90%	0.10%	n/a
	IAP	USD	500,000	D	2.00%	3.00%	n/a	0.70%	n/a	<sup>(7)</sup>
	IAP <sup>(10)</sup>	<sup>(10)</sup>	–	D	2.00%	3.00%	n/a	0.70%	n/a	<sup>(7)</sup>

Subfund (Reference Currency)	Share Class	Currency	Minimum holding	Type of Share <sup>(2)</sup>	Maximum adjustment of the Net Asset Value	Maximum sales charge	Maximum distribution fee (per annum)	Maximum management fee (per annum) <sup>(3)</sup>	Maximum FX hedging fee (per annum) <sup>(15)</sup>	Performance fee
	IAHP <sup>(6)</sup>	<sup>(6)</sup>	–	D	2.00%	3.00%	n/a	0.70%	0.10%	<sup>(7)</sup>
	IA25	USD	25,000,000	D	2.00%	1.00%	n/a	0.70%	n/a	n/a
	IAH25 <sup>(6)</sup>	<sup>(6)</sup>	–	D	2.00%	1.00%	n/a	0.70%	0.10%	n/a
	IAP25	USD	25,000,000	D	2.00%	1.00%	n/a	0.70%	n/a	<sup>(7)</sup>
	IAHP25 <sup>(6)</sup>	<sup>(6)</sup>	–	D	2.00%	1.00%	n/a	0.70%	0.10%	<sup>(7)</sup>
	IB	USD	500,000	ACC	2.00%	3.00%	n/a	0.90%	n/a	n/a
	IB <sup>(10)</sup>	<sup>(10)</sup>	–	ACC	2.00%	3.00%	n/a	0.90%	n/a	n/a
	IBH <sup>(6)</sup>	CHF	500,000	ACC	2.00%	3.00%	n/a	0.90%	0.10%	n/a
	IBH <sup>(6)</sup>	EUR	500,000	ACC	2.00%	3.00%	n/a	0.90%	0.10%	n/a
	IBH <sup>(6)</sup>	<sup>(6)</sup>	–	ACC	2.00%	3.00%	n/a	0.90%	0.10%	n/a
	IBP	USD	500,000	ACC	2.00%	3.00%	n/a	0.70%	n/a	<sup>(7)</sup>
	IBP <sup>(10)</sup>	<sup>(10)</sup>	–	ACC	2.00%	3.00%	n/a	0.70%	n/a	<sup>(7)</sup>
	IBHP <sup>(6)</sup>	CHF	500,000	ACC	2.00%	3.00%	n/a	0.70%	0.10%	<sup>(7)</sup>
	IBHP <sup>(6)</sup>	EUR	500,000	ACC	2.00%	3.00%	n/a	0.70%	0.10%	<sup>(7)</sup>
	IBHP <sup>(6)</sup>	<sup>(6)</sup>	–	ACC	2.00%	3.00%	n/a	0.70%	0.10%	<sup>(7)</sup>
	IB25	USD	25,000,000	ACC	2.00%	1.00%	n/a	0.70%	n/a	n/a
	IBH25 <sup>(6)</sup>	<sup>(6)</sup>	–	ACC	2.00%	1.00%	n/a	0.70%	0.10%	n/a
	IBP25	USD	25,000,000	ACC	2.00%	1.00%	n/a	0.60%	n/a	<sup>(7)</sup>
	IBHP25 <sup>(6)</sup>	<sup>(6)</sup>	–	ACC	2.00%	1.00%	n/a	0.60%	0.10%	<sup>(7)</sup>
	MA <sup>(8)</sup>	USD	25,000,000	D	2.00%	1.00%	n/a	0.70%	n/a	n/a
	MA <sup>(8)(10)</sup>	<sup>(10)</sup>	–	D	2.00%	1.00%	n/a	0.70%	n/a	n/a
	MAH <sup>(6)(8)</sup>	CHF	25,000,000	D	2.00%	1.00%	n/a	0.70%	0.10%	n/a
	MAH <sup>(6)(8)</sup>	EUR	25,000,000	D	2.00%	1.00%	n/a	0.70%	0.10%	n/a
	MAH <sup>(6)(8)</sup>	<sup>(6)</sup>	–	D	2.00%	1.00%	n/a	0.70%	0.10%	n/a
	MAP <sup>(8)</sup>	USD	25,000,000	D	2.00%	1.00%	n/a	0.60%	n/a	<sup>(7)</sup>
	MAHP <sup>(6)(8)</sup>	CHF	25,000,000	D	2.00%	1.00%	n/a	0.60%	0.10%	<sup>(7)</sup>
	MAHP <sup>(6)(8)</sup>	EUR	25,000,000	D	2.00%	1.00%	n/a	0.60%	0.10%	<sup>(7)</sup>
	MAHP <sup>(6)(8)</sup>	<sup>(6)</sup>	–	D	2.00%	1.00%	n/a	0.60%	0.10%	<sup>(7)</sup>
	MB <sup>(6)</sup>	USD	25,000,000	ACC	2.00%	1.00%	n/a	0.70%	n/a	n/a
	MB <sup>(6)</sup>	JPY	2,500,000,000	ACC	2.00%	1.00%	n/a	0.70%	n/a	n/a
	MB <sup>(8)(10)</sup>	<sup>(10)</sup>	–	ACC	2.00%	1.00%	n/a	0.70%	n/a	n/a
	MBH <sup>(6)(8)</sup>	CHF	25,000,000	ACC	2.00%	1.00%	n/a	0.70%	0.10%	n/a
	MBH <sup>(6)(8)</sup>	EUR	25,000,000	ACC	2.00%	1.00%	n/a	0.70%	0.10%	n/a
	MBH <sup>(6)(8)</sup>	<sup>(6)</sup>	–	ACC	2.00%	1.00%	n/a	0.70%	0.10%	n/a
	MBP <sup>(6)</sup>	USD	25,000,000	ACC	2.00%	1.00%	n/a	0.60%	n/a	<sup>(7)</sup>
	MBHP <sup>(6)(8)</sup>	CHF	25,000,000	ACC	2.00%	1.00%	n/a	0.60%	0.10%	<sup>(7)</sup>
	MBHP <sup>(6)(8)</sup>	EUR	25,000,000	ACC	2.00%	1.00%	n/a	0.60%	0.10%	<sup>(7)</sup>
	MBHP <sup>(6)(8)</sup>	<sup>(6)</sup>	–	ACC	2.00%	1.00%	n/a	0.60%	0.10%	<sup>(7)</sup>
	SA <sup>(11)</sup>	USD	n/a	D	2.00%	1.00%	n/a	0.80%	n/a	n/a
	SAH <sup>(6)(11)</sup>	CHF	n/a	D	2.00%	1.00%	n/a	0.80%	0.10%	n/a
	SAH <sup>(6)(11)</sup>	EUR	n/a	D	2.00%	1.00%	n/a	0.80%	0.10%	n/a
	SAH <sup>(6)(11)</sup>	<sup>(6)</sup>	n/a	D	2.00%	1.00%	n/a	0.80%	0.10%	n/a
	SAP <sup>(11)</sup>	USD	n/a	D	2.00%	1.00%	n/a	0.60%	n/a	<sup>(7)</sup>
	SAHP <sup>(6)(11)</sup>	CHF	n/a	D	2.00%	1.00%	n/a	0.60%	0.10%	<sup>(7)</sup>
	SAHP <sup>(6)(11)</sup>	EUR	n/a	D	2.00%	1.00%	n/a	0.60%	0.10%	<sup>(7)</sup>
	SAHP <sup>(6)(11)</sup>	<sup>(6)</sup>	n/a	D	2.00%	1.00%	n/a	0.60%	0.10%	<sup>(7)</sup>
	SB <sup>(11)</sup>	USD	n/a	ACC	2.00%	1.00%	n/a	0.80%	n/a	n/a
	SBH <sup>(6)(11)</sup>	CHF	n/a	ACC	2.00%	1.00%	n/a	0.80%	0.10%	n/a
	SBH <sup>(6)(11)</sup>	EUR	n/a	ACC	2.00%	1.00%	n/a	0.80%	0.10%	n/a
	SBH <sup>(6)(11)</sup>	<sup>(6)</sup>	n/a	ACC	2.00%	1.00%	n/a	0.80%	0.10%	n/a
	SBP <sup>(11)</sup>	USD	n/a	ACC	2.00%	1.00%	n/a	0.60%	n/a	<sup>(7)</sup>
	SBHP <sup>(6)(11)</sup>	CHF	n/a	ACC	2.00%	1.00%	n/a	0.60%	0.10%	<sup>(7)</sup>
	SBHP <sup>(6)(11)</sup>	EUR	n/a	ACC	2.00%	1.00%	n/a	0.60%	0.10%	<sup>(7)</sup>
	SBHP <sup>(6)(11)</sup>	<sup>(6)</sup>	n/a	ACC	2.00%	1.00%	n/a	0.60%	0.10%	<sup>(7)</sup>

Subfund (Reference Currency)	Share Class	Currency	Minimum holding	Type of Share <sup>(2)</sup>	Maximum adjustment of the Net Asset Value	Maximum sales charge	Maximum distribution fee (per annum)	Maximum management fee (per annum) <sup>(3)</sup>	Maximum FX hedging fee (per annum) <sup>(15)</sup>	Performance fee
	UA <sup>(9)</sup>	USD	n/a	D	2.00%	5.00%	n/a	1.50%	n/a	n/a
	UA <sup>(9)(10)</sup>	<sup>(10)</sup>	n/a	D	2.00%	5.00%	n/a	1.50%	n/a	n/a
	UAH <sup>(6)(9)</sup>	<sup>(6)</sup>	n/a	D	2.00%	5.00%	n/a	1.50%	0.10%	n/a
	UAP <sup>(9)</sup>	USD	n/a	D	2.00%	5.00%	n/a	1.20%	n/a	<sup>(7)</sup>
	UAP <sup>(9)(10)</sup>	<sup>(10)</sup>	n/a	D	2.00%	5.00%	n/a	1.20%	n/a	<sup>(7)</sup>
	UAHP <sup>(6)(9)</sup>	<sup>(6)</sup>	n/a	D	2.00%	5.00%	n/a	1.20%	0.10%	<sup>(7)</sup>
	UA500 <sup>(9)</sup>	USD	500,000	D	2.00%	3.00%	n/a	0.90%	n/a	n/a
	UAH500 <sup>(6)(9)</sup>	<sup>(6)</sup>	-	D	2.00%	3.00%	n/a	0.90%	0.10%	n/a
	UAP500 <sup>(9)</sup>	USD	500,000	D	2.00%	3.00%	n/a	0.70%	n/a	<sup>(7)</sup>
	UAHP500 <sup>(6)(9)</sup>	<sup>(6)</sup>	-	D	2.00%	3.00%	n/a	0.70%	0.10%	<sup>(7)</sup>
	UB <sup>(9)</sup>	USD	n/a	ACC	2.00%	5.00%	n/a	1.50%	n/a	n/a
	UB <sup>(9)(10)</sup>	<sup>(10)</sup>	n/a	ACC	2.00%	5.00%	n/a	1.50%	n/a	n/a
	UBH <sup>(6)(9)</sup>	<sup>(6)</sup>	n/a	ACC	2.00%	5.00%	n/a	1.50%	0.10%	n/a
	UBH <sup>(6)(9)</sup>	EUR	n/a	ACC	2.00%	5.00%	n/a	1.50%	0.10%	n/a
	UBH <sup>(6)(9)</sup>	CHF	n/a	ACC	2.00%	5.00%	n/a	1.50%	0.10%	n/a
	UBP <sup>(9)</sup>	USD	n/a	ACC	2.00%	5.00%	n/a	1.20%	n/a	<sup>(7)</sup>
	UBP <sup>(9)(10)</sup>	<sup>(10)</sup>	n/a	ACC	2.00%	5.00%	n/a	1.20%	n/a	<sup>(7)</sup>
	UBHP <sup>(6)(9)</sup>	<sup>(6)</sup>	n/a	ACC	2.00%	5.00%	n/a	1.20%	0.10%	<sup>(7)</sup>
	UBHP <sup>(6)(9)</sup>	EUR	n/a	ACC	2.00%	5.00%	n/a	1.20%	0.10%	<sup>(7)</sup>
	UBHP <sup>(6)(9)</sup>	CHF	n/a	ACC	2.00%	5.00%	n/a	1.20%	0.10%	<sup>(7)</sup>
	UB500 <sup>(9)</sup>	USD	500,000	ACC	2.00%	3.00%	n/a	0.90%	n/a	n/a
	UBH500 <sup>(6)(9)</sup>	<sup>(6)</sup>	-	ACC	2.00%	3.00%	n/a	0.90%	0.10%	n/a
	UBP500 <sup>(9)</sup>	<sup>(6)</sup>	500,000	ACC	2.00%	3.00%	n/a	0.70%	n/a	<sup>(7)</sup>
	UBHP500 <sup>(6)(9)</sup>	<sup>(6)</sup>	-	ACC	2.00%	3.00%	n/a	0.70%	0.10%	<sup>(7)</sup>
	UXA <sup>(17)</sup>	USD	<sup>(17)</sup>	D	2.00%	n/a	n/a	1.15%	n/a	n/a
	UXAH <sup>(6)(17)</sup>	<sup>(6)</sup>	<sup>(17)</sup>	D	2.00%	n/a	n/a	1.15%	0.10%	n/a
	UXAP <sup>(18)</sup>	USD	<sup>(18)</sup>	D	2.00%	n/a	n/a	0.95%	n/a	<sup>(7)</sup>
	UXAHP <sup>(6)(18)</sup>	<sup>(6)</sup>	<sup>(18)</sup>	D	2.00%	n/a	n/a	0.95%	0.10%	<sup>(7)</sup>
	UXB <sup>(17)</sup>	USD	<sup>(17)</sup>	ACC	2.00%	n/a	n/a	1.15%	n/a	n/a
	UXBH <sup>(6)(17)</sup>	<sup>(6)</sup>	<sup>(17)</sup>	ACC	2.00%	n/a	n/a	1.15%	0.10%	n/a
	UXBP <sup>(18)</sup>	USD	<sup>(18)</sup>	ACC	2.00%	n/a	n/a	0.95%	n/a	<sup>(7)</sup>
	UXBHP <sup>(6)(18)</sup>	<sup>(6)</sup>	<sup>(18)</sup>	ACC	2.00%	n/a	n/a	0.95%	0.10%	<sup>(7)</sup>
	X1A <sup>(16)</sup>	USD	<sup>(16)</sup>	D	2.00%	5.00%	n/a	1.92%	n/a	n/a
	X1A <sup>(16)</sup>	<sup>(10)</sup>	<sup>(16)</sup>	D	2.00%	5.00%	n/a	1.92%	n/a	n/a
	X1AH <sup>(6)(16)</sup>	EUR	<sup>(16)</sup>	D	2.00%	5.00%	n/a	1.92%	0.10%	n/a
	X1AH <sup>(6)(16)</sup>	<sup>(6)</sup>	<sup>(16)</sup>	D	2.00%	5.00%	n/a	1.92%	0.10%	n/a
	X1AP <sup>(16)</sup>	USD	<sup>(16)</sup>	D	2.00%	5.00%	n/a	1.60%	n/a	<sup>(7)</sup>
	X1AP <sup>(16)</sup>	<sup>(10)</sup>	<sup>(16)</sup>	D	2.00%	5.00%	n/a	1.60%	n/a	<sup>(7)</sup>
	X1AHP <sup>(6)(16)</sup>	EUR	<sup>(16)</sup>	D	2.00%	5.00%	n/a	1.60%	0.10%	<sup>(7)</sup>
	X1AHP <sup>(6)(16)</sup>	<sup>(6)</sup>	<sup>(16)</sup>	D	2.00%	5.00%	n/a	1.60%	0.10%	<sup>(7)</sup>
	X1B <sup>(16)</sup>	USD	<sup>(16)</sup>	ACC	2.00%	5.00%	n/a	0.90%	n/a	n/a
	X1B <sup>(16)</sup>	<sup>(10)</sup>	<sup>(16)</sup>	ACC	2.00%	5.00%	n/a	1.92%	n/a	n/a
	X1BH <sup>(6)(16)</sup>	EUR	<sup>(16)</sup>	ACC	2.00%	5.00%	n/a	0.90%	0.10%	n/a
	X1BH <sup>(6)(16)</sup>	CHF	<sup>(16)</sup>	ACC	2.00%	5.00%	n/a	0.90%	0.10%	n/a
	X1BH <sup>(6)(16)</sup>	GBP	<sup>(16)</sup>	ACC	2.00%	5.00%	n/a	0.90%	0.10%	n/a
	X1BH <sup>(6)(16)</sup>	<sup>(6)</sup>	<sup>(16)</sup>	ACC	2.00%	5.00%	n/a	1.92%	0.10%	n/a
	X1BP <sup>(16)</sup>	USD	<sup>(16)</sup>	ACC	2.00%	5.00%	n/a	1.60%	n/a	<sup>(7)</sup>
	X1BP <sup>(16)</sup>	<sup>(10)</sup>	<sup>(16)</sup>	ACC	2.00%	5.00%	n/a	1.60%	n/a	<sup>(7)</sup>
	X1BHP <sup>(6)(16)</sup>	EUR	<sup>(16)</sup>	ACC	2.00%	5.00%	n/a	1.60%	0.10%	<sup>(7)</sup>
	X1BHP <sup>(6)(16)</sup>	CHF	<sup>(16)</sup>	ACC	2.00%	5.00%	n/a	1.60%	0.10%	<sup>(7)</sup>
	X1BHP <sup>(6)(16)</sup>	<sup>(6)</sup>	<sup>(16)</sup>	ACC	2.00%	5.00%	n/a	1.60%	0.10%	<sup>(7)</sup>
	X2A <sup>(16)</sup>	USD	<sup>(16)</sup>	D	2.00%	5.00%	n/a	1.92%	n/a	n/a
	X2A <sup>(16)</sup>	<sup>(10)</sup>	<sup>(16)</sup>	D	2.00%	5.00%	n/a	1.92%	n/a	n/a
	X2AH <sup>(6)(16)</sup>	EUR	<sup>(16)</sup>	D	2.00%	5.00%	n/a	1.92%	0.10%	n/a
	X2AH <sup>(6)(16)</sup>	<sup>(6)</sup>	<sup>(16)</sup>	D	2.00%	5.00%	n/a	1.92%	0.10%	n/a

Subfund (Reference Currency)	Share Class	Currency	Minimum holding	Type of Share <sup>(2)</sup>	Maximum adjustment of the Net Asset Value	Maximum sales charge	Maximum distribution fee (per annum)	Maximum management fee (per annum) <sup>(3)</sup>	Maximum FX hedging fee (per annum) <sup>(15)</sup>	Performance fee
	X2AP <sup>(16)</sup>	USD	<sup>(16)</sup>	D	2.00%	5.00%	n/a	1.60%	n/a	<sup>(7)</sup>
	X2AP <sup>(16)</sup>	<sup>(10)</sup>	<sup>(16)</sup>	D	2.00%	5.00%	n/a	1.60%	n/a	<sup>(7)</sup>
	X2AHP <sup>(6)(16)</sup>	EUR	<sup>(16)</sup>	D	2.00%	5.00%	n/a	1.60%	0.10%	<sup>(7)</sup>
	X2AHP <sup>(6)(16)</sup>	<sup>(6)</sup>	<sup>(16)</sup>	D	2.00%	5.00%	n/a	1.60%	0.10%	<sup>(7)</sup>
	X2B <sup>(16)</sup>	USD	<sup>(16)</sup>	ACC	2.00%	5.00%	n/a	1.92%	n/a	n/a
	X2B <sup>(16)</sup>	<sup>(10)</sup>	<sup>(16)</sup>	ACC	2.00%	5.00%	n/a	1.92%	n/a	n/a
	X2BH <sup>(6)(16)</sup>	EUR	<sup>(16)</sup>	ACC	2.00%	5.00%	n/a	1.92%	0.10%	n/a
	X2BH <sup>(6)(16)</sup>	CHF	<sup>(16)</sup>	ACC	2.00%	5.00%	n/a	1.92%	0.10%	n/a
	X2BH <sup>(6)(16)</sup>	<sup>(6)</sup>	<sup>(16)</sup>	ACC	2.00%	5.00%	n/a	1.92%	0.10%	n/a
	X2BP <sup>(16)</sup>	USD	<sup>(16)</sup>	ACC	2.00%	5.00%	n/a	1.60%	n/a	<sup>(7)</sup>
	X2BP <sup>(16)</sup>	<sup>(10)</sup>	<sup>(16)</sup>	ACC	2.00%	5.00%	n/a	1.60%	n/a	<sup>(7)</sup>
	X2BHP <sup>(6)(16)</sup>	EUR	<sup>(16)</sup>	ACC	2.00%	5.00%	n/a	1.60%	0.10%	<sup>(7)</sup>
	X2BHP <sup>(6)(16)</sup>	CHF	<sup>(16)</sup>	ACC	2.00%	5.00%	n/a	1.60%	0.10%	<sup>(7)</sup>
	X2BHP <sup>(6)(16)</sup>	<sup>(6)</sup>	<sup>(16)</sup>	ACC	2.00%	5.00%	n/a	1.60%	0.10%	<sup>(7)</sup>
	X3A <sup>(16)</sup>	USD	<sup>(16)</sup>	D	2.00%	5.00%	n/a	1.92%	n/a	n/a
	X3A <sup>(16)</sup>	<sup>(10)</sup>	<sup>(16)</sup>	D	2.00%	5.00%	n/a	1.92%	n/a	n/a
	X3AH <sup>(6)(16)</sup>	EUR	<sup>(16)</sup>	D	2.00%	5.00%	n/a	1.92%	0.10%	n/a
	X3AH <sup>(6)(16)</sup>	<sup>(6)</sup>	<sup>(16)</sup>	D	2.00%	5.00%	n/a	1.92%	0.10%	n/a
	X3AP <sup>(16)</sup>	USD	<sup>(16)</sup>	D	2.00%	5.00%	n/a	1.60%	n/a	<sup>(7)</sup>
	X3AP <sup>(16)</sup>	<sup>(10)</sup>	<sup>(16)</sup>	D	2.00%	5.00%	n/a	1.60%	n/a	<sup>(7)</sup>
	X3AHP <sup>(6)(16)</sup>	EUR	<sup>(16)</sup>	D	2.00%	5.00%	n/a	1.60%	0.10%	<sup>(7)</sup>
	X3AHP <sup>(6)(16)</sup>	<sup>(6)</sup>	<sup>(16)</sup>	D	2.00%	5.00%	n/a	1.60%	0.10%	<sup>(7)</sup>
	X3B <sup>(16)</sup>	USD	<sup>(16)</sup>	ACC	2.00%	5.00%	n/a	1.92%	n/a	n/a
	X3B <sup>(16)</sup>	<sup>(10)</sup>	<sup>(16)</sup>	ACC	2.00%	5.00%	n/a	1.92%	n/a	n/a
	X3BH <sup>(6)(16)</sup>	EUR	<sup>(16)</sup>	ACC	2.00%	5.00%	n/a	1.92%	0.10%	n/a
	X3BH <sup>(6)(16)</sup>	CHF	<sup>(16)</sup>	ACC	2.00%	5.00%	n/a	1.92%	0.10%	n/a
	X3BH <sup>(6)(16)</sup>	<sup>(6)</sup>	<sup>(16)</sup>	ACC	2.00%	5.00%	n/a	1.92%	0.10%	n/a
	X3BP <sup>(16)</sup>	USD	<sup>(16)</sup>	ACC	2.00%	5.00%	n/a	1.60%	n/a	<sup>(7)</sup>
	X3BP <sup>(16)</sup>	<sup>(10)</sup>	<sup>(16)</sup>	ACC	2.00%	5.00%	n/a	1.60%	n/a	<sup>(7)</sup>
	X3BHP <sup>(6)(16)</sup>	EUR	<sup>(16)</sup>	ACC	2.00%	5.00%	n/a	1.60%	0.10%	<sup>(7)</sup>
	X3BHP <sup>(6)(16)</sup>	CHF	<sup>(16)</sup>	ACC	2.00%	5.00%	n/a	1.60%	0.10%	<sup>(7)</sup>
	X3BHP <sup>(6)(16)</sup>	<sup>(6)</sup>	<sup>(16)</sup>	ACC	2.00%	5.00%	n/a	1.60%	0.10%	<sup>(7)</sup>
Credit Suisse (Lux)	A	USD	n/a	D	2.00%	5.00%	n/a	1.92%	n/a	n/a
Edutainment Equity Fund	A	<sup>(10)</sup>	n/a	D	2.00%	5.00%	n/a	1.92%	n/a	n/a
(USD)	AH <sup>(6)</sup>	EUR	n/a	D	2.00%	5.00%	n/a	1.92%	0.10%	n/a
	AH <sup>(6)</sup>	<sup>(6)</sup>	n/a	D	2.00%	5.00%	n/a	1.92%	0.10%	n/a
	AP	USD	n/a	D	2.00%	5.00%	n/a	1.60%	n/a	<sup>(7)</sup>
	AP	<sup>(10)</sup>	n/a	D	2.00%	5.00%	n/a	1.60%	n/a	<sup>(7)</sup>
	AHP <sup>(6)</sup>	EUR	n/a	D	2.00%	5.00%	n/a	1.60%	0.10%	<sup>(7)</sup>
	AHP <sup>(6)</sup>	<sup>(6)</sup>	n/a	D	2.00%	5.00%	n/a	1.60%	0.10%	<sup>(7)</sup>
	B	USD	n/a	ACC	2.00%	5.00%	n/a	1.92%	n/a	n/a
	B	<sup>(10)</sup>	n/a	ACC	2.00%	5.00%	n/a	1.92%	n/a	n/a
	BH <sup>(6)</sup>	EUR	n/a	ACC	2.00%	5.00%	n/a	1.92%	0.10%	n/a
	BH <sup>(6)</sup>	CHF	n/a	ACC	2.00%	5.00%	n/a	1.92%	0.10%	n/a
	BH <sup>(6)</sup>	<sup>(6)</sup>	n/a	ACC	2.00%	5.00%	n/a	1.92%	0.10%	n/a
	BP	USD	n/a	ACC	2.00%	5.00%	n/a	1.60%	n/a	<sup>(7)</sup>
	BP	<sup>(10)</sup>	n/a	ACC	2.00%	5.00%	n/a	1.60%	n/a	<sup>(7)</sup>
	BHP <sup>(6)</sup>	EUR	n/a	ACC	2.00%	5.00%	n/a	1.60%	0.10%	<sup>(7)</sup>
	BHP <sup>(6)</sup>	CHF	n/a	ACC	2.00%	5.00%	n/a	1.60%	0.10%	<sup>(7)</sup>
	BHP <sup>(6)</sup>	<sup>(6)</sup>	n/a	ACC	2.00%	5.00%	n/a	1.60%	0.10%	<sup>(7)</sup>
	CA <sup>(12)</sup>	USD	n/a	D	2.00%	n/a	0.70%	1.92%	n/a	n/a
	CA <sup>(10)(12)</sup>	<sup>(10)</sup>	n/a	D	2.00%	n/a	0.70%	1.92%	n/a	n/a
	CAH <sup>(6)(12)</sup>	<sup>(6)</sup>	n/a	D	2.00%	n/a	0.70%	1.92%	0.10%	n/a
	CAH <sup>(6)(12)</sup>	EUR	n/a	D	2.00%	n/a	0.70%	1.92%	0.10%	n/a
	CAH <sup>(6)(12)</sup>	CHF	n/a	D	2.00%	n/a	0.70%	1.92%	0.10%	n/a

Subfund (Reference Currency)	Share Class	Currency	Minimum holding	Type of Share <sup>(2)</sup>	Maximum adjustment of the Net Asset Value	Maximum sales charge	Maximum distribution fee (per annum)	Maximum management fee (per annum) <sup>(3)</sup>	Maximum FX hedging fee (per annum) <sup>(15)</sup>	Performance fee
	CAP <sup>(12)</sup>	USD	n/a	D	2.00%	n/a	0.70%	1.60%	n/a	<sup>(7)</sup>
	CAP <sup>(10)(12)</sup>	<sup>(10)</sup>	n/a	D	2.00%	n/a	0.70%	1.60%	n/a	<sup>(7)</sup>
	CAHP <sup>(6)(12)</sup>	<sup>(6)</sup>	n/a	D	2.00%	n/a	0.70%	1.60%	0.10%	<sup>(7)</sup>
	CAHP <sup>(6)(12)</sup>	EUR	n/a	D	2.00%	n/a	0.70%	1.60%	0.10%	<sup>(7)</sup>
	CAHP <sup>(6)(12)</sup>	CHF	n/a	D	2.00%	n/a	0.70%	1.60%	0.10%	<sup>(7)</sup>
	CB <sup>(12)</sup>	USD	n/a	ACC	2.00%	n/a	0.70%	1.92%	n/a	n/a
	CB <sup>(10)(12)</sup>	<sup>(10)</sup>	n/a	ACC	2.00%	n/a	0.70%	1.92%	n/a	n/a
	CBH <sup>(6)(12)</sup>	<sup>(6)</sup>	n/a	ACC	2.00%	n/a	0.70%	1.92%	0.10%	n/a
	CBH <sup>(6)(12)</sup>	EUR	n/a	ACC	2.00%	n/a	0.70%	1.92%	0.10%	n/a
	CBH <sup>(6)(12)</sup>	CHF	n/a	ACC	2.00%	n/a	0.70%	1.92%	0.10%	n/a
	CBP <sup>(12)</sup>	USD	n/a	ACC	2.00%	n/a	0.70%	1.60%	n/a	<sup>(7)</sup>
	CBP <sup>(10)(12)</sup>	<sup>(10)</sup>	n/a	ACC	2.00%	n/a	0.70%	1.60%	n/a	<sup>(7)</sup>
	CBHP <sup>(6)(12)</sup>	<sup>(6)</sup>	n/a	ACC	2.00%	n/a	0.70%	1.60%	0.10%	<sup>(7)</sup>
	CBHP <sup>(6)(12)</sup>	EUR	n/a	ACC	2.00%	n/a	0.70%	1.60%	0.10%	<sup>(7)</sup>
	CBHP <sup>(6)(12)</sup>	CHF	n/a	ACC	2.00%	n/a	0.70%	1.60%	0.10%	<sup>(7)</sup>
	DA <sup>(4)</sup>	USD	n/a	D	2.00%	n/a	n/a	n/a <sup>(5)</sup>	n/a	n/a
	DAH <sup>(4)(6)</sup>	<sup>(6)</sup>	n/a	D	2.00%	n/a	n/a	n/a <sup>(5)</sup>	n/a	n/a
	DAP <sup>(4)(13)</sup>	USD	n/a	D	2.00%	n/a	n/a	n/a <sup>(13)</sup>	n/a	<sup>(7)</sup>
	DAH <sup>(4)(6)(13)</sup>	<sup>(6)</sup>	n/a	D	2.00%	n/a	n/a	n/a <sup>(13)</sup>	n/a	<sup>(7)</sup>
	DB <sup>(4)</sup>	USD	n/a	ACC	2.00%	n/a	n/a	n/a <sup>(5)</sup>	n/a	n/a
	DBH <sup>(4)(6)</sup>	<sup>(6)</sup>	n/a	ACC	2.00%	n/a	n/a	n/a <sup>(5)</sup>	n/a	n/a
	DBP <sup>(4)(13)</sup>	USD	n/a	ACC	2.00%	n/a	n/a	n/a <sup>(13)</sup>	n/a	<sup>(7)</sup>
	DBHP <sup>(4)(6)(13)</sup>	<sup>(6)</sup>	n/a	ACC	2.00%	n/a	n/a	n/a <sup>(13)</sup>	n/a	<sup>(7)</sup>
	EA <sup>(8)</sup>	USD	n/a	D	2.00%	3.00%	n/a	0.90%	n/a	n/a
	EA <sup>(8)(10)</sup>	<sup>(10)</sup>	n/a	D	2.00%	3.00%	n/a	0.90%	n/a	n/a
	EAH <sup>(6)(8)</sup>	<sup>(6)</sup>	n/a	D	2.00%	3.00%	n/a	0.90%	0.10%	n/a
	EAP <sup>(8)</sup>	USD	n/a	D	2.00%	3.00%	n/a	0.70%	n/a	<sup>(7)</sup>
	EAP <sup>(8)(10)</sup>	<sup>(10)</sup>	n/a	D	2.00%	3.00%	n/a	0.70%	n/a	<sup>(7)</sup>
	EAHP <sup>(6)(8)</sup>	<sup>(6)</sup>	n/a	D	2.00%	3.00%	n/a	0.70%	0.10%	<sup>(7)</sup>
	EB <sup>(8)</sup>	USD	n/a	ACC	2.00%	3.00%	n/a	0.90%	n/a	n/a
	EB <sup>(8)(10)</sup>	<sup>(10)</sup>	n/a	ACC	2.00%	3.00%	n/a	0.90%	n/a	n/a
	EBH <sup>(6)(8)</sup>	<sup>(6)</sup>	n/a	ACC	2.00%	3.00%	n/a	0.90%	0.10%	n/a
	EBH <sup>(6)(8)</sup>	EUR	n/a	ACC	2.00%	3.00%	n/a	0.90%	0.10%	n/a
	EBP <sup>(8)</sup>	USD	n/a	ACC	2.00%	3.00%	n/a	0.70%	n/a	<sup>(7)</sup>
	EBP <sup>(8)(10)</sup>	<sup>(10)</sup>	n/a	ACC	2.00%	3.00%	n/a	0.70%	n/a	<sup>(7)</sup>
	EBHP <sup>(6)(8)</sup>	<sup>(6)</sup>	n/a	ACC	2.00%	3.00%	n/a	0.70%	0.10%	<sup>(7)</sup>
	EBHP <sup>(6)(8)</sup>	EUR	n/a	ACC	2.00%	3.00%	n/a	0.70%	0.10%	<sup>(7)</sup>
	IA	USD	500,000	D	2.00%	3.00%	n/a	0.90%	n/a	n/a
	IA <sup>(10)</sup>	<sup>(10)</sup>	–	D	2.00%	3.00%	n/a	0.90%	n/a	n/a
	IAH <sup>(6)</sup>	<sup>(6)</sup>	–	D	2.00%	3.00%	n/a	0.90%	0.10%	n/a
	IAP	USD	500,000	D	2.00%	3.00%	n/a	0.70%	n/a	<sup>(7)</sup>
	IAP <sup>(10)</sup>	<sup>(10)</sup>	–	D	2.00%	3.00%	n/a	0.70%	n/a	<sup>(7)</sup>
	IAHP <sup>(6)</sup>	<sup>(6)</sup>	–	D	2.00%	3.00%	n/a	0.70%	0.10%	<sup>(7)</sup>
	IA25	USD	25,000,000	D	2.00%	1.00%	n/a	0.70%	n/a	n/a
	IAH25 <sup>(6)</sup>	<sup>(6)</sup>	–	D	2.00%	1.00%	n/a	0.70%	0.10%	n/a
	IAP25	USD	25,000,000	D	2.00%	1.00%	n/a	0.60%	n/a	n/a
	IAHP25 <sup>(6)</sup>	<sup>(6)</sup>	–	D	2.00%	1.00%	n/a	0.60%	0.10%	n/a
	IB	USD	500,000	ACC	2.00%	3.00%	n/a	0.90%	n/a	n/a
	IB <sup>(10)</sup>	<sup>(10)</sup>	–	ACC	2.00%	3.00%	n/a	0.90%	n/a	n/a
	IBH <sup>(6)</sup>	CHF	500,000	ACC	2.00%	3.00%	n/a	0.90%	0.10%	n/a
	IBH <sup>(6)</sup>	EUR	500,000	ACC	2.00%	3.00%	n/a	0.90%	0.10%	n/a
	IBH <sup>(6)</sup>	<sup>(6)</sup>	–	ACC	2.00%	3.00%	n/a	0.90%	0.10%	n/a
	IBP	USD	500,000	ACC	2.00%	3.00%	n/a	0.70%	n/a	<sup>(7)</sup>
	IBP <sup>(10)</sup>	<sup>(10)</sup>	–	ACC	2.00%	3.00%	n/a	0.70%	n/a	<sup>(7)</sup>
	IBHP <sup>(6)</sup>	CHF	500,000	ACC	2.00%	3.00%	n/a	0.70%	0.10%	<sup>(7)</sup>

Subfund (Reference Currency)	Share Class	Currency	Minimum holding	Type of Share <sup>(2)</sup>	Maximum adjustment of the Net Asset Value	Maximum sales charge	Maximum distribution fee (per annum)	Maximum management fee (per annum) <sup>(3)</sup>	Maximum FX hedging fee (per annum) <sup>(15)</sup>	Performance fee
	IBHP <sup>(6)</sup>	EUR	500,000	ACC	2.00%	3.00%	n/a	0.70%	0.10%	<sup>(7)</sup>
	IBHP <sup>(6)</sup>	<sup>(6)</sup>	–	ACC	2.00%	3.00%	n/a	0.70%	0.10%	<sup>(7)</sup>
	IB25	USD	25,000,000	ACC	2.00%	1.00%	n/a	0.70%	n/a	n/a
	IBH25 <sup>(6)</sup>	<sup>(6)</sup>	–	ACC	2.00%	1.00%	n/a	0.70%	0.10%	n/a
	IBP25	USD	25,000,000	ACC	2.00%	1.00%	n/a	0.60%	n/a	<sup>(7)</sup>
	IBHP25 <sup>(6)</sup>	<sup>(6)</sup>	–	ACC	2.00%	1.00%	n/a	0.60%	0.10%	<sup>(7)</sup>
	MA <sup>(8)</sup>	USD	25,000,000	D	2.00%	1.00%	n/a	0.70%	n/a	n/a
	MA <sup>(8)</sup>	<sup>(10)</sup>	–	D	2.00%	1.00%	n/a	0.70%	n/a	n/a
	MAH <sup>(6)</sup>	CHF	25,000,000	D	2.00%	1.00%	n/a	0.70%	0.10%	n/a
	MAH <sup>(6)</sup>	EUR	25,000,000	D	2.00%	1.00%	n/a	0.70%	0.10%	n/a
	MAH <sup>(6)</sup>	<sup>(6)</sup>	–	D	2.00%	1.00%	n/a	0.70%	0.10%	n/a
	MAP <sup>(8)</sup>	USD	25,000,000	D	2.00%	1.00%	n/a	0.60%	n/a	<sup>(7)</sup>
	MAHP <sup>(6)</sup>	CHF	25,000,000	D	2.00%	1.00%	n/a	0.60%	0.10%	<sup>(7)</sup>
	MAHP <sup>(6)</sup>	EUR	25,000,000	D	2.00%	1.00%	n/a	0.60%	0.10%	<sup>(7)</sup>
	MAHP <sup>(6)</sup>	<sup>(6)</sup>	–	D	2.00%	1.00%	n/a	0.60%	0.10%	<sup>(7)</sup>
	MB <sup>(6)</sup>	USD	25,000,000	ACC	2.00%	1.00%	n/a	0.70%	n/a	n/a
	MB <sup>(6)</sup>	<sup>(10)</sup>	–	ACC	2.00%	1.00%	n/a	0.70%	n/a	n/a
	MBH <sup>(6)</sup>	CHF	25,000,000	ACC	2.00%	1.00%	n/a	0.70%	0.10%	n/a
	MBH <sup>(6)</sup>	EUR	25,000,000	ACC	2.00%	1.00%	n/a	0.70%	0.10%	n/a
	MBH <sup>(6)</sup>	<sup>(6)</sup>	–	ACC	2.00%	1.00%	n/a	0.70%	0.10%	n/a
	MBP <sup>(6)</sup>	USD	25,000,000	ACC	2.00%	1.00%	n/a	0.60%	n/a	<sup>(7)</sup>
	MBHP <sup>(6)</sup>	CHF	25,000,000	ACC	2.00%	1.00%	n/a	0.60%	0.10%	<sup>(7)</sup>
	MBHP <sup>(6)</sup>	EUR	25,000,000	ACC	2.00%	1.00%	n/a	0.60%	0.10%	<sup>(7)</sup>
	MBHP <sup>(6)</sup>	<sup>(6)</sup>	–	ACC	2.00%	1.00%	n/a	0.60%	0.10%	<sup>(7)</sup>
	SA <sup>(11)</sup>	USD	n/a	D	2.00%	1.00%	n/a	0.80%	n/a	n/a
	SAH <sup>(6)</sup>	CHF	n/a	D	2.00%	1.00%	n/a	0.80%	0.10%	n/a
	SAH <sup>(6)</sup>	EUR	n/a	D	2.00%	1.00%	n/a	0.80%	0.10%	n/a
	SAH <sup>(6)</sup>	<sup>(6)</sup>	0.10%	D	2.00%	1.00%	n/a	0.80%	0.10%	n/a
	SAP <sup>(11)</sup>	USD	n/a	D	2.00%	1.00%	n/a	0.60%	n/a	<sup>(7)</sup>
	SAHP <sup>(6)</sup>	CHF	n/a	D	2.00%	1.00%	n/a	0.60%	0.10%	<sup>(7)</sup>
	SAHP <sup>(6)</sup>	EUR	n/a	D	2.00%	1.00%	n/a	0.60%	0.10%	<sup>(7)</sup>
	SAHP <sup>(6)</sup>	<sup>(6)</sup>	n/a	D	2.00%	1.00%	n/a	0.60%	0.10%	<sup>(7)</sup>
	SB <sup>(11)</sup>	USD	n/a	ACC	2.00%	1.00%	n/a	0.80%	n/a	n/a
	SBH <sup>(6)</sup>	CHF	n/a	ACC	2.00%	1.00%	n/a	0.80%	0.10%	n/a
	SBH <sup>(6)</sup>	EUR	n/a	ACC	2.00%	1.00%	n/a	0.80%	0.10%	n/a
	SBH <sup>(6)</sup>	<sup>(6)</sup>	n/a	ACC	2.00%	1.00%	n/a	0.80%	0.10%	n/a
	SBP <sup>(11)</sup>	USD	n/a	ACC	2.00%	1.00%	n/a	0.60%	n/a	<sup>(7)</sup>
	SBHP <sup>(6)</sup>	CHF	n/a	ACC	2.00%	1.00%	n/a	0.60%	0.10%	<sup>(7)</sup>
	SBHP <sup>(6)</sup>	EUR	n/a	ACC	2.00%	1.00%	n/a	0.60%	0.10%	<sup>(7)</sup>
	SBHP <sup>(6)</sup>	<sup>(6)</sup>	n/a	ACC	2.00%	1.00%	n/a	0.60%	0.10%	<sup>(7)</sup>
	UA <sup>(9)</sup>	USD	n/a	D	2.00%	5.00%	n/a	1.50%	n/a	n/a
	UA <sup>(9)</sup>	<sup>(10)</sup>	n/a	D	2.00%	5.00%	n/a	1.50%	n/a	n/a
	UAH <sup>(6)</sup>	<sup>(6)</sup>	n/a	D	2.00%	5.00%	n/a	1.50%	0.10%	n/a
	UAP <sup>(9)</sup>	USD	n/a	D	2.00%	5.00%	n/a	1.20%	n/a	<sup>(7)</sup>
	UAP <sup>(9)</sup>	<sup>(10)</sup>	n/a	D	2.00%	5.00%	n/a	1.20%	n/a	<sup>(7)</sup>
	UAHP <sup>(6)</sup>	<sup>(6)</sup>	n/a	D	2.00%	5.00%	n/a	1.20%	0.10%	<sup>(7)</sup>
	UA500 <sup>(9)</sup>	USD	500,000	D	2.00%	3.00%	n/a	0.90%	n/a	n/a
	UAH500 <sup>(6)</sup>	<sup>(6)</sup>	–	D	2.00%	3.00%	n/a	0.90%	0.10%	n/a
	UAP500 <sup>(9)</sup>	USD	500,000	D	2.00%	3.00%	n/a	0.70%	n/a	<sup>(7)</sup>
	UAHP500 <sup>(6)</sup>	<sup>(6)</sup>	–	D	2.00%	3.00%	n/a	0.70%	0.10%	<sup>(7)</sup>
	UB <sup>(9)</sup>	USD	n/a	ACC	2.00%	5.00%	n/a	1.50%	n/a	n/a
	UB <sup>(9)</sup>	<sup>(10)</sup>	n/a	ACC	2.00%	5.00%	n/a	1.50%	n/a	n/a
	UBH <sup>(6)</sup>	<sup>(6)</sup>	n/a	ACC	2.00%	5.00%	n/a	1.50%	0.10%	n/a
	UBH <sup>(6)</sup>	EUR	n/a	ACC	2.00%	5.00%	n/a	1.50%	0.10%	n/a
	UBH <sup>(6)</sup>	CHF	n/a	ACC	2.00%	5.00%	n/a	1.50%	0.10%	n/a

Subfund (Reference Currency)	Share Class	Currency	Minimum holding	Type of Share <sup>(2)</sup>	Maximum adjustment of the Net Asset Value	Maximum sales charge	Maximum distribution fee (per annum)	Maximum management fee (per annum) <sup>(3)</sup>	Maximum FX hedging fee (per annum) <sup>(15)</sup>	Performance fee
	UBP <sup>(9)</sup>	USD	n/a	ACC	2.00%	5.00%	n/a	1.20%	n/a	<sup>(7)</sup>
	UBP <sup>(9)(10)</sup>	<sup>(10)</sup>	n/a	ACC	2.00%	5.00%	n/a	1.20%	n/a	<sup>(7)</sup>
	UBHP <sup>(6)(9)</sup>	<sup>(6)</sup>	n/a	ACC	2.00%	5.00%	n/a	1.20%	0.10%	<sup>(7)</sup>
	UBHP <sup>(6)(9)</sup>	EUR	n/a	ACC	2.00%	5.00%	n/a	1.20%	0.10%	<sup>(7)</sup>
	UBHP <sup>(6)(9)</sup>	CHF	n/a	ACC	2.00%	5.00%	n/a	1.20%	0.10%	<sup>(7)</sup>
	UB500 <sup>(9)</sup>	USD	500,000	ACC	2.00%	3.00%	n/a	0.90%	n/a	n/a
	UBH500 <sup>(6)(9)</sup>	USD	-	ACC	2.00%	3.00%	n/a	0.90%	0.10%	n/a
	UBP500 <sup>(9)</sup>	<sup>(6)</sup>	500,000	ACC	2.00%	3.00%	n/a	0.70%	n/a	<sup>(7)</sup>
	UBHP500 <sup>(6)(9)</sup>	<sup>(6)</sup>	-	ACC	2.00%	3.00%	n/a	0.70%	0.10%	<sup>(7)</sup>
	UXA <sup>(17)</sup>	EUR	<sup>(17)</sup>	D	2.00%	n/a	n/a	1.15%	n/a	n/a
	UXAH <sup>(6)(17)</sup>	<sup>(6)</sup>	<sup>(17)</sup>	D	2.00%	n/a	n/a	1.15%	0.10%	n/a
	UXAP <sup>(18)</sup>	EUR	<sup>(18)</sup>	D	2.00%	n/a	n/a	0.95%	n/a	<sup>(7)</sup>
	UXAHP <sup>(6)(18)</sup>	<sup>(6)</sup>	<sup>(18)</sup>	D	2.00%	n/a	n/a	0.95%	0.10%	<sup>(7)</sup>
	UXB <sup>(17)</sup>	EUR	<sup>(17)</sup>	ACC	2.00%	n/a	n/a	1.15%	n/a	n/a
	UXBH <sup>(6)(17)</sup>	<sup>(6)</sup>	<sup>(17)</sup>	ACC	2.00%	n/a	n/a	1.15%	0.10%	n/a
	UXBP <sup>(18)</sup>	EUR	<sup>(18)</sup>	ACC	2.00%	n/a	n/a	0.95%	n/a	<sup>(7)</sup>
	UXBHP <sup>(6)(18)</sup>	<sup>(6)</sup>	<sup>(18)</sup>	ACC	2.00%	n/a	n/a	0.95%	0.10%	<sup>(7)</sup>
	X1A <sup>(16)</sup>	USD	<sup>(16)</sup>	D	2.00%	5.00%	n/a	1.92%	n/a	n/a
	X1A <sup>(16)</sup>	<sup>(10)</sup>	<sup>(16)</sup>	D	2.00%	5.00%	n/a	1.92%	n/a	n/a
	X1AH <sup>(6)(16)</sup>	EUR	<sup>(16)</sup>	D	2.00%	5.00%	n/a	1.92%	0.10%	n/a
	X1AH <sup>(6)(16)</sup>	<sup>(6)</sup>	<sup>(16)</sup>	D	2.00%	5.00%	n/a	1.92%	0.10%	n/a
	X1AP <sup>(16)</sup>	USD	<sup>(16)</sup>	D	2.00%	5.00%	n/a	1.60%	n/a	<sup>(7)</sup>
	X1AP <sup>(16)</sup>	<sup>(10)</sup>	<sup>(16)</sup>	D	2.00%	5.00%	n/a	1.60%	n/a	<sup>(7)</sup>
	X1AHP <sup>(6)(16)</sup>	EUR	<sup>(16)</sup>	D	2.00%	5.00%	n/a	1.60%	0.10%	<sup>(7)</sup>
	X1AHP <sup>(6)(16)</sup>	<sup>(6)</sup>	<sup>(16)</sup>	D	2.00%	5.00%	n/a	1.60%	0.10%	<sup>(7)</sup>
	X1B <sup>(16)</sup>	USD	<sup>(16)</sup>	ACC	2.00%	5.00%	n/a	1.92%	n/a	n/a
	X1B <sup>(16)</sup>	<sup>(10)</sup>	<sup>(16)</sup>	ACC	2.00%	5.00%	n/a	1.92%	n/a	n/a
	X1BH <sup>(6)(16)</sup>	EUR	<sup>(16)</sup>	ACC	2.00%	5.00%	n/a	1.92%	0.10%	n/a
	X1BH <sup>(6)(16)</sup>	CHF	<sup>(16)</sup>	ACC	2.00%	5.00%	n/a	1.92%	0.10%	n/a
	X1BH <sup>(6)(16)</sup>	<sup>(6)</sup>	<sup>(16)</sup>	ACC	2.00%	5.00%	n/a	1.92%	0.10%	n/a
	X1BP <sup>(16)</sup>	USD	<sup>(16)</sup>	ACC	2.00%	5.00%	n/a	1.60%	n/a	<sup>(7)</sup>
	X1BP <sup>(16)</sup>	<sup>(10)</sup>	<sup>(16)</sup>	ACC	2.00%	5.00%	n/a	1.60%	n/a	<sup>(7)</sup>
	X1BHP <sup>(6)(16)</sup>	EUR	<sup>(16)</sup>	ACC	2.00%	5.00%	n/a	1.60%	0.10%	<sup>(7)</sup>
	X1BHP <sup>(6)(16)</sup>	CHF	<sup>(16)</sup>	ACC	2.00%	5.00%	n/a	1.60%	0.10%	<sup>(7)</sup>
	X1BHP <sup>(6)(16)</sup>	<sup>(6)</sup>	<sup>(16)</sup>	ACC	2.00%	5.00%	n/a	1.60%	0.10%	<sup>(7)</sup>
	X2A <sup>(16)</sup>	USD	<sup>(16)</sup>	D	2.00%	5.00%	n/a	1.92%	n/a	n/a
	X2A <sup>(16)</sup>	<sup>(10)</sup>	<sup>(16)</sup>	D	2.00%	5.00%	n/a	1.92%	n/a	n/a
	X2AH <sup>(6)(16)</sup>	EUR	<sup>(16)</sup>	D	2.00%	5.00%	n/a	1.92%	0.10%	n/a
	X2AH <sup>(6)(16)</sup>	<sup>(6)</sup>	<sup>(16)</sup>	D	2.00%	5.00%	n/a	1.92%	0.10%	n/a
	X2AP <sup>(16)</sup>	USD	<sup>(16)</sup>	D	2.00%	5.00%	n/a	1.60%	n/a	<sup>(7)</sup>
	X2AP <sup>(16)</sup>	<sup>(10)</sup>	<sup>(16)</sup>	D	2.00%	5.00%	n/a	1.60%	n/a	<sup>(7)</sup>
	X2AHP <sup>(6)(16)</sup>	EUR	<sup>(16)</sup>	D	2.00%	5.00%	n/a	1.60%	0.10%	<sup>(7)</sup>
	X2AHP <sup>(6)(16)</sup>	<sup>(6)</sup>	<sup>(16)</sup>	D	2.00%	5.00%	n/a	1.60%	0.10%	<sup>(7)</sup>
	X2B <sup>(16)</sup>	USD	<sup>(16)</sup>	ACC	2.00%	5.00%	n/a	1.92%	n/a	n/a
	X2B <sup>(16)</sup>	<sup>(10)</sup>	<sup>(16)</sup>	ACC	2.00%	5.00%	n/a	1.92%	n/a	n/a
	X2BH <sup>(6)(16)</sup>	EUR	<sup>(16)</sup>	ACC	2.00%	5.00%	n/a	1.92%	0.10%	n/a
	X2BH <sup>(6)(16)</sup>	CHF	<sup>(16)</sup>	ACC	2.00%	5.00%	n/a	1.92%	0.10%	n/a
	X2BH <sup>(6)(16)</sup>	<sup>(6)</sup>	<sup>(16)</sup>	ACC	2.00%	5.00%	n/a	1.92%	0.10%	n/a
	X2BP <sup>(16)</sup>	USD	<sup>(16)</sup>	ACC	2.00%	5.00%	n/a	1.60%	n/a	<sup>(7)</sup>
	X2BP <sup>(16)</sup>	<sup>(10)</sup>	<sup>(16)</sup>	ACC	2.00%	5.00%	n/a	1.60%	n/a	<sup>(7)</sup>
	X2BHP <sup>(6)(16)</sup>	EUR	<sup>(16)</sup>	ACC	2.00%	5.00%	n/a	1.60%	0.10%	<sup>(7)</sup>
	X2BHP <sup>(6)(16)</sup>	CHF	<sup>(16)</sup>	ACC	2.00%	5.00%	n/a	1.60%	0.10%	<sup>(7)</sup>
	X2BHP <sup>(6)(16)</sup>	<sup>(6)</sup>	<sup>(16)</sup>	ACC	2.00%	5.00%	n/a	1.60%	0.10%	<sup>(7)</sup>
	X3A <sup>(16)</sup>	USD	<sup>(16)</sup>	D	2.00%	5.00%	n/a	1.92%	n/a	n/a
	X3A <sup>(16)</sup>	<sup>(10)</sup>	<sup>(16)</sup>	D	2.00%	5.00%	n/a	1.92%	n/a	n/a

Subfund (Reference Currency)	Share Class	Currency	Minimum holding	Type of Share <sup>(2)</sup>	Maximum adjustment of the Net Asset Value	Maximum sales charge	Maximum distribution fee (per annum)	Maximum management fee (per annum) <sup>(3)</sup>	Maximum FX hedging fee (per annum) <sup>(15)</sup>	Performance fee
	X3AH <sup>(6)(16)</sup>	EUR	<sup>(16)</sup>	D	2.00%	5.00%	n/a	1.92%	0.10%	n/a
	X3AH <sup>(6)(16)</sup>	<sup>(6)</sup>	<sup>(16)</sup>	D	2.00%	5.00%	n/a	1.92%	0.10%	n/a
	X3AP <sup>(16)</sup>	USD	<sup>(16)</sup>	D	2.00%	5.00%	n/a	1.60%	n/a	<sup>(7)</sup>
	X3AP <sup>(16)</sup>	<sup>(10)</sup>	<sup>(16)</sup>	D	2.00%	5.00%	n/a	1.60%	n/a	<sup>(7)</sup>
	X3AHP <sup>(6)(16)</sup>	EUR	<sup>(16)</sup>	D	2.00%	5.00%	n/a	1.60%	0.10%	<sup>(7)</sup>
	X3AHP <sup>(6)(16)</sup>	<sup>(6)</sup>	<sup>(16)</sup>	D	2.00%	5.00%	n/a	1.60%	0.10%	<sup>(7)</sup>
	X3B <sup>(16)</sup>	USD	<sup>(16)</sup>	ACC	2.00%	5.00%	n/a	1.92%	n/a	n/a
	X3B <sup>(16)</sup>	<sup>(10)</sup>	<sup>(16)</sup>	ACC	2.00%	5.00%	n/a	1.92%	n/a	n/a
	X3BH <sup>(6)(16)</sup>	EUR	<sup>(16)</sup>	ACC	2.00%	5.00%	n/a	1.92%	0.10%	n/a
	X3BH <sup>(6)(16)</sup>	CHF	<sup>(16)</sup>	ACC	2.00%	5.00%	n/a	1.92%	0.10%	n/a
	X3BH <sup>(6)(16)</sup>	<sup>(6)</sup>	<sup>(16)</sup>	ACC	2.00%	5.00%	n/a	1.92%	0.10%	n/a
	X3BP <sup>(16)</sup>	USD	<sup>(16)</sup>	ACC	2.00%	5.00%	n/a	1.60%	n/a	<sup>(7)</sup>
	X3BP <sup>(16)</sup>	<sup>(10)</sup>	<sup>(16)</sup>	ACC	2.00%	5.00%	n/a	1.60%	n/a	<sup>(7)</sup>
	X3BHP <sup>(6)(16)</sup>	EUR	<sup>(16)</sup>	ACC	2.00%	5.00%	n/a	1.60%	0.10%	<sup>(7)</sup>
	X3BHP <sup>(6)(16)</sup>	CHF	<sup>(16)</sup>	ACC	2.00%	5.00%	n/a	1.60%	0.10%	<sup>(7)</sup>
	X3BHP <sup>(6)(16)</sup>	<sup>(6)</sup>	<sup>(16)</sup>	ACC	2.00%	5.00%	n/a	1.60%	0.10%	<sup>(7)</sup>
Credit Suisse (Lux) <b>Energy Evolution Equity Fund (USD)</b>	A	USD	n/a	D	2.00%	5.00%	n/a	1.92%	n/a	n/a
	A	<sup>(10)</sup>	n/a	D	2.00%	5.00%	n/a	1.92%	n/a	n/a
	AH <sup>(6)</sup>	EUR	n/a	D	2.00%	5.00%	n/a	1.92%	0.10%	n/a
	AH <sup>(6)</sup>	<sup>(6)</sup>	n/a	D	2.00%	5.00%	n/a	1.92%	0.10%	n/a
	AP	USD	n/a	D	2.00%	5.00%	n/a	1.60%	n/a	<sup>(7)</sup>
	AP	<sup>(10)</sup>	n/a	D	2.00%	5.00%	n/a	1.60%	n/a	<sup>(7)</sup>
	AHP <sup>(6)</sup>	EUR	n/a	D	2.00%	5.00%	n/a	1.60%	0.10%	<sup>(7)</sup>
	AHP <sup>(6)</sup>	<sup>(6)</sup>	n/a	D	2.00%	5.00%	n/a	1.60%	0.10%	<sup>(7)</sup>
	B	USD	n/a	ACC	2.00%	5.00%	n/a	1.92%	n/a	n/a
	B	<sup>(10)</sup>	n/a	ACC	2.00%	5.00%	n/a	1.92%	n/a	n/a
	BH <sup>(6)</sup>	EUR	n/a	ACC	2.00%	5.00%	n/a	1.92%	0.10%	n/a
	BH <sup>(6)</sup>	CHF	n/a	ACC	2.00%	5.00%	n/a	1.92%	0.10%	n/a
	BH <sup>(6)</sup>	<sup>(6)</sup>	n/a	ACC	2.00%	5.00%	n/a	1.92%	0.10%	n/a
	BP	USD	n/a	ACC	2.00%	5.00%	n/a	1.60%	n/a	<sup>(7)</sup>
	BP	<sup>(10)</sup>	n/a	ACC	2.00%	5.00%	n/a	1.60%	n/a	<sup>(7)</sup>
	BHP <sup>(6)</sup>	EUR	n/a	ACC	2.00%	5.00%	n/a	1.60%	0.10%	<sup>(7)</sup>
	BHP <sup>(6)</sup>	CHF	n/a	ACC	2.00%	5.00%	n/a	1.60%	0.10%	<sup>(7)</sup>
	BHP <sup>(6)</sup>	<sup>(6)</sup>	n/a	ACC	2.00%	5.00%	n/a	1.60%	0.10%	<sup>(7)</sup>
	CA <sup>(12)</sup>	USD	n/a	D	2.00%	n/a	0.70%	1.92%	n/a	n/a
	CA <sup>(10)(12)</sup>	<sup>(10)</sup>	n/a	D	2.00%	n/a	0.70%	1.92%	n/a	n/a
	CAH <sup>(6)(12)</sup>	<sup>(6)</sup>	n/a	D	2.00%	n/a	0.70%	1.92%	0.10%	n/a
	CAH <sup>(6)(12)</sup>	EUR	n/a	D	2.00%	n/a	0.70%	1.92%	0.10%	n/a
	CAH <sup>(6)(12)</sup>	CHF	n/a	D	2.00%	n/a	0.70%	1.92%	0.10%	n/a
	CAP <sup>(12)</sup>	USD	n/a	D	2.00%	n/a	0.70%	1.60%	n/a	<sup>(7)</sup>
	CAP <sup>(10)(12)</sup>	<sup>(10)</sup>	n/a	D	2.00%	n/a	0.70%	1.60%	n/a	<sup>(7)</sup>
	CAHP <sup>(6)(12)</sup>	<sup>(6)</sup>	n/a	D	2.00%	n/a	0.70%	1.60%	0.10%	<sup>(7)</sup>
	CAHP <sup>(6)(12)</sup>	EUR	n/a	D	2.00%	n/a	0.70%	1.60%	0.10%	<sup>(7)</sup>
	CAHP <sup>(6)(12)</sup>	CHF	n/a	D	2.00%	n/a	0.70%	1.60%	0.10%	<sup>(7)</sup>
	CB <sup>(12)</sup>	USD	n/a	ACC	2.00%	n/a	0.70%	1.92%	n/a	n/a
	CB <sup>(10)(12)</sup>	<sup>(10)</sup>	n/a	ACC	2.00%	n/a	0.70%	1.92%	n/a	n/a
	CBH <sup>(6)(12)</sup>	<sup>(6)</sup>	n/a	ACC	2.00%	n/a	0.70%	1.92%	0.10%	n/a
	CBH <sup>(6)(12)</sup>	EUR	n/a	ACC	2.00%	n/a	0.70%	1.92%	0.10%	n/a
	CBH <sup>(6)(12)</sup>	CHF	n/a	ACC	2.00%	n/a	0.70%	1.92%	0.10%	n/a
	CBP <sup>(12)</sup>	USD	n/a	ACC	2.00%	n/a	0.70%	1.60%	n/a	<sup>(7)</sup>
	CBP <sup>(10)(12)</sup>	<sup>(10)</sup>	n/a	ACC	2.00%	n/a	0.70%	1.60%	n/a	<sup>(7)</sup>
	CBHP <sup>(6)(12)</sup>	<sup>(6)</sup>	n/a	ACC	2.00%	n/a	0.70%	1.60%	0.10%	<sup>(7)</sup>
	CBHP <sup>(6)(12)</sup>	EUR	n/a	ACC	2.00%	n/a	0.70%	1.60%	0.10%	<sup>(7)</sup>
	CBHP <sup>(6)(12)</sup>	CHF	n/a	ACC	2.00%	n/a	0.70%	1.60%	0.10%	<sup>(7)</sup>
	DA <sup>(4)</sup>	USD	n/a	D	2.00%	n/a	n/a	n/a <sup>(5)</sup>	n/a	n/a



Subfund (Reference Currency)	Share Class	Currency	Minimum holding	Type of Share <sup>(2)</sup>	Maximum adjustment of the Net Asset Value	Maximum sales charge	Maximum distribution fee (per annum)	Maximum management fee (per annum) <sup>(3)</sup>	Maximum FX hedging fee (per annum) <sup>(15)</sup>	Performance fee
	DAH <sup>(4)(6)</sup>	<sup>(6)</sup>	n/a	D	2.00%	n/a	n/a	n/a <sup>(5)</sup>	n/a	n/a
	DAP <sup>(4)(13)</sup>	USD	n/a	D	2.00%	n/a	n/a	n/a <sup>(13)</sup>	n/a	<sup>(7)</sup>
	DAHP <sup>(4)(6)(13)</sup>	<sup>(6)</sup>	n/a	D	2.00%	n/a	n/a	n/a <sup>(13)</sup>	n/a	<sup>(7)</sup>
	DB <sup>(4)</sup>	USD	n/a	ACC	2.00%	n/a	n/a	n/a <sup>(5)</sup>	n/a	n/a
	DBH <sup>(4)(6)</sup>	<sup>(6)</sup>	n/a	ACC	2.00%	n/a	n/a	n/a <sup>(5)</sup>	n/a	n/a
	DBP <sup>(4)(13)</sup>	USD	n/a	ACC	2.00%	n/a	n/a	n/a <sup>(13)</sup>	n/a	<sup>(7)</sup>
	DBHP <sup>(4)(6)(13)</sup>	<sup>(6)</sup>	n/a	ACC	2.00%	n/a	n/a	n/a <sup>(13)</sup>	n/a	<sup>(7)</sup>
	EA <sup>(8)</sup>	USD	n/a	D	2.00%	3.00%	n/a	0.90%	n/a	n/a
	EA <sup>(8)(10)</sup>	<sup>(10)</sup>	n/a	D	2.00%	3.00%	n/a	0.90%	n/a	n/a
	EAH <sup>(6)(8)</sup>	<sup>(6)</sup>	n/a	D	2.00%	3.00%	n/a	0.90%	0.10%	n/a
	EAP <sup>(8)</sup>	USD	n/a	D	2.00%	3.00%	n/a	0.70%	n/a	<sup>(7)</sup>
	EAP <sup>(8)(10)</sup>	<sup>(10)</sup>	n/a	D	2.00%	3.00%	n/a	0.70%	n/a	<sup>(7)</sup>
	EAHP <sup>(6)(8)</sup>	<sup>(6)</sup>	n/a	D	2.00%	3.00%	n/a	0.70%	0.10%	<sup>(7)</sup>
	EB <sup>(8)</sup>	USD	n/a	ACC	2.00%	3.00%	n/a	0.90%	n/a	n/a
	EB <sup>(8)(10)</sup>	<sup>(10)</sup>	n/a	ACC	2.00%	3.00%	n/a	0.90%	n/a	n/a
	EBH <sup>(6)(8)</sup>	<sup>(6)</sup>	n/a	ACC	2.00%	3.00%	n/a	0.90%	0.10%	n/a
	EBH <sup>(6)(8)</sup>	EUR	n/a	ACC	2.00%	3.00%	n/a	0.90%	0.10%	n/a
	EBP <sup>(8)</sup>	USD	n/a	ACC	2.00%	3.00%	n/a	0.70%	n/a	<sup>(7)</sup>
	EBP <sup>(8)(10)</sup>	<sup>(10)</sup>	n/a	ACC	2.00%	3.00%	n/a	0.70%	n/a	<sup>(7)</sup>
	EBHP <sup>(6)(8)</sup>	<sup>(6)</sup>	n/a	ACC	2.00%	3.00%	n/a	0.70%	0.10%	<sup>(7)</sup>
	EBHP <sup>(6)(8)</sup>	EUR	n/a	ACC	2.00%	3.00%	n/a	0.70%	0.10%	<sup>(7)</sup>
	IA	USD	500,000	D	2.00%	3.00%	n/a	0.90%	n/a	n/a
	IA <sup>(10)</sup>	<sup>(10)</sup>	–	D	2.00%	3.00%	n/a	0.90%	n/a	n/a
	IAH <sup>(6)</sup>	<sup>(6)</sup>	–	D	2.00%	3.00%	n/a	0.90%	0.10%	n/a
	IAP	USD	500,000	D	2.00%	3.00%	n/a	0.70%	n/a	<sup>(7)</sup>
	IAP <sup>(10)</sup>	<sup>(10)</sup>	–	D	2.00%	3.00%	n/a	0.70%	n/a	<sup>(7)</sup>
	IAHP <sup>(6)</sup>	<sup>(6)</sup>	–	D	2.00%	3.00%	n/a	0.70%	0.10%	<sup>(7)</sup>
	IA25	USD	25,000,000	D	2.00%	1.00%	n/a	0.70%	n/a	n/a
	IAH25 <sup>(6)</sup>	<sup>(6)</sup>	–	D	2.00%	1.00%	n/a	0.70%	0.10%	n/a
	IAP25	USD	25,000,000	D	2.00%	1.00%	n/a	0.60%	n/a	n/a
	IAHP25 <sup>(6)</sup>	<sup>(6)</sup>	–	D	2.00%	1.00%	n/a	0.60%	0.10%	n/a
	IB	USD	500,000	ACC	2.00%	3.00%	n/a	0.90%	n/a	n/a
	IB <sup>(10)</sup>	<sup>(10)</sup>	–	ACC	2.00%	3.00%	n/a	0.90%	n/a	n/a
	IBH <sup>(6)</sup>	CHF	500,000	ACC	2.00%	3.00%	n/a	0.90%	0.10%	n/a
	IBH <sup>(6)</sup>	EUR	500,000	ACC	2.00%	3.00%	n/a	0.90%	0.10%	n/a
	IBH <sup>(6)</sup>	<sup>(6)</sup>	–	ACC	2.00%	3.00%	n/a	0.90%	0.10%	n/a
	IBP	USD	500,000	ACC	2.00%	3.00%	n/a	0.70%	n/a	<sup>(7)</sup>
	IBP <sup>(10)</sup>	<sup>(10)</sup>	–	ACC	2.00%	3.00%	n/a	0.70%	n/a	<sup>(7)</sup>
	IBHP <sup>(6)</sup>	CHF	500,000	ACC	2.00%	3.00%	n/a	0.70%	0.10%	<sup>(7)</sup>
	IBHP <sup>(6)</sup>	EUR	500,000	ACC	2.00%	3.00%	n/a	0.70%	0.10%	<sup>(7)</sup>
	IBHP <sup>(6)</sup>	<sup>(6)</sup>	–	ACC	2.00%	3.00%	n/a	0.70%	0.10%	<sup>(7)</sup>
	IB25	USD	25,000,000	ACC	2.00%	1.00%	n/a	0.70%	n/a	n/a
	IBH25 <sup>(6)</sup>	<sup>(6)</sup>	–	ACC	2.00%	1.00%	n/a	0.70%	0.10%	n/a
	IBP25	USD	25,000,000	ACC	2.00%	1.00%	n/a	0.60%	n/a	<sup>(7)</sup>
	IBHP25 <sup>(6)</sup>	<sup>(6)</sup>	–	ACC	2.00%	1.00%	n/a	0.60%	0.10%	<sup>(7)</sup>
	MA <sup>(8)</sup>	USD	25,000,000	D	2.00%	1.00%	n/a	0.70%	n/a	n/a
	MA <sup>(8)(10)</sup>	<sup>(10)</sup>	–	D	2.00%	1.00%	n/a	0.70%	n/a	n/a
	MAH <sup>(6)(8)</sup>	CHF	25,000,000	D	2.00%	1.00%	n/a	0.70%	0.10%	n/a
	MAH <sup>(6)(8)</sup>	EUR	25,000,000	D	2.00%	1.00%	n/a	0.70%	0.10%	n/a
	MAH <sup>(6)(8)</sup>	<sup>(6)</sup>	–	D	2.00%	1.00%	n/a	0.70%	0.10%	n/a
	MAP <sup>(8)</sup>	USD	25,000,000	D	2.00%	1.00%	n/a	0.60%	n/a	<sup>(7)</sup>
	MAHP <sup>(6)(8)</sup>	CHF	25,000,000	D	2.00%	1.00%	n/a	0.60%	0.10%	<sup>(7)</sup>
	MAHP <sup>(6)(8)</sup>	EUR	25,000,000	D	2.00%	1.00%	n/a	0.60%	0.10%	<sup>(7)</sup>
	MAHP <sup>(6)(8)</sup>	<sup>(6)</sup>	–	D	2.00%	1.00%	n/a	0.60%	0.10%	<sup>(7)</sup>
	MB <sup>(6)</sup>	USD	25,000,000	ACC	2.00%	1.00%	n/a	0.70%	n/a	n/a

Subfund (Reference Currency)	Share Class	Currency	Minimum holding	Type of Share <sup>(2)</sup>	Maximum adjustment of the Net Asset Value	Maximum sales charge	Maximum distribution fee (per annum)	Maximum management fee (per annum) <sup>(3)</sup>	Maximum FX hedging fee (per annum) <sup>(15)</sup>	Performance fee
	MB <sup>(6)(10)</sup>	<sup>(10)</sup>	–	ACC	2.00%	1.00%	n/a	0.70%	n/a	n/a
	MBH <sup>(6)(8)</sup>	CHF	25,000,000	ACC	2.00%	1.00%	n/a	0.70%	0.10%	n/a
	MBH <sup>(6)(8)</sup>	EUR	25,000,000	ACC	2.00%	1.00%	n/a	0.70%	0.10%	n/a
	MBH <sup>(6)(8)</sup>	<sup>(6)</sup>	–	ACC	2.00%	1.00%	n/a	0.70%	0.10%	n/a
	MBP <sup>(6)</sup>	USD	25,000,000	ACC	2.00%	1.00%	n/a	0.60%	n/a	<sup>(7)</sup>
	MBHP <sup>(6)(8)</sup>	CHF	25,000,000	ACC	2.00%	1.00%	n/a	0.60%	0.10%	<sup>(7)</sup>
	MBHP <sup>(6)(8)</sup>	EUR	25,000,000	ACC	2.00%	1.00%	n/a	0.60%	0.10%	<sup>(7)</sup>
	MBHP <sup>(6)(8)</sup>	<sup>(6)</sup>	–	ACC	2.00%	1.00%	n/a	0.60%	0.10%	<sup>(7)</sup>
	SA <sup>(11)</sup>	USD	n/a	D	2.00%	1.00%	n/a	0.80%	n/a	n/a
	SAH <sup>(6)(11)</sup>	CHF	n/a	D	2.00%	1.00%	n/a	0.80%	0.10%	n/a
	SAH <sup>(6)(11)</sup>	EUR	n/a	D	2.00%	1.00%	n/a	0.80%	0.10%	n/a
	SAH <sup>(6)(11)</sup>	<sup>(6)</sup>	0.10%	D	2.00%	1.00%	n/a	0.80%	0.10%	n/a
	SAP <sup>(11)</sup>	USD	n/a	D	2.00%	1.00%	n/a	0.60%	n/a	<sup>(7)</sup>
	SAHP <sup>(6)(11)</sup>	CHF	n/a	D	2.00%	1.00%	n/a	0.60%	0.10%	<sup>(7)</sup>
	SAHP <sup>(6)(11)</sup>	EUR	n/a	D	2.00%	1.00%	n/a	0.60%	0.10%	<sup>(7)</sup>
	SAHP <sup>(6)(11)</sup>	<sup>(6)</sup>	n/a	D	2.00%	1.00%	n/a	0.60%	0.10%	<sup>(7)</sup>
	SB <sup>(11)</sup>	USD	n/a	ACC	2.00%	1.00%	n/a	0.80%	n/a	n/a
	SBH <sup>(6)(11)</sup>	CHF	n/a	ACC	2.00%	1.00%	n/a	0.80%	0.10%	n/a
	SBH <sup>(6)(11)</sup>	EUR	n/a	ACC	2.00%	1.00%	n/a	0.80%	0.10%	n/a
	SBH <sup>(6)(11)</sup>	<sup>(6)</sup>	n/a	ACC	2.00%	1.00%	n/a	0.80%	0.10%	n/a
	SBP <sup>(11)</sup>	USD	n/a	ACC	2.00%	1.00%	n/a	0.60%	n/a	<sup>(7)</sup>
	SBHP <sup>(6)(11)</sup>	CHF	n/a	ACC	2.00%	1.00%	n/a	0.60%	0.10%	<sup>(7)</sup>
	SBHP <sup>(6)(11)</sup>	EUR	n/a	ACC	2.00%	1.00%	n/a	0.60%	0.10%	<sup>(7)</sup>
	SBHP <sup>(6)(11)</sup>	<sup>(6)</sup>	n/a	ACC	2.00%	1.00%	n/a	0.60%	0.10%	<sup>(7)</sup>
	UA <sup>(9)</sup>	USD	n/a	D	2.00%	5.00%	n/a	1.50%	n/a	n/a
	UA <sup>(9)(10)</sup>	<sup>(10)</sup>	n/a	D	2.00%	5.00%	n/a	1.50%	n/a	n/a
	UAH <sup>(6)(9)</sup>	<sup>(6)</sup>	n/a	D	2.00%	5.00%	n/a	1.50%	0.10%	n/a
	UAP <sup>(9)</sup>	USD	n/a	D	2.00%	5.00%	n/a	1.20%	n/a	<sup>(7)</sup>
	UAP <sup>(9)(10)</sup>	<sup>(10)</sup>	n/a	D	2.00%	5.00%	n/a	1.20%	n/a	<sup>(7)</sup>
	UAHP <sup>(6)(9)</sup>	<sup>(6)</sup>	n/a	D	2.00%	5.00%	n/a	1.20%	0.10%	<sup>(7)</sup>
	UA500 <sup>(9)</sup>	USD	500,000	D	2.00%	3.00%	n/a	0.90%	n/a	n/a
	UAH500 <sup>(6)(9)</sup>	<sup>(6)</sup>	–	D	2.00%	3.00%	n/a	0.90%	0.10%	n/a
	UAP500 <sup>(9)</sup>	USD	500,000	D	2.00%	3.00%	n/a	0.70%	n/a	<sup>(7)</sup>
	UAHP500 <sup>(6)(9)</sup>	<sup>(6)</sup>	–	D	2.00%	3.00%	n/a	0.70%	0.10%	<sup>(7)</sup>
	UB <sup>(9)</sup>	USD	n/a	ACC	2.00%	5.00%	n/a	1.50%	n/a	n/a
	UB <sup>(9)(10)</sup>	<sup>(10)</sup>	n/a	ACC	2.00%	5.00%	n/a	1.50%	n/a	n/a
	UBH <sup>(6)(9)</sup>	<sup>(6)</sup>	n/a	ACC	2.00%	5.00%	n/a	1.50%	0.10%	n/a
	UBH <sup>(6)(9)</sup>	EUR	n/a	ACC	2.00%	5.00%	n/a	1.50%	0.10%	n/a
	UBH <sup>(6)(9)</sup>	CHF	n/a	ACC	2.00%	5.00%	n/a	1.50%	0.10%	n/a
	UBP <sup>(9)</sup>	USD	n/a	ACC	2.00%	5.00%	n/a	1.20%	n/a	<sup>(7)</sup>
	UBP <sup>(9)(10)</sup>	<sup>(10)</sup>	n/a	ACC	2.00%	5.00%	n/a	1.20%	n/a	<sup>(7)</sup>
	UBHP <sup>(6)(9)</sup>	<sup>(6)</sup>	n/a	ACC	2.00%	5.00%	n/a	1.20%	0.10%	<sup>(7)</sup>
	UBHP <sup>(6)(9)</sup>	EUR	n/a	ACC	2.00%	5.00%	n/a	1.20%	0.10%	<sup>(7)</sup>
	UBHP <sup>(6)(9)</sup>	CHF	n/a	ACC	2.00%	5.00%	n/a	1.20%	0.10%	<sup>(7)</sup>
	UB500 <sup>(9)</sup>	USD	500,000	ACC	2.00%	3.00%	n/a	0.90%	n/a	n/a
	UBH500 <sup>(6)(9)</sup>	USD	–	ACC	2.00%	3.00%	n/a	0.90%	0.10%	n/a
	UBP500 <sup>(9)</sup>	<sup>(6)</sup>	500,000	ACC	2.00%	3.00%	n/a	0.70%	n/a	<sup>(7)</sup>
	UBHP500 <sup>(6)(9)</sup>	<sup>(6)</sup>	–	ACC	2.00%	3.00%	n/a	0.70%	0.10%	<sup>(7)</sup>
	UXA <sup>(17)</sup>	EUR	<sup>(17)</sup>	D	2.00%	n/a	n/a	1.15%	n/a	n/a
	UXAH <sup>(6)(17)</sup>	<sup>(6)</sup>	<sup>(17)</sup>	D	2.00%	n/a	n/a	1.15%	0.10%	n/a
	UXAP <sup>(18)</sup>	EUR	<sup>(18)</sup>	D	2.00%	n/a	n/a	0.95%	n/a	<sup>(7)</sup>
	UXAHP <sup>(6)(18)</sup>	<sup>(6)</sup>	<sup>(18)</sup>	D	2.00%	n/a	n/a	0.95%	0.10%	<sup>(7)</sup>
	UXB <sup>(17)</sup>	EUR	<sup>(17)</sup>	ACC	2.00%	n/a	n/a	1.15%	n/a	n/a
	UXBH <sup>(6)(17)</sup>	<sup>(6)</sup>	<sup>(17)</sup>	ACC	2.00%	n/a	n/a	1.15%	0.10%	n/a
	UXBP <sup>(18)</sup>	EUR	<sup>(18)</sup>	ACC	2.00%	n/a	n/a	0.95%	n/a	<sup>(7)</sup>

Subfund (Reference Currency)	Share Class	Currency	Minimum holding	Type of Share <sup>(2)</sup>	Maximum adjustment of the Net Asset Value	Maximum sales charge	Maximum distribution fee (per annum)	Maximum management fee (per annum) <sup>(3)</sup>	Maximum FX hedging fee (per annum) <sup>(15)</sup>	Performance fee
	UXBHP <sup>(6)</sup> <sup>(18)</sup>	<sup>(6)</sup>	<sup>(18)</sup>	ACC	2.00%	n/a	n/a	0.95%	0.10%	<sup>(7)</sup>
	X1A <sup>(16)</sup>	USD	<sup>(16)</sup>	D	2.00%	5.00%	n/a	1.92%	n/a	n/a
	X1A <sup>(16)</sup>	<sup>(10)</sup>	<sup>(16)</sup>	D	2.00%	5.00%	n/a	1.92%	n/a	n/a
	X1AH <sup>(6)</sup> <sup>(16)</sup>	EUR	<sup>(16)</sup>	D	2.00%	5.00%	n/a	1.92%	0.10%	n/a
	X1AH <sup>(6)</sup> <sup>(16)</sup>	<sup>(6)</sup>	<sup>(16)</sup>	D	2.00%	5.00%	n/a	1.92%	0.10%	n/a
	X1AP <sup>(16)</sup>	USD	<sup>(16)</sup>	D	2.00%	5.00%	n/a	1.60%	n/a	<sup>(7)</sup>
	X1AP <sup>(16)</sup>	<sup>(10)</sup>	<sup>(16)</sup>	D	2.00%	5.00%	n/a	1.60%	n/a	<sup>(7)</sup>
	X1AHP <sup>(6)</sup> <sup>(16)</sup>	EUR	<sup>(16)</sup>	D	2.00%	5.00%	n/a	1.60%	0.10%	<sup>(7)</sup>
	X1AHP <sup>(6)</sup> <sup>(16)</sup>	<sup>(6)</sup>	<sup>(16)</sup>	D	2.00%	5.00%	n/a	1.60%	0.10%	<sup>(7)</sup>
	X1B <sup>(16)</sup>	USD	<sup>(16)</sup>	ACC	2.00%	5.00%	n/a	1.92%	n/a	n/a
	X1B <sup>(16)</sup>	<sup>(10)</sup>	<sup>(16)</sup>	ACC	2.00%	5.00%	n/a	1.92%	n/a	n/a
	X1BH <sup>(6)</sup> <sup>(16)</sup>	EUR	<sup>(16)</sup>	ACC	2.00%	5.00%	n/a	1.92%	0.10%	n/a
	X1BH <sup>(6)</sup> <sup>(16)</sup>	CHF	<sup>(16)</sup>	ACC	2.00%	5.00%	n/a	1.92%	0.10%	n/a
	X1BH <sup>(6)</sup> <sup>(16)</sup>	<sup>(6)</sup>	<sup>(16)</sup>	ACC	2.00%	5.00%	n/a	1.92%	0.10%	n/a
	X1BP <sup>(16)</sup>	USD	<sup>(16)</sup>	ACC	2.00%	5.00%	n/a	1.60%	n/a	<sup>(7)</sup>
	X1BP <sup>(16)</sup>	<sup>(10)</sup>	<sup>(16)</sup>	ACC	2.00%	5.00%	n/a	1.60%	n/a	<sup>(7)</sup>
	X1BHP <sup>(6)</sup> <sup>(16)</sup>	EUR	<sup>(16)</sup>	ACC	2.00%	5.00%	n/a	1.60%	0.10%	<sup>(7)</sup>
	X1BHP <sup>(6)</sup> <sup>(16)</sup>	CHF	<sup>(16)</sup>	ACC	2.00%	5.00%	n/a	1.60%	0.10%	<sup>(7)</sup>
	X1BHP <sup>(6)</sup> <sup>(16)</sup>	<sup>(6)</sup>	<sup>(16)</sup>	ACC	2.00%	5.00%	n/a	1.60%	0.10%	<sup>(7)</sup>
	X2A <sup>(16)</sup>	USD	<sup>(16)</sup>	D	2.00%	5.00%	n/a	1.92%	n/a	n/a
	X2A <sup>(16)</sup>	<sup>(10)</sup>	<sup>(16)</sup>	D	2.00%	5.00%	n/a	1.92%	n/a	n/a
	X2AH <sup>(6)</sup> <sup>(16)</sup>	EUR	<sup>(16)</sup>	D	2.00%	5.00%	n/a	1.92%	0.10%	n/a
	X2AH <sup>(6)</sup> <sup>(16)</sup>	<sup>(6)</sup>	<sup>(16)</sup>	D	2.00%	5.00%	n/a	1.92%	0.10%	n/a
	X2AP <sup>(16)</sup>	USD	<sup>(16)</sup>	D	2.00%	5.00%	n/a	1.60%	n/a	<sup>(7)</sup>
	X2AP <sup>(16)</sup>	<sup>(10)</sup>	<sup>(16)</sup>	D	2.00%	5.00%	n/a	1.60%	n/a	<sup>(7)</sup>
	X2AHP <sup>(6)</sup> <sup>(16)</sup>	EUR	<sup>(16)</sup>	D	2.00%	5.00%	n/a	1.60%	0.10%	<sup>(7)</sup>
	X2AHP <sup>(6)</sup> <sup>(16)</sup>	<sup>(6)</sup>	<sup>(16)</sup>	D	2.00%	5.00%	n/a	1.60%	0.10%	<sup>(7)</sup>
	X2B <sup>(16)</sup>	USD	<sup>(16)</sup>	ACC	2.00%	5.00%	n/a	1.92%	n/a	n/a
	X2B <sup>(16)</sup>	<sup>(10)</sup>	<sup>(16)</sup>	ACC	2.00%	5.00%	n/a	1.92%	n/a	n/a
	X2BH <sup>(6)</sup> <sup>(16)</sup>	EUR	<sup>(16)</sup>	ACC	2.00%	5.00%	n/a	1.92%	0.10%	n/a
	X2BH <sup>(6)</sup> <sup>(16)</sup>	CHF	<sup>(16)</sup>	ACC	2.00%	5.00%	n/a	1.92%	0.10%	n/a
	X2BH <sup>(6)</sup> <sup>(16)</sup>	<sup>(6)</sup>	<sup>(16)</sup>	ACC	2.00%	5.00%	n/a	1.92%	0.10%	n/a
	X2BP <sup>(16)</sup>	USD	<sup>(16)</sup>	ACC	2.00%	5.00%	n/a	1.60%	n/a	<sup>(7)</sup>
	X2BP <sup>(16)</sup>	<sup>(10)</sup>	<sup>(16)</sup>	ACC	2.00%	5.00%	n/a	1.60%	n/a	<sup>(7)</sup>
	X2BHP <sup>(6)</sup> <sup>(16)</sup>	EUR	<sup>(16)</sup>	ACC	2.00%	5.00%	n/a	1.60%	0.10%	<sup>(7)</sup>
	X2BHP <sup>(6)</sup> <sup>(16)</sup>	CHF	<sup>(16)</sup>	ACC	2.00%	5.00%	n/a	1.60%	0.10%	<sup>(7)</sup>
	X2BHP <sup>(6)</sup> <sup>(16)</sup>	<sup>(6)</sup>	<sup>(16)</sup>	ACC	2.00%	5.00%	n/a	1.60%	0.10%	<sup>(7)</sup>
	X3A <sup>(16)</sup>	USD	<sup>(16)</sup>	D	2.00%	5.00%	n/a	1.92%	n/a	n/a
	X3A <sup>(16)</sup>	<sup>(10)</sup>	<sup>(16)</sup>	D	2.00%	5.00%	n/a	1.92%	n/a	n/a
	X3AH <sup>(6)</sup> <sup>(16)</sup>	EUR	<sup>(16)</sup>	D	2.00%	5.00%	n/a	1.92%	0.10%	n/a
	X3AH <sup>(6)</sup> <sup>(16)</sup>	<sup>(6)</sup>	<sup>(16)</sup>	D	2.00%	5.00%	n/a	1.92%	0.10%	n/a
	X3AP <sup>(16)</sup>	USD	<sup>(16)</sup>	D	2.00%	5.00%	n/a	1.60%	n/a	<sup>(7)</sup>
	X3AP <sup>(16)</sup>	<sup>(10)</sup>	<sup>(16)</sup>	D	2.00%	5.00%	n/a	1.60%	n/a	<sup>(7)</sup>
	X3AHP <sup>(6)</sup> <sup>(16)</sup>	EUR	<sup>(16)</sup>	D	2.00%	5.00%	n/a	1.60%	0.10%	<sup>(7)</sup>
	X3AHP <sup>(6)</sup> <sup>(16)</sup>	<sup>(6)</sup>	<sup>(16)</sup>	D	2.00%	5.00%	n/a	1.60%	0.10%	<sup>(7)</sup>
	X3B <sup>(16)</sup>	USD	<sup>(16)</sup>	ACC	2.00%	5.00%	n/a	1.92%	n/a	n/a
	X3B <sup>(16)</sup>	<sup>(10)</sup>	<sup>(16)</sup>	ACC	2.00%	5.00%	n/a	1.92%	n/a	n/a
	X3BH <sup>(6)</sup> <sup>(16)</sup>	EUR	<sup>(16)</sup>	ACC	2.00%	5.00%	n/a	1.92%	0.10%	n/a
	X3BH <sup>(6)</sup> <sup>(16)</sup>	CHF	<sup>(16)</sup>	ACC	2.00%	5.00%	n/a	1.92%	0.10%	n/a
	X3BH <sup>(6)</sup> <sup>(16)</sup>	<sup>(6)</sup>	<sup>(16)</sup>	ACC	2.00%	5.00%	n/a	1.92%	0.10%	n/a
	X3BP <sup>(16)</sup>	USD	<sup>(16)</sup>	ACC	2.00%	5.00%	n/a	1.60%	n/a	<sup>(7)</sup>
	X3BP <sup>(16)</sup>	<sup>(10)</sup>	<sup>(16)</sup>	ACC	2.00%	5.00%	n/a	1.60%	n/a	<sup>(7)</sup>
	X3BHP <sup>(6)</sup> <sup>(16)</sup>	EUR	<sup>(16)</sup>	ACC	2.00%	5.00%	n/a	1.60%	0.10%	<sup>(7)</sup>
	X3BHP <sup>(6)</sup> <sup>(16)</sup>	CHF	<sup>(16)</sup>	ACC	2.00%	5.00%	n/a	1.60%	0.10%	<sup>(7)</sup>
	X3BHP <sup>(6)</sup> <sup>(16)</sup>	<sup>(6)</sup>	<sup>(16)</sup>	ACC	2.00%	5.00%	n/a	1.60%	0.10%	<sup>(7)</sup>

Subfund (Reference Currency)	Share Class	Currency	Minimum holding	Type of Share <sup>(2)</sup>	Maximum adjustment of the Net Asset Value	Maximum sales charge	Maximum distribution fee (per annum)	Maximum management fee (per annum) <sup>(3)</sup>	Maximum FX hedging fee (per annum) <sup>(15)</sup>	Performance fee
Credit Suisse (Lux) Environmental Impact Equity Fund (USD)	A	USD	n/a	D	2.00%	5.00%	n/a	1.92%	n/a	n/a
	A	JPY	n/a	D	2.00%	5.00%	n/a	1.92%	n/a	n/a
	A	<sup>(10)</sup>	n/a	D	2.00%	5.00%	n/a	1.92%	n/a	n/a
	AH <sup>(6)</sup>	EUR	n/a	D	2.00%	5.00%	n/a	1.92%	0.10%	n/a
	AH <sup>(6)</sup>	JPY	n/a	D	2.00%	5.00%	n/a	1.92%	0.10%	n/a
	AH <sup>(6)</sup>	<sup>(6)</sup>	n/a	D	2.00%	5.00%	n/a	1.92%	0.10%	n/a
	AP	USD	n/a	D	2.00%	5.00%	n/a	1.60%	n/a	<sup>(7)</sup>
	AP	<sup>(10)</sup>	n/a	D	2.00%	5.00%	n/a	1.60%	n/a	<sup>(7)</sup>
	AHP <sup>(6)</sup>	EUR	n/a	D	2.00%	5.00%	n/a	1.60%	0.10%	<sup>(7)</sup>
	AHP <sup>(6)</sup>	<sup>(6)</sup>	n/a	D	2.00%	5.00%	n/a	1.60%	0.10%	<sup>(7)</sup>
	B	USD	n/a	ACC	2.00%	5.00%	n/a	1.92%	n/a	n/a
	B	JPY	n/a	ACC	2.00%	5.00%	n/a	1.92%	n/a	n/a
	B	<sup>(10)</sup>	n/a	ACC	2.00%	5.00%	n/a	1.92%	n/a	n/a
	BH <sup>(6)</sup>	EUR	n/a	ACC	2.00%	5.00%	n/a	1.92%	0.10%	n/a
	BH <sup>(6)</sup>	CHF	n/a	ACC	2.00%	5.00%	n/a	1.92%	0.10%	n/a
	BH <sup>(6)</sup>	JPY	n/a	ACC	2.00%	5.00%	n/a	1.92%	0.10%	n/a
	BH <sup>(6)</sup>	<sup>(6)</sup>	n/a	ACC	2.00%	5.00%	n/a	1.92%	0.10%	n/a
	BP	USD	n/a	ACC	2.00%	5.00%	n/a	1.60%	n/a	<sup>(7)</sup>
	BP	<sup>(10)</sup>	n/a	ACC	2.00%	5.00%	n/a	1.60%	n/a	<sup>(7)</sup>
	BHP <sup>(6)</sup>	EUR	n/a	ACC	2.00%	5.00%	n/a	1.60%	0.10%	<sup>(7)</sup>
	BHP <sup>(6)</sup>	CHF	n/a	ACC	2.00%	5.00%	n/a	1.60%	0.10%	<sup>(7)</sup>
	BHP <sup>(6)</sup>	<sup>(6)</sup>	n/a	ACC	2.00%	5.00%	n/a	1.60%	0.10%	<sup>(7)</sup>
	CA <sup>(12)</sup>	USD	n/a	D	2.00%	n/a	0.70%	1.92%	n/a	n/a
	CA	<sup>(10)</sup>	n/a	D	2.00%	n/a	0.70%	1.92%	n/a	n/a
	CAH <sup>(6)(12)</sup>	<sup>(6)</sup>	n/a	D	2.00%	n/a	0.70%	1.92%	0.10%	n/a
	CAH <sup>(6)(12)</sup>	EUR	n/a	D	2.00%	n/a	0.70%	1.92%	0.10%	n/a
	CAH <sup>(6)(12)</sup>	CHF	n/a	D	2.00%	n/a	0.70%	1.92%	0.10%	n/a
	CAP <sup>(12)</sup>	USD	n/a	D	2.00%	n/a	0.70%	1.60%	n/a	<sup>(7)</sup>
	CAP <sup>(12)</sup>	<sup>(10)</sup>	n/a	D	2.00%	n/a	0.70%	1.60%	n/a	<sup>(7)</sup>
	CAHP <sup>(6)(12)</sup>	<sup>(6)</sup>	n/a	D	2.00%	n/a	0.70%	1.60%	0.10%	<sup>(7)</sup>
	CAHP <sup>(6)(12)</sup>	EUR	n/a	D	2.00%	n/a	0.70%	1.60%	0.10%	<sup>(7)</sup>
	CAHP <sup>(6)(12)</sup>	CHF	n/a	D	2.00%	n/a	0.70%	1.60%	0.10%	<sup>(7)</sup>
	CB <sup>(12)</sup>	USD	n/a	ACC	2.00%	n/a	0.70%	1.92%	n/a	n/a
	CB	<sup>(10)</sup>	n/a	ACC	2.00%	n/a	0.70%	1.92%	n/a	n/a
	CBH <sup>(6)(12)</sup>	<sup>(6)</sup>	n/a	ACC	2.00%	n/a	0.70%	1.92%	0.10%	n/a
	CBH <sup>(6)(12)</sup>	EUR	n/a	ACC	2.00%	n/a	0.70%	1.92%	0.10%	n/a
	CBH <sup>(6)(12)</sup>	CHF	n/a	ACC	2.00%	n/a	0.70%	1.92%	0.10%	n/a
	CBP <sup>(12)</sup>	USD	n/a	ACC	2.00%	n/a	0.70%	1.60%	n/a	<sup>(7)</sup>
	CBP <sup>(12)</sup>	<sup>(10)</sup>	n/a	ACC	2.00%	n/a	0.70%	1.60%	n/a	<sup>(7)</sup>
	CBHP <sup>(6)(12)</sup>	<sup>(6)</sup>	n/a	ACC	2.00%	n/a	0.70%	1.60%	0.10%	<sup>(7)</sup>
	CBHP <sup>(6)(12)</sup>	EUR	n/a	ACC	2.00%	n/a	0.70%	1.60%	0.10%	<sup>(7)</sup>
	CBHP <sup>(6)(12)</sup>	CHF	n/a	ACC	2.00%	n/a	0.70%	1.60%	0.10%	<sup>(7)</sup>
	DA <sup>(4)</sup>	USD	n/a	D	2.00%	n/a	n/a	n/a <sup>(5)</sup>	n/a	n/a
	DAH <sup>(4)(6)</sup>	<sup>(6)</sup>	n/a	D	2.00%	n/a	n/a	n/a <sup>(5)</sup>	n/a	n/a
	DAP <sup>(4)(13)</sup>	USD	n/a	D	2.00%	n/a	n/a	n/a <sup>(13)</sup>	n/a	<sup>(7)</sup>
	DAH <sup>(4)(6)(13)</sup>	<sup>(6)</sup>	n/a	D	2.00%	n/a	n/a	n/a <sup>(13)</sup>	n/a	<sup>(7)</sup>
	DB <sup>(4)</sup>	USD	n/a	ACC	2.00%	n/a	n/a	n/a <sup>(5)</sup>	n/a	n/a
DBH <sup>(4)(6)</sup>	<sup>(6)</sup>	n/a	ACC	2.00%	n/a	n/a	n/a <sup>(5)</sup>	n/a	n/a	
DBP <sup>(4)(13)</sup>	USD	n/a	ACC	2.00%	n/a	n/a	n/a <sup>(13)</sup>	n/a	<sup>(7)</sup>	
DBHP <sup>(4)(6)(13)</sup>	<sup>(6)</sup>	n/a	ACC	2.00%	n/a	n/a	n/a <sup>(13)</sup>	n/a	<sup>(7)</sup>	
EA <sup>(8)</sup>	USD	n/a	D	2.00%	3.00%	n/a	0.90%	n/a	n/a	
EA	<sup>(10)</sup>	n/a	D	2.00%	3.00%	n/a	0.90%	n/a	n/a	
EAH <sup>(6)(8)</sup>	<sup>(6)</sup>	n/a	D	2.00%	3.00%	n/a	0.90%	0.10%	n/a	
EAP <sup>(8)</sup>	USD	n/a	D	2.00%	3.00%	n/a	0.70%	n/a	<sup>(7)</sup>	
EAP <sup>(8)</sup>	<sup>(10)</sup>	n/a	D	2.00%	3.00%	n/a	0.70%	n/a	<sup>(7)</sup>	

Subfund (Reference Currency)	Share Class	Currency	Minimum holding	Type of Share <sup>(2)</sup>	Maximum adjustment of the Net Asset Value	Maximum sales charge	Maximum distribution fee (per annum)	Maximum management fee (per annum) <sup>(3)</sup>	Maximum FX hedging fee (per annum) <sup>(15)</sup>	Performance fee
	EAHP <sup>(6)(8)</sup>	<sup>(6)</sup>	n/a	D	2.00%	3.00%	n/a	0.70%	0.10%	<sup>(7)</sup>
	EB <sup>(8)</sup>	USD	n/a	ACC	2.00%	3.00%	n/a	0.90%	n/a	n/a
	EB <sup>(8)</sup>	<sup>(10)</sup>	n/a	ACC	2.00%	3.00%	n/a	0.90%	n/a	n/a
	EBH <sup>(6)(8)</sup>	<sup>(6)</sup>	n/a	ACC	2.00%	3.00%	n/a	0.90%	0.10%	n/a
	EBH <sup>(6)(8)</sup>	EUR	n/a	ACC	2.00%	3.00%	n/a	0.90%	0.10%	n/a
	EBP <sup>(8)</sup>	USD	n/a	ACC	2.00%	3.00%	n/a	0.70%	n/a	<sup>(7)</sup>
	EBP <sup>(8)</sup>	<sup>(10)</sup>	n/a	ACC	2.00%	3.00%	n/a	0.70%	n/a	<sup>(7)</sup>
	EBHP <sup>(6)(8)</sup>	<sup>(6)</sup>	n/a	ACC	2.00%	3.00%	n/a	0.70%	0.10%	<sup>(7)</sup>
	EBHP <sup>(6)(8)</sup>	EUR	n/a	ACC	2.00%	3.00%	n/a	0.70%	0.10%	<sup>(7)</sup>
	IA	USD	500,000	D	2.00%	3.00%	n/a	0.90%	n/a	n/a
	IA	<sup>(10)</sup>	–	D	2.00%	3.00%	n/a	0.90%	n/a	n/a
	IAH <sup>(6)</sup>	<sup>(6)</sup>	–	D	2.00%	3.00%	n/a	0.90%	0.10%	n/a
	IAP	USD	500,000	D	2.00%	3.00%	n/a	0.70%	n/a	<sup>(7)</sup>
	IAP	<sup>(10)</sup>	–	D	2.00%	3.00%	n/a	0.70%	n/a	<sup>(7)</sup>
	IAHP <sup>(6)</sup>	<sup>(6)</sup>	–	D	2.00%	3.00%	n/a	0.70%	0.10%	<sup>(7)</sup>
	IA25	USD	25,000,000	D	2.00%	1.00%	n/a	0.70%	n/a	n/a
	IAH25 <sup>(6)</sup>	<sup>(6)</sup>	–	D	2.00%	1.00%	n/a	0.70%	0.10%	n/a
	IAP25	USD	25,000,000	D	2.00%	1.00%	n/a	0.60%	n/a	n/a
	IAHP25 <sup>(6)</sup>	<sup>(6)</sup>	–	D	2.00%	1.00%	n/a	0.60%	0.10%	n/a
	IB	USD	500,000	ACC	2.00%	3.00%	n/a	0.90%	n/a	n/a
	IB	<sup>(10)</sup>	–	ACC	2.00%	3.00%	n/a	0.90%	n/a	n/a
	IBH <sup>(6)</sup>	CHF	500,000	ACC	2.00%	3.00%	n/a	0.90%	0.10%	n/a
	IBH <sup>(6)</sup>	EUR	500,000	ACC	2.00%	3.00%	n/a	0.90%	0.10%	n/a
	IBH <sup>(6)</sup>	<sup>(6)</sup>	–	ACC	2.00%	3.00%	n/a	0.90%	0.10%	n/a
	IBP	USD	500,000	ACC	2.00%	3.00%	n/a	0.70%	n/a	<sup>(7)</sup>
	IBP	<sup>(10)</sup>	–	ACC	2.00%	3.00%	n/a	0.70%	n/a	<sup>(7)</sup>
	IBHP <sup>(6)</sup>	CHF	500,000	ACC	2.00%	3.00%	n/a	0.70%	0.10%	<sup>(7)</sup>
	IBHP <sup>(6)</sup>	EUR	500,000	ACC	2.00%	3.00%	n/a	0.70%	0.10%	<sup>(7)</sup>
	IBHP <sup>(6)</sup>	<sup>(6)</sup>	–	ACC	2.00%	3.00%	n/a	0.70%	0.10%	<sup>(7)</sup>
	IB25	USD	25,000,000	ACC	2.00%	1.00%	n/a	0.70%	n/a	n/a
	IBH25 <sup>(6)</sup>	<sup>(6)</sup>	–	ACC	2.00%	1.00%	n/a	0.70%	0.10%	n/a
	IBP25	USD	25,000,000	ACC	2.00%	1.00%	n/a	0.60%	n/a	<sup>(7)</sup>
	IBHP25 <sup>(6)</sup>	<sup>(6)</sup>	–	ACC	2.00%	1.00%	n/a	0.60%	0.10%	<sup>(7)</sup>
	MA <sup>(8)</sup>	USD	25,000,000	D	2.00%	1.00%	n/a	0.70%	n/a	n/a
	MA <sup>(8)(10)</sup>	<sup>(10)</sup>	–	D	2.00%	1.00%	n/a	0.70%	n/a	n/a
	MAH <sup>(6)(8)</sup>	CHF	25,000,000	D	2.00%	1.00%	n/a	0.70%	0.10%	n/a
	MAH <sup>(6)(8)</sup>	EUR	25,000,000	D	2.00%	1.00%	n/a	0.70%	0.10%	n/a
	MAH <sup>(6)(8)</sup>	<sup>(6)</sup>	–	D	2.00%	1.00%	n/a	0.70%	0.10%	n/a
	MAP <sup>(8)</sup>	USD	25,000,000	D	2.00%	1.00%	n/a	0.60%	n/a	<sup>(7)</sup>
	MAHP <sup>(6)(8)</sup>	CHF	25,000,000	D	2.00%	1.00%	n/a	0.60%	0.10%	<sup>(7)</sup>
	MAHP <sup>(6)(8)</sup>	EUR	25,000,000	D	2.00%	1.00%	n/a	0.60%	0.10%	<sup>(7)</sup>
	MAHP <sup>(6)(8)</sup>	<sup>(6)</sup>	–	D	2.00%	1.00%	n/a	0.60%	0.10%	<sup>(7)</sup>
	MB <sup>(6)</sup>	USD	25,000,000	ACC	2.00%	1.00%	n/a	0.70%	n/a	n/a
	MB <sup>(6)(10)</sup>	<sup>(10)</sup>	–	ACC	2.00%	1.00%	n/a	0.70%	n/a	n/a
	MBH <sup>(6)(8)</sup>	CHF	25,000,000	ACC	2.00%	1.00%	n/a	0.70%	0.10%	n/a
	MBH <sup>(6)(8)</sup>	EUR	25,000,000	ACC	2.00%	1.00%	n/a	0.70%	0.10%	n/a
	MBH <sup>(6)(8)</sup>	<sup>(6)</sup>	–	ACC	2.00%	1.00%	n/a	0.70%	0.10%	n/a
	MBP <sup>(6)</sup>	USD	25,000,000	ACC	2.00%	1.00%	n/a	0.60%	n/a	<sup>(7)</sup>
	MBHP <sup>(6)(8)</sup>	CHF	25,000,000	ACC	2.00%	1.00%	n/a	0.60%	0.10%	<sup>(7)</sup>
	MBHP <sup>(6)(8)</sup>	EUR	25,000,000	ACC	2.00%	1.00%	n/a	0.60%	0.10%	<sup>(7)</sup>
	MBHP <sup>(6)(8)</sup>	<sup>(6)</sup>	–	ACC	2.00%	1.00%	n/a	0.60%	0.10%	<sup>(7)</sup>
	SA <sup>(11)</sup>	USD	n/a	D	2.00%	1.00%	n/a	0.80%	n/a	n/a
	SAH <sup>(6)(11)</sup>	CHF	n/a	D	2.00%	1.00%	n/a	0.80%	0.10%	n/a
	SAH <sup>(6)(11)</sup>	EUR	n/a	D	2.00%	1.00%	n/a	0.80%	0.10%	n/a
	SAH <sup>(6)(11)</sup>	<sup>(6)</sup>	n/a	D	2.00%	1.00%	n/a	0.80%	0.10%	n/a

Subfund (Reference Currency)	Share Class	Currency	Minimum holding	Type of Share <sup>(2)</sup>	Maximum adjustment of the Net Asset Value	Maximum sales charge	Maximum distribution fee (per annum)	Maximum management fee (per annum) <sup>(3)</sup>	Maximum FX hedging fee (per annum) <sup>(15)</sup>	Performance fee
	SAP <sup>(11)</sup>	USD	n/a	D	2.00%	1.00%	n/a	0.60%	n/a	<sup>(7)</sup>
	SAHP <sup>(6)(11)</sup>	CHF	n/a	D	2.00%	1.00%	n/a	0.60%	0.10%	<sup>(7)</sup>
	SAHP <sup>(6)(11)</sup>	EUR	n/a	D	2.00%	1.00%	n/a	0.60%	0.10%	<sup>(7)</sup>
	SAHP <sup>(6)(11)</sup>	<sup>(6)</sup>	n/a	D	2.00%	1.00%	n/a	0.60%	0.10%	<sup>(7)</sup>
	SB <sup>(11)</sup>	USD	n/a	ACC	2.00%	1.00%	n/a	0.80%	n/a	n/a
	SBH <sup>(6)(11)</sup>	CHF	n/a	ACC	2.00%	1.00%	n/a	0.80%	0.10%	n/a
	SBH <sup>(6)(11)</sup>	EUR	n/a	ACC	2.00%	1.00%	n/a	0.80%	0.10%	n/a
	SBH <sup>(6)(11)</sup>	<sup>(6)</sup>	n/a	ACC	2.00%	1.00%	n/a	0.80%	0.10%	n/a
	SBP <sup>(11)</sup>	USD	n/a	ACC	2.00%	1.00%	n/a	0.60%	n/a	<sup>(7)</sup>
	SBHP <sup>(6)(11)</sup>	CHF	n/a	ACC	2.00%	1.00%	n/a	0.60%	0.10%	<sup>(7)</sup>
	SBHP <sup>(6)(11)</sup>	EUR	n/a	ACC	2.00%	1.00%	n/a	0.60%	0.10%	<sup>(7)</sup>
	SBHP <sup>(6)(11)</sup>	<sup>(6)</sup>	n/a	ACC	2.00%	1.00%	n/a	0.60%	0.10%	<sup>(7)</sup>
	UA <sup>(9)</sup>	USD	n/a	D	2.00%	5.00%	n/a	1.50%	n/a	n/a
	UA <sup>(9)</sup>	<sup>(10)</sup>	n/a	D	2.00%	5.00%	n/a	1.50%	n/a	n/a
	UAH <sup>(6)(9)</sup>	<sup>(6)</sup>	n/a	D	2.00%	5.00%	n/a	1.50%	0.10%	n/a
	UAP <sup>(9)</sup>	USD	n/a	D	2.00%	5.00%	n/a	1.20%	n/a	<sup>(7)</sup>
	UAP <sup>(9)</sup>	<sup>(10)</sup>	n/a	D	2.00%	5.00%	n/a	1.20%	n/a	<sup>(7)</sup>
	UAHP <sup>(6)(9)</sup>	<sup>(6)</sup>	n/a	D	2.00%	5.00%	n/a	1.20%	0.10%	<sup>(7)</sup>
	UA500 <sup>(9)</sup>	USD	500,000	D	2.00%	3.00%	n/a	0.90%	n/a	n/a
	UAH500 <sup>(6)(9)</sup>	<sup>(6)</sup>	-	D	2.00%	3.00%	n/a	0.90%	0.10%	n/a
	UAP500 <sup>(9)</sup>	USD	500,000	D	2.00%	3.00%	n/a	0.70%	n/a	<sup>(7)</sup>
	UAHP500 <sup>(6)(9)</sup>	<sup>(6)</sup>	-	D	2.00%	3.00%	n/a	0.70%	0.10%	<sup>(7)</sup>
	UB <sup>(9)</sup>	USD	n/a	ACC	2.00%	5.00%	n/a	1.50%	n/a	n/a
	UB <sup>(9)</sup>	<sup>(10)</sup>	n/a	ACC	2.00%	5.00%	n/a	1.50%	n/a	n/a
	UBH <sup>(6)(9)</sup>	<sup>(6)</sup>	n/a	ACC	2.00%	5.00%	n/a	1.50%	0.10%	n/a
	UBH <sup>(6)(9)</sup>	EUR	n/a	ACC	2.00%	5.00%	n/a	1.50%	0.10%	n/a
	UBH <sup>(6)(9)</sup>	CHF	n/a	ACC	2.00%	5.00%	n/a	1.50%	0.10%	n/a
	UBP <sup>(9)</sup>	USD	n/a	ACC	2.00%	5.00%	n/a	1.20%	n/a	<sup>(7)</sup>
	UBP <sup>(9)(10)</sup>	<sup>(10)</sup>	n/a	ACC	2.00%	5.00%	n/a	1.20%	n/a	<sup>(7)</sup>
	UBHP <sup>(6)(9)</sup>	<sup>(6)</sup>	n/a	ACC	2.00%	5.00%	n/a	1.20%	0.10%	<sup>(7)</sup>
	UBHP <sup>(6)(9)</sup>	EUR	n/a	ACC	2.00%	5.00%	n/a	1.20%	0.10%	<sup>(7)</sup>
	UBHP <sup>(6)(9)</sup>	CHF	n/a	ACC	2.00%	5.00%	n/a	1.20%	0.10%	<sup>(7)</sup>
	UB500 <sup>(9)</sup>	USD	500,000	ACC	2.00%	3.00%	n/a	0.90%	n/a	n/a
	UBH500 <sup>(6)(9)</sup>	<sup>(6)</sup>	-	ACC	2.00%	3.00%	n/a	0.90%	0.10%	n/a
	UBP500 <sup>(9)</sup>	USD	500,000	ACC	2.00%	3.00%	n/a	0.70%	n/a	<sup>(7)</sup>
	UBHP500 <sup>(6)(9)</sup>	<sup>(6)</sup>	-	ACC	2.00%	3.00%	n/a	0.70%	0.10%	<sup>(7)</sup>
	UXA <sup>(17)</sup>	EUR	<sup>(17)</sup>	D	2.00%	n/a	n/a	1.15%	n/a	n/a
	UXAH <sup>(6)(17)</sup>	<sup>(6)</sup>	<sup>(17)</sup>	D	2.00%	n/a	n/a	1.15%	0.10%	n/a
	UXAP <sup>(18)</sup>	EUR	<sup>(18)</sup>	D	2.00%	n/a	n/a	0.95%	n/a	<sup>(7)</sup>
	UXAHP <sup>(6)(18)</sup>	<sup>(6)</sup>	<sup>(18)</sup>	D	2.00%	n/a	n/a	0.95%	0.10%	<sup>(7)</sup>
	UXB <sup>(17)</sup>	EUR	<sup>(17)</sup>	ACC	2.00%	n/a	n/a	1.15%	n/a	n/a
	UXBH <sup>(6)(17)</sup>	<sup>(6)</sup>	<sup>(17)</sup>	ACC	2.00%	n/a	n/a	1.15%	0.10%	n/a
	UXBP <sup>(18)</sup>	EUR	<sup>(18)</sup>	ACC	2.00%	n/a	n/a	0.95%	n/a	<sup>(7)</sup>
	UXBHP <sup>(6)(18)</sup>	<sup>(6)</sup>	<sup>(18)</sup>	ACC	2.00%	n/a	n/a	0.95%	0.10%	<sup>(7)</sup>
	X1A <sup>(16)</sup>	USD	<sup>(16)</sup>	D	2.00%	5.00%	n/a	1.92%	n/a	n/a
	X1A <sup>(16)</sup>	<sup>(10)</sup>	<sup>(16)</sup>	D	2.00%	5.00%	n/a	1.92%	n/a	n/a
	X1AH <sup>(6)(16)</sup>	EUR	<sup>(16)</sup>	D	2.00%	5.00%	n/a	1.92%	0.10%	n/a
	X1AH <sup>(6)(16)</sup>	<sup>(6)</sup>	<sup>(16)</sup>	D	2.00%	5.00%	n/a	1.92%	0.10%	n/a
	X1AP <sup>(16)</sup>	USD	<sup>(16)</sup>	D	2.00%	5.00%	n/a	1.60%	n/a	<sup>(7)</sup>
	X1AP <sup>(16)</sup>	<sup>(10)</sup>	<sup>(16)</sup>	D	2.00%	5.00%	n/a	1.60%	n/a	<sup>(7)</sup>
	X1AHP <sup>(6)(16)</sup>	EUR	<sup>(16)</sup>	D	2.00%	5.00%	n/a	1.60%	0.10%	<sup>(7)</sup>
	X1AHP <sup>(6)(16)</sup>	<sup>(6)</sup>	<sup>(16)</sup>	D	2.00%	5.00%	n/a	1.60%	0.10%	<sup>(7)</sup>
	X1B <sup>(16)</sup>	USD	<sup>(16)</sup>	ACC	2.00%	5.00%	n/a	1.92%	n/a	n/a
	X1B <sup>(16)</sup>	<sup>(10)</sup>	<sup>(16)</sup>	ACC	2.00%	5.00%	n/a	1.92%	n/a	n/a
	X1BH <sup>(6)(16)</sup>	EUR	<sup>(16)</sup>	ACC	2.00%	5.00%	n/a	1.92%	0.10%	n/a

Subfund (Reference Currency)	Share Class	Currency	Minimum holding	Type of Share <sup>(2)</sup>	Maximum adjustment of the Net Asset Value	Maximum sales charge	Maximum distribution fee (per annum)	Maximum management fee (per annum) <sup>(3)</sup>	Maximum FX hedging fee (per annum) <sup>(15)</sup>	Performance fee
	X1BH <sup>(6)(16)</sup>	CHF	<sup>(16)</sup>	ACC	2.00%	5.00%	n/a	1.92%	0.10%	n/a
	X1BH <sup>(6)(16)</sup>	<sup>(6)</sup>	<sup>(16)</sup>	ACC	2.00%	5.00%	n/a	1.92%	0.10%	n/a
	X1BP <sup>(16)</sup>	USD	<sup>(16)</sup>	ACC	2.00%	5.00%	n/a	1.60%	n/a	<sup>(7)</sup>
	X1BP <sup>(16)</sup>	<sup>(10)</sup>	<sup>(16)</sup>	ACC	2.00%	5.00%	n/a	1.60%	n/a	<sup>(7)</sup>
	X1BHP <sup>(6)(16)</sup>	EUR	<sup>(16)</sup>	ACC	2.00%	5.00%	n/a	1.60%	0.10%	<sup>(7)</sup>
	X1BHP <sup>(6)(16)</sup>	CHF	<sup>(16)</sup>	ACC	2.00%	5.00%	n/a	1.60%	0.10%	<sup>(7)</sup>
	X1BHP <sup>(6)(16)</sup>	<sup>(6)</sup>	<sup>(16)</sup>	ACC	2.00%	5.00%	n/a	1.60%	0.10%	<sup>(7)</sup>
	X2A <sup>(16)</sup>	USD	<sup>(16)</sup>	D	2.00%	5.00%	n/a	1.92%	n/a	n/a
	X2A <sup>(16)</sup>	<sup>(10)</sup>	<sup>(16)</sup>	D	2.00%	5.00%	n/a	1.92%	n/a	n/a
	X2AH <sup>(6)(16)</sup>	EUR	<sup>(16)</sup>	D	2.00%	5.00%	n/a	1.92%	0.10%	n/a
	X2AH <sup>(6)(16)</sup>	<sup>(6)</sup>	<sup>(16)</sup>	D	2.00%	5.00%	n/a	1.92%	0.10%	n/a
	X2AP <sup>(16)</sup>	USD	<sup>(16)</sup>	D	2.00%	5.00%	n/a	1.60%	n/a	<sup>(7)</sup>
	X2AP <sup>(16)</sup>	<sup>(10)</sup>	<sup>(16)</sup>	D	2.00%	5.00%	n/a	1.60%	n/a	<sup>(7)</sup>
	X2AHP <sup>(6)(16)</sup>	EUR	<sup>(16)</sup>	D	2.00%	5.00%	n/a	1.60%	0.10%	<sup>(7)</sup>
	X2AHP <sup>(6)(16)</sup>	<sup>(6)</sup>	<sup>(16)</sup>	D	2.00%	5.00%	n/a	1.60%	0.10%	<sup>(7)</sup>
	X2B <sup>(16)</sup>	USD	<sup>(16)</sup>	ACC	2.00%	5.00%	n/a	1.92%	n/a	n/a
	X2B <sup>(16)</sup>	<sup>(10)</sup>	<sup>(16)</sup>	ACC	2.00%	5.00%	n/a	1.92%	n/a	n/a
	X2BH <sup>(6)(16)</sup>	EUR	<sup>(16)</sup>	ACC	2.00%	5.00%	n/a	1.92%	0.10%	n/a
	X2BH <sup>(6)(16)</sup>	CHF	<sup>(16)</sup>	ACC	2.00%	5.00%	n/a	1.92%	0.10%	n/a
	X2BH <sup>(6)(16)</sup>	<sup>(6)</sup>	<sup>(16)</sup>	ACC	2.00%	5.00%	n/a	1.92%	0.10%	n/a
	X2BP <sup>(16)</sup>	USD	<sup>(16)</sup>	ACC	2.00%	5.00%	n/a	1.60%	n/a	<sup>(7)</sup>
	X2BP <sup>(16)</sup>	<sup>(10)</sup>	<sup>(16)</sup>	ACC	2.00%	5.00%	n/a	1.60%	n/a	<sup>(7)</sup>
	X2BHP <sup>(6)(16)</sup>	EUR	<sup>(16)</sup>	ACC	2.00%	5.00%	n/a	1.60%	0.10%	<sup>(7)</sup>
	X2BHP <sup>(6)(16)</sup>	CHF	<sup>(16)</sup>	ACC	2.00%	5.00%	n/a	1.60%	0.10%	<sup>(7)</sup>
	X2BHP <sup>(6)(16)</sup>	<sup>(6)</sup>	<sup>(16)</sup>	ACC	2.00%	5.00%	n/a	1.60%	0.10%	<sup>(7)</sup>
	X3A <sup>(16)</sup>	USD	<sup>(16)</sup>	D	2.00%	5.00%	n/a	1.92%	n/a	n/a
	X3A <sup>(16)</sup>	<sup>(10)</sup>	<sup>(16)</sup>	D	2.00%	5.00%	n/a	1.92%	n/a	n/a
	X3AH <sup>(6)(16)</sup>	EUR	<sup>(16)</sup>	D	2.00%	5.00%	n/a	1.92%	0.10%	n/a
	X3AH <sup>(6)(16)</sup>	<sup>(6)</sup>	<sup>(16)</sup>	D	2.00%	5.00%	n/a	1.92%	0.10%	n/a
	X3AP <sup>(16)</sup>	USD	<sup>(16)</sup>	D	2.00%	5.00%	n/a	1.60%	n/a	<sup>(7)</sup>
	X3AP <sup>(16)</sup>	<sup>(10)</sup>	<sup>(16)</sup>	D	2.00%	5.00%	n/a	1.60%	n/a	<sup>(7)</sup>
	X3AHP <sup>(6)(16)</sup>	EUR	<sup>(16)</sup>	D	2.00%	5.00%	n/a	1.60%	0.10%	<sup>(7)</sup>
	X3AHP <sup>(6)(16)</sup>	<sup>(6)</sup>	<sup>(16)</sup>	D	2.00%	5.00%	n/a	1.60%	0.10%	<sup>(7)</sup>
	X3B <sup>(16)</sup>	USD	<sup>(16)</sup>	ACC	2.00%	5.00%	n/a	1.92%	n/a	n/a
	X3B <sup>(16)</sup>	<sup>(10)</sup>	<sup>(16)</sup>	ACC	2.00%	5.00%	n/a	1.92%	n/a	n/a
	X3BH <sup>(6)(16)</sup>	EUR	<sup>(16)</sup>	ACC	2.00%	5.00%	n/a	1.92%	0.10%	n/a
	X3BH <sup>(6)(16)</sup>	CHF	<sup>(16)</sup>	ACC	2.00%	5.00%	n/a	1.92%	0.10%	n/a
	X3BH <sup>(6)(16)</sup>	<sup>(6)</sup>	<sup>(16)</sup>	ACC	2.00%	5.00%	n/a	1.92%	0.10%	n/a
	X3BP <sup>(16)</sup>	USD	<sup>(16)</sup>	ACC	2.00%	5.00%	n/a	1.60%	n/a	<sup>(7)</sup>
	X3BP <sup>(16)</sup>	<sup>(10)</sup>	<sup>(16)</sup>	ACC	2.00%	5.00%	n/a	1.60%	n/a	<sup>(7)</sup>
	X3BHP <sup>(6)(16)</sup>	EUR	<sup>(16)</sup>	ACC	2.00%	5.00%	n/a	1.60%	0.10%	<sup>(7)</sup>
	X3BHP <sup>(6)(16)</sup>	CHF	<sup>(16)</sup>	ACC	2.00%	5.00%	n/a	1.60%	0.10%	<sup>(7)</sup>
	X3BHP <sup>(6)(16)</sup>	<sup>(6)</sup>	<sup>(16)</sup>	ACC	2.00%	5.00%	n/a	1.60%	0.10%	<sup>(7)</sup>
Credit Suisse (Lux)	A	EUR	n/a	D	2.00%	5.00%	n/a	1.92%	n/a	n/a
European Dividend Plus Equity Fund (EUR)	AH <sup>(6)</sup>	<sup>(6)</sup>	n/a	D	2.00%	5.00%	n/a	1.92%	0.10%	n/a
	B	EUR	n/a	ACC	2.00%	5.00%	n/a	1.92%	n/a	n/a
	BH <sup>(6)</sup>	CHF	n/a	ACC	2.00%	5.00%	n/a	1.92%	0.10%	n/a
	BH <sup>(6)</sup>	<sup>(6)</sup>	n/a	ACC	2.00%	5.00%	n/a	1.92%	0.10%	n/a
	CA <sup>(12)</sup>	EUR	n/a	D	2.00%	n/a	0.70%	1.92%	n/a	n/a
	CAH <sup>(6)(12)</sup>	<sup>(6)</sup>	n/a	D	2.00%	n/a	0.70%	1.92%	0.10%	n/a
	CB <sup>(12)</sup>	EUR	n/a	ACC	2.00%	n/a	0.70%	1.92%	n/a	n/a
	CBH <sup>(6)(12)</sup>	<sup>(6)</sup>	n/a	ACC	2.00%	n/a	0.70%	1.92%	0.10%	n/a
	DA <sup>(4)</sup>	EUR	n/a	D	2.00%	n/a	n/a	n/a <sup>(5)</sup>	n/a	n/a
	DAH <sup>(4)(6)</sup>	<sup>(6)</sup>	n/a	D	2.00%	n/a	n/a	n/a <sup>(5)</sup>	n/a	n/a
	DAH <sup>(4)(6)</sup>	CHF	n/a	D	2.00%	n/a	n/a	n/a <sup>(5)</sup>	n/a	n/a

Subfund (Reference Currency)	Share Class	Currency	Minimum holding	Type of Share <sup>(2)</sup>	Maximum adjustment of the Net Asset Value	Maximum sales charge	Maximum distribution fee (per annum)	Maximum management fee (per annum) <sup>(3)</sup>	Maximum FX hedging fee (per annum) <sup>(15)</sup>	Performance fee
	DB <sup>(4)</sup>	EUR	n/a	ACC	2.00%	n/a	n/a	n/a <sup>(5)</sup>	n/a	n/a
	DBH <sup>(4)(6)</sup>	<sup>(6)</sup>	n/a	ACC	2.00%	n/a	n/a	n/a <sup>(5)</sup>	n/a	n/a
	EA <sup>(8)</sup>	EUR	n/a	D	2.00%	3.00%	n/a	0.70%	n/a	n/a
	EAH <sup>(6)(8)</sup>	<sup>(6)</sup>	n/a	D	2.00%	3.00%	n/a	0.70%	0.10%	n/a
	EB <sup>(8)</sup>	EUR	n/a	ACC	2.00%	3.00%	n/a	0.70%	n/a	n/a
	EBH <sup>(6)(8)</sup>	<sup>(6)</sup>	n/a	ACC	2.00%	3.00%	n/a	0.70%	0.10%	n/a
	IA	EUR	500,000	D	2.00%	3.00%	n/a	0.70%	n/a	n/a
	IAH <sup>(6)</sup>	CHF	500,000	D	2.00%	3.00%	n/a	0.70%	0.10%	n/a
	IAH <sup>(6)</sup>	USD	500,000	D	2.00%	3.00%	n/a	0.70%	0.10%	n/a
	IAH <sup>(6)</sup>	<sup>(6)</sup>	–	D	2.00%	3.00%	n/a	0.70%	0.10%	n/a
	IA25	EUR	25,000,000	D	2.00%	1.00%	n/a	0.60%	n/a	n/a
	IAH25 <sup>(6)</sup>	<sup>(6)</sup>	–	D	2.00%	1.00%	n/a	0.60%	0.10%	n/a
	IB	EUR	500,000	ACC	2.00%	3.00%	n/a	0.70%	n/a	n/a
	IBH <sup>(6)</sup>	CHF	500,000	ACC	2.00%	3.00%	n/a	0.70%	0.10%	n/a
	IBH <sup>(6)</sup>	USD	500,000	ACC	2.00%	3.00%	n/a	0.70%	0.10%	n/a
	IBH <sup>(6)</sup>	<sup>(6)</sup>	–	ACC	2.00%	3.00%	n/a	0.70%	0.10%	n/a
	IB25	EUR	25,000,000	ACC	2.00%	1.00%	n/a	0.60%	n/a	n/a
	IBH25 <sup>(6)</sup>	<sup>(6)</sup>	–	ACC	2.00%	1.00%	n/a	0.60%	0.10%	n/a
	MA <sup>(8)</sup>	EUR	25,000,000	D	2.00%	1.00%	n/a	0.60%	n/a	n/a
	MA <sup>(8)(10)</sup>	<sup>(10)</sup>	–	D	2.00%	1.00%	n/a	0.60%	n/a	n/a
	MAH <sup>(6)(8)</sup>	CHF	25,000,000	D	2.00%	1.00%	n/a	0.60%	0.10%	n/a
	MAH <sup>(6)(8)</sup>	USD	25,000,000	D	2.00%	1.00%	n/a	0.60%	0.10%	n/a
	MAH <sup>(6)(8)</sup>	<sup>(6)</sup>	–	D	2.00%	1.00%	n/a	0.60%	0.10%	n/a
	MB <sup>(8)</sup>	EUR	25,000,000	ACC	2.00%	1.00%	n/a	0.60%	n/a	n/a
	MB <sup>(8)(10)</sup>	<sup>(10)</sup>	–	ACC	2.00%	1.00%	n/a	0.60%	n/a	n/a
	MBH <sup>(6)(8)</sup>	CHF	25,000,000	ACC	2.00%	1.00%	n/a	0.60%	0.10%	n/a
	MBH <sup>(6)(8)</sup>	USD	25,000,000	ACC	2.00%	1.00%	n/a	0.60%	0.10%	n/a
	MBH <sup>(6)(8)</sup>	<sup>(6)</sup>	–	ACC	2.00%	1.00%	n/a	0.60%	0.10%	n/a
	UA <sup>(9)</sup>	EUR	n/a	D	2.00%	5.00%	n/a	1.50%	n/a	n/a
	UAH <sup>(6)(9)</sup>	<sup>(6)</sup>	n/a	D	2.00%	5.00%	n/a	1.50%	0.10%	n/a
	UA500 <sup>(9)</sup>	EUR	500,000	D	2.00%	3.00%	n/a	0.70%	n/a	n/a
	UAH500 <sup>(6)(9)</sup>	<sup>(6)</sup>	–	D	2.00%	3.00%	n/a	0.70%	0.10%	n/a
	UB <sup>(9)</sup>	EUR	n/a	ACC	2.00%	5.00%	n/a	1.50%	n/a	n/a
	UBH <sup>(6)(9)</sup>	<sup>(6)</sup>	n/a	ACC	2.00%	5.00%	n/a	1.50%	0.10%	n/a
	UBH <sup>(6)(9)</sup>	CHF	n/a	ACC	2.00%	5.00%	n/a	1.50%	0.10%	n/a
	UB500 <sup>(9)</sup>	EUR	500,000	ACC	2.00%	3.00%	n/a	0.70%	n/a	n/a
	UBH500 <sup>(6)(9)</sup>	<sup>(6)</sup>	–	ACC	2.00%	3.00%	n/a	0.70%	0.10%	n/a
	UXA <sup>(17)</sup>	EUR	<sup>(17)</sup>	D	2.00%	n/a	n/a	1.15%	n/a	n/a
	UXAH <sup>(6)(17)</sup>	<sup>(6)</sup>	<sup>(17)</sup>	D	2.00%	n/a	n/a	1.15%	0.10%	n/a
	UXB <sup>(17)</sup>	EUR	<sup>(17)</sup>	ACC	2.00%	n/a	n/a	1.15%	n/a	n/a
	UXBH <sup>(6)(17)</sup>	<sup>(6)</sup>	<sup>(17)</sup>	ACC	2.00%	n/a	n/a	1.15%	0.10%	n/a
	X1A <sup>(16)</sup>	EUR	<sup>(16)</sup>	D	2.00%	5.00%	n/a	1.92%	n/a	n/a
	X1AH <sup>(6)(16)</sup>	<sup>(6)</sup>	<sup>(16)</sup>	D	2.00%	5.00%	n/a	1.92%	0.10%	n/a
	X1B <sup>(16)</sup>	EUR	<sup>(16)</sup>	ACC	2.00%	5.00%	n/a	1.92%	n/a	n/a
	X1BH <sup>(6)(16)</sup>	CHF	<sup>(16)</sup>	ACC	2.00%	5.00%	n/a	1.92%	0.10%	n/a
	X1BH <sup>(6)(16)</sup>	<sup>(6)</sup>	<sup>(16)</sup>	ACC	2.00%	5.00%	n/a	1.92%	0.10%	n/a
	X2A <sup>(16)</sup>	EUR	<sup>(16)</sup>	D	2.00%	5.00%	n/a	1.92%	n/a	n/a
	X2AH <sup>(6)(16)</sup>	<sup>(6)</sup>	<sup>(16)</sup>	D	2.00%	5.00%	n/a	1.92%	0.10%	n/a
	X2B <sup>(16)</sup>	EUR	<sup>(16)</sup>	ACC	2.00%	5.00%	n/a	1.92%	n/a	n/a
	X2BH <sup>(6)(16)</sup>	CHF	<sup>(16)</sup>	ACC	2.00%	5.00%	n/a	1.92%	0.10%	n/a
	X2BH <sup>(6)(16)</sup>	<sup>(6)</sup>	<sup>(16)</sup>	ACC	2.00%	5.00%	n/a	1.92%	0.10%	n/a
	X3A <sup>(16)</sup>	EUR	<sup>(16)</sup>	D	2.00%	5.00%	n/a	1.92%	n/a	n/a
	X3AH <sup>(6)(16)</sup>	<sup>(6)</sup>	<sup>(16)</sup>	D	2.00%	5.00%	n/a	1.92%	0.10%	n/a
	X3B <sup>(16)</sup>	EUR	<sup>(16)</sup>	ACC	2.00%	5.00%	n/a	1.92%	n/a	n/a
	X3BH <sup>(6)(16)</sup>	CHF	<sup>(16)</sup>	ACC	2.00%	5.00%	n/a	1.92%	0.10%	n/a



Subfund (Reference Currency)	Share Class	Currency	Minimum holding	Type of Share <sup>(2)</sup>	Maximum adjustment of the Net Asset Value	Maximum sales charge	Maximum distribution fee (per annum)	Maximum management fee (per annum) <sup>(3)</sup>	Maximum FX hedging fee (per annum) <sup>(15)</sup>	Performance fee
Credit Suisse (Lux) European Entrepreneur Equity Fund (EUR)	X3BH <sup>(6)(16)</sup>	<sup>(6)</sup>	<sup>(16)</sup>	ACC	2.00%	5.00%	n/a	1.92%	0.10%	n/a
	A	EUR	n/a	D	2.00%	5.00%	n/a	1.92%	n/a	n/a
	AH <sup>(6)</sup>	<sup>(6)</sup>	n/a	D	2.00%	5.00%	n/a	1.92%	0.10%	n/a
	AP	EUR	n/a	D	2.00%	5.00%	n/a	1.60%	n/a	<sup>(7)</sup>
	AHP <sup>(6)</sup>	<sup>(6)</sup>	n/a	D	2.00%	5.00%	n/a	1.60%	0.10%	<sup>(7)</sup>
	B	EUR	n/a	ACC	2.00%	5.00%	n/a	1.92%	n/a	n/a
	BH <sup>(6)</sup>	<sup>(6)</sup>	n/a	ACC	2.00%	5.00%	n/a	1.92%	0.10%	n/a
	BP	EUR	n/a	ACC	2.00%	5.00%	n/a	1.60%	n/a	<sup>(7)</sup>
	BHP <sup>(6)</sup>	<sup>(6)</sup>	n/a	ACC	2.00%	5.00%	n/a	1.60%	0.10%	<sup>(7)</sup>
	CA <sup>(12)</sup>	EUR	n/a	D	2.00%	n/a	0.70%	1.92%	n/a	n/a
	CAH <sup>(6)(12)</sup>	<sup>(6)</sup>	n/a	D	2.00%	n/a	0.70%	1.92%	0.10%	n/a
	CAP <sup>(12)</sup>	EUR	n/a	D	2.00%	n/a	0.70%	1.60%	n/a	<sup>(7)</sup>
	CAHP <sup>(6)(12)</sup>	<sup>(6)</sup>	n/a	D	2.00%	n/a	0.70%	1.60%	0.10%	<sup>(7)</sup>
	CB <sup>(12)</sup>	EUR	n/a	ACC	2.00%	n/a	0.70%	1.92%	n/a	n/a
	CBH <sup>(6)(12)</sup>	<sup>(6)</sup>	n/a	ACC	2.00%	n/a	0.70%	1.92%	0.10%	n/a
	CBP <sup>(12)</sup>	EUR	n/a	ACC	2.00%	n/a	0.70%	1.60%	n/a	<sup>(7)</sup>
	CBHP <sup>(6)(12)</sup>	<sup>(6)</sup>	n/a	ACC	2.00%	n/a	0.70%	1.60%	0.10%	<sup>(7)</sup>
	DA <sup>(4)</sup>	EUR	n/a	D	2.00%	n/a	n/a	n/a <sup>(5)</sup>	n/a	n/a
	DAH <sup>(4)(6)</sup>	<sup>(6)</sup>	n/a	D	2.00%	n/a	n/a	n/a <sup>(5)</sup>	n/a	n/a
	DAP <sup>(4)</sup>	EUR	n/a	D	2.00%	n/a	n/a	n/a <sup>(5)</sup>	n/a	<sup>(7)</sup>
	DAHP <sup>(4)(6)</sup>	<sup>(6)</sup>	n/a	D	2.00%	n/a	n/a	n/a <sup>(5)</sup>	n/a	<sup>(7)</sup>
	DB <sup>(4)</sup>	EUR	n/a	ACC	2.00%	n/a	n/a	n/a <sup>(5)</sup>	n/a	n/a
	DBP <sup>(4)</sup>	EUR	n/a	ACC	2.00%	n/a	n/a	n/a <sup>(5)</sup>	n/a	<sup>(7)</sup>
	DBH <sup>(4)(6)</sup>	<sup>(6)</sup>	n/a	ACC	2.00%	n/a	n/a	n/a <sup>(5)</sup>	n/a	n/a
	DBHP <sup>(4)(6)</sup>	<sup>(6)</sup>	n/a	ACC	2.00%	n/a	n/a	n/a <sup>(5)</sup>	n/a	<sup>(7)</sup>
	EA <sup>(8)</sup>	EUR	n/a	D	2.00%	3.00%	n/a	0.90%	n/a	n/a
	EAH <sup>(6)(8)</sup>	<sup>(6)</sup>	n/a	D	2.00%	3.00%	n/a	0.90%	0.10%	n/a
	EAP <sup>(8)</sup>	EUR	n/a	D	2.00%	3.00%	n/a	0.70%	n/a	<sup>(7)</sup>
	EAHP <sup>(6)(8)</sup>	<sup>(6)</sup>	n/a	D	2.00%	3.00%	n/a	0.70%	0.10%	<sup>(7)</sup>
	EB <sup>(8)</sup>	EUR	n/a	ACC	2.00%	3.00%	n/a	0.90%	n/a	n/a
	EBP <sup>(8)</sup>	EUR	n/a	ACC	2.00%	3.00%	n/a	0.70%	n/a	<sup>(7)</sup>
	EBH <sup>(6)(8)</sup>	<sup>(6)</sup>	n/a	ACC	2.00%	3.00%	n/a	0.90%	0.10%	n/a
	EBHP <sup>(6)(8)</sup>	<sup>(6)</sup>	n/a	ACC	2.00%	3.00%	n/a	0.70%	0.10%	<sup>(7)</sup>
	IA	EUR	500,000	D	2.00%	3.00%	n/a	0.90%	n/a	n/a
	IAH <sup>(6)</sup>	<sup>(6)</sup>	–	D	2.00%	3.00%	n/a	0.90%	0.10%	n/a
	IAP	EUR	500,000	D	2.00%	3.00%	n/a	0.70%	n/a	<sup>(7)</sup>
	IAHP <sup>(6)</sup>	<sup>(6)</sup>	–	D	2.00%	3.00%	n/a	0.70%	0.10%	<sup>(7)</sup>
	IA25	EUR	25,000,000	D	2.00%	0.50%	n/a	0.70%	n/a	n/a
	IAH25 <sup>(6)</sup>	<sup>(6)</sup>	–	D	2.00%	0.50%	n/a	0.70%	0.10%	n/a
	IAP25	EUR	25,000,000	D	2.00%	0.50%	n/a	0.60%	n/a	<sup>(7)</sup>
	IAHP25 <sup>(6)</sup>	<sup>(6)</sup>	–	D	2.00%	0.50%	n/a	0.60%	0.10%	<sup>(7)</sup>
	IB	EUR	500,000	ACC	2.00%	3.00%	n/a	0.90%	n/a	n/a
	IBP	EUR	500,000	ACC	2.00%	3.00%	n/a	0.70%	n/a	<sup>(7)</sup>
IBH <sup>(6)</sup>	<sup>(6)</sup>	–	ACC	2.00%	3.00%	n/a	0.90%	0.10%	n/a	
IBH <sup>(6)</sup>	CHF	500,000	ACC	2.00%	3.00%	n/a	0.90%	0.10%	n/a	
IBH <sup>(6)</sup>	USD	500,000	ACC	2.00%	3.00%	n/a	0.90%	0.10%	n/a	
IBHP <sup>(6)</sup>	<sup>(6)</sup>	–	ACC	2.00%	3.00%	n/a	0.70%	0.10%	<sup>(7)</sup>	
IBHP <sup>(6)</sup>	CHF	500,000	ACC	2.00%	3.00%	n/a	0.70%	0.10%	<sup>(7)</sup>	
IBHP <sup>(6)</sup>	USD	500,000	ACC	2.00%	3.00%	n/a	0.70%	0.10%	<sup>(7)</sup>	
IB25	EUR	25,000,000	ACC	2.00%	0.50%	n/a	0.70%	n/a	n/a	
IBH25 <sup>(6)</sup>	<sup>(6)</sup>	–	ACC	2.00%	0.50%	n/a	0.70%	0.10%	n/a	
IBP25	EUR	25,000,000	ACC	2.00%	0.50%	n/a	0.60%	n/a	<sup>(7)</sup>	
IBHP25 <sup>(6)</sup>	<sup>(6)</sup>	–	ACC	2.00%	0.50%	n/a	0.60%	0.10%	<sup>(7)</sup>	
MA <sup>(8)</sup>	EUR	25,000,000	D	2.00%	0.50%	n/a	0.70%	n/a	n/a	
MA <sup>(8)(10)</sup>	<sup>(10)</sup>	–	D	2.00%	0.50%	n/a	0.70%	n/a	n/a	

Subfund (Reference Currency)	Share Class	Currency	Minimum holding	Type of Share <sup>(2)</sup>	Maximum adjustment of the Net Asset Value	Maximum sales charge	Maximum distribution fee (per annum)	Maximum management fee (per annum) <sup>(3)</sup>	Maximum FX hedging fee (per annum) <sup>(15)</sup>	Performance fee
	MAH <sup>(6)(8)</sup>	<sup>(6)</sup>	–	D	2.00%	0.50%	n/a	0.70%	0.10%	n/a
	MAP <sup>(8)</sup>	EUR	25,000,000	D	2.00%	0.50%	n/a	0.60%	n/a	<sup>(7)</sup>
	MAHP <sup>(6)(8)</sup>	<sup>(6)</sup>	–	D	2.00%	0.50%	n/a	0.60%	0.10%	<sup>(7)</sup>
	MB <sup>(8)</sup>	EUR	25,000,000	ACC	2.00%	0.50%	n/a	0.70%	n/a	n/a
	MB <sup>(8)(10)</sup>	<sup>(10)</sup>	–	ACC	2.00%	0.50%	n/a	0.70%	n/a	n/a
	MBH <sup>(6)(8)</sup>	<sup>(6)</sup>	–	ACC	2.00%	0.50%	n/a	0.70%	0.10%	n/a
	MBP <sup>(8)</sup>	EUR	25,000,000	ACC	2.00%	0.50%	n/a	0.60%	n/a	<sup>(7)</sup>
	MBHP <sup>(6)(8)</sup>	<sup>(6)</sup>	–	ACC	2.00%	0.50%	n/a	0.60%	0.10%	<sup>(7)</sup>
	UA <sup>(9)</sup>	EUR	n/a	D	2.00%	5.00%	n/a	1.50%	n/a	n/a
	UAH <sup>(6)(9)</sup>	<sup>(6)</sup>	n/a	D	2.00%	5.00%	n/a	1.50%	0.10%	n/a
	UAP <sup>(9)</sup>	EUR	n/a	D	2.00%	5.00%	n/a	1.20%	n/a	<sup>(7)</sup>
	UAHP <sup>(6)(9)</sup>	<sup>(6)</sup>	n/a	D	2.00%	5.00%	n/a	1.20%	0.10%	<sup>(7)</sup>
	UA500 <sup>(9)</sup>	EUR	500,000	D	2.00%	3.00%	n/a	0.90%	n/a	n/a
	UAH500 <sup>(6)(9)</sup>	<sup>(6)</sup>	–	D	2.00%	3.00%	n/a	0.90%	0.10%	n/a
	UAP500 <sup>(9)</sup>	EUR	500,000	D	2.00%	3.00%	n/a	0.70%	n/a	<sup>(7)</sup>
	UAHP500 <sup>(6)(9)</sup>	<sup>(6)</sup>	–	D	2.00%	3.00%	n/a	0.70%	0.10%	<sup>(7)</sup>
	UB <sup>(9)</sup>	EUR	n/a	ACC	2.00%	5.00%	n/a	1.50%	n/a	n/a
	UBP <sup>(9)</sup>	EUR	n/a	ACC	2.00%	5.00%	n/a	1.20%	n/a	<sup>(7)</sup>
	UBH <sup>(6)(9)</sup>	<sup>(6)</sup>	n/a	ACC	2.00%	5.00%	n/a	1.50%	0.10%	n/a
	UBHP <sup>(6)(9)</sup>	<sup>(6)</sup>	n/a	ACC	2.00%	5.00%	n/a	1.20%	0.10%	<sup>(7)</sup>
	UB500 <sup>(9)</sup>	EUR	500,000	ACC	2.00%	3.00%	n/a	0.90%	n/a	n/a
	UBH500 <sup>(6)(9)</sup>	<sup>(6)</sup>	–	ACC	2.00%	3.00%	n/a	0.90%	0.10%	n/a
	UBP500 <sup>(9)</sup>	EUR	500,000	ACC	2.00%	3.00%	n/a	0.70%	n/a	<sup>(7)</sup>
	UBHP500 <sup>(6)(9)</sup>	<sup>(6)</sup>	–	ACC	2.00%	3.00%	n/a	0.70%	0.10%	<sup>(7)</sup>
	UXA <sup>(17)</sup>	EUR	<sup>(17)</sup>	D	2.00%	n/a	n/a	1.15%	n/a	n/a
	UXAH <sup>(6)(17)</sup>	<sup>(6)</sup>	<sup>(17)</sup>	D	2.00%	n/a	n/a	1.15%	0.10%	n/a
	UXAP <sup>(18)</sup>	EUR	<sup>(18)</sup>	D	2.00%	n/a	n/a	0.95%	n/a	<sup>(7)</sup>
	UXAHP <sup>(6)(18)</sup>	<sup>(6)</sup>	<sup>(18)</sup>	D	2.00%	n/a	n/a	0.95%	0.10%	<sup>(7)</sup>
	UXB <sup>(17)</sup>	EUR	<sup>(17)</sup>	ACC	2.00%	n/a	n/a	1.15%	n/a	n/a
	UXBH <sup>(6)(17)</sup>	<sup>(6)</sup>	<sup>(17)</sup>	ACC	2.00%	n/a	n/a	1.15%	0.10%	n/a
	UXBP <sup>(18)</sup>	EUR	<sup>(18)</sup>	ACC	2.00%	n/a	n/a	0.95%	n/a	<sup>(7)</sup>
	UXBHP <sup>(6)(18)</sup>	<sup>(6)</sup>	<sup>(18)</sup>	ACC	2.00%	n/a	n/a	0.95%	0.10%	<sup>(7)</sup>
	X1A <sup>(16)</sup>	EUR	<sup>(16)</sup>	D	2.00%	5.00%	n/a	1.92%	n/a	n/a
	X1AH <sup>(6)(16)</sup>	<sup>(6)</sup>	<sup>(16)</sup>	D	2.00%	5.00%	n/a	1.92%	0.10%	n/a
	X1AP <sup>(16)</sup>	EUR	<sup>(16)</sup>	D	2.00%	5.00%	n/a	1.60%	n/a	<sup>(7)</sup>
	X1AHP <sup>(6)(16)</sup>	<sup>(6)</sup>	<sup>(16)</sup>	D	2.00%	5.00%	n/a	1.60%	0.10%	<sup>(7)</sup>
	X1B <sup>(16)</sup>	EUR	<sup>(16)</sup>	ACC	2.00%	5.00%	n/a	1.92%	n/a	n/a
	X1BH <sup>(6)(16)</sup>	<sup>(6)</sup>	<sup>(16)</sup>	ACC	2.00%	5.00%	n/a	1.92%	0.10%	n/a
	X1BP <sup>(16)</sup>	EUR	<sup>(16)</sup>	ACC	2.00%	5.00%	n/a	1.60%	n/a	<sup>(7)</sup>
	X1BHP <sup>(6)(16)</sup>	<sup>(6)</sup>	<sup>(16)</sup>	ACC	2.00%	5.00%	n/a	1.60%	0.10%	<sup>(7)</sup>
	X2A <sup>(16)</sup>	EUR	<sup>(16)</sup>	D	2.00%	5.00%	n/a	1.92%	n/a	n/a
	X2AH <sup>(6)(16)</sup>	<sup>(6)</sup>	<sup>(16)</sup>	D	2.00%	5.00%	n/a	1.92%	0.10%	n/a
	X2AP <sup>(16)</sup>	EUR	<sup>(16)</sup>	D	2.00%	5.00%	n/a	1.60%	n/a	<sup>(7)</sup>
	X2AHP <sup>(6)(16)</sup>	<sup>(6)</sup>	<sup>(16)</sup>	D	2.00%	5.00%	n/a	1.60%	0.10%	<sup>(7)</sup>
	X2B <sup>(16)</sup>	EUR	<sup>(16)</sup>	ACC	2.00%	5.00%	n/a	1.92%	n/a	n/a
	X2BH <sup>(6)(16)</sup>	<sup>(6)</sup>	<sup>(16)</sup>	ACC	2.00%	5.00%	n/a	1.92%	0.10%	n/a
	X2BP <sup>(16)</sup>	EUR	<sup>(16)</sup>	ACC	2.00%	5.00%	n/a	1.60%	n/a	<sup>(7)</sup>
	X2BHP <sup>(6)(16)</sup>	<sup>(6)</sup>	<sup>(16)</sup>	ACC	2.00%	5.00%	n/a	1.60%	0.10%	<sup>(7)</sup>
	X3A <sup>(16)</sup>	EUR	<sup>(16)</sup>	D	2.00%	5.00%	n/a	1.92%	n/a	n/a
	X3AH <sup>(6)(16)</sup>	<sup>(6)</sup>	<sup>(16)</sup>	D	2.00%	5.00%	n/a	1.92%	0.10%	n/a
	X3AP <sup>(16)</sup>	EUR	<sup>(16)</sup>	D	2.00%	5.00%	n/a	1.60%	n/a	<sup>(7)</sup>
	X3AHP <sup>(6)(16)</sup>	<sup>(6)</sup>	<sup>(16)</sup>	D	2.00%	5.00%	n/a	1.60%	0.10%	<sup>(7)</sup>
	X3B <sup>(16)</sup>	EUR	<sup>(16)</sup>	ACC	2.00%	5.00%	n/a	1.92%	n/a	n/a
	X3BH <sup>(6)(16)</sup>	<sup>(6)</sup>	<sup>(16)</sup>	ACC	2.00%	5.00%	n/a	1.92%	0.10%	n/a
	X3BP <sup>(16)</sup>	EUR	<sup>(16)</sup>	ACC	2.00%	5.00%	n/a	1.60%	n/a	<sup>(7)</sup>

Subfund (Reference Currency)	Share Class	Currency	Minimum holding	Type of Share <sup>(2)</sup>	Maximum adjustment of the Net Asset Value	Maximum sales charge	Maximum distribution fee (per annum)	Maximum management fee (per annum) <sup>(3)</sup>	Maximum FX hedging fee (per annum) <sup>(15)</sup>	Performance fee
Credit Suisse (Lux) Eurozone Quality Growth Equity Fund (EUR)	X3BHP <sup>(6)(16)</sup>	<sup>(6)</sup>	<sup>(16)</sup>	ACC	2.00%	5.00%	n/a	1.60%	0.10%	<sup>(7)</sup>
	A	EUR	n/a	D	2.00%	5.00%	n/a	1.92%	n/a	n/a
	AH <sup>(6)</sup>	<sup>(6)</sup>	n/a	D	2.00%	5.00%	n/a	1.92%	0.10%	n/a
	B	EUR	n/a	ACC	2.00%	5.00%	n/a	1.92%	n/a	n/a
	BH <sup>(6)</sup>	<sup>(6)</sup>	n/a	ACC	2.00%	5.00%	n/a	1.92%	0.10%	n/a
	CA <sup>(12)</sup>	EUR	n/a	D	2.00%	n/a	0.70%	1.92%	n/a	n/a
	CAH <sup>(6)(12)</sup>	<sup>(6)</sup>	n/a	D	2.00%	n/a	0.70%	1.92%	0.10%	n/a
	CB <sup>(12)</sup>	EUR	n/a	ACC	2.00%	n/a	0.70%	1.92%	n/a	n/a
	CBH <sup>(6)(12)</sup>	<sup>(6)</sup>	n/a	ACC	2.00%	n/a	0.70%	1.92%	0.10%	n/a
	DA <sup>(4)</sup>	EUR	n/a	D	2.00%	n/a	n/a	n/a <sup>(5)</sup>	n/a	n/a
	DAH <sup>(4)(6)</sup>	<sup>(6)</sup>	n/a	D	2.00%	n/a	n/a	n/a <sup>(5)</sup>	n/a	n/a
	DB <sup>(4)</sup>	EUR	n/a	ACC	2.00%	n/a	n/a	n/a <sup>(5)</sup>	n/a	n/a
	DBH <sup>(4)(6)</sup>	<sup>(6)</sup>	n/a	ACC	2.00%	n/a	n/a	n/a <sup>(5)</sup>	n/a	n/a
	EA <sup>(8)</sup>	EUR	n/a	D	2.00%	3.00%	n/a	0.70%	n/a	n/a
	EAH <sup>(6)(8)</sup>	<sup>(6)</sup>	n/a	D	2.00%	3.00%	n/a	0.70%	0.10%	n/a
	EB <sup>(8)</sup>	EUR	n/a	ACC	2.00%	3.00%	n/a	0.70%	n/a	n/a
	EBH <sup>(6)(8)</sup>	<sup>(6)</sup>	n/a	ACC	2.00%	3.00%	n/a	0.70%	0.10%	n/a
	IA	EUR	500,000	D	2.00%	3.00%	n/a	0.70%	n/a	n/a
	IAH <sup>(6)</sup>	<sup>(6)</sup>	500,000	D	2.00%	3.00%	n/a	0.70%	0.10%	n/a
	IA25	EUR	25,000,000	D	2.00%	1.00%	n/a	0.60%	n/a	n/a
	IAH25 <sup>(6)</sup>	<sup>(6)</sup>	-	D	2.00%	1.00%	n/a	0.60%	0.10%	n/a
	IB	EUR	500,000	ACC	2.00%	3.00%	n/a	0.70%	n/a	n/a
	IBH <sup>(6)</sup>	CHF	500,000	ACC	2.00%	3.00%	n/a	0.70%	0.10%	n/a
	IBH <sup>(6)</sup>	USD	500,000	ACC	2.00%	3.00%	n/a	0.70%	0.10%	n/a
	IBH <sup>(6)</sup>	<sup>(6)</sup>	-	ACC	2.00%	3.00%	n/a	0.70%	0.10%	n/a
	IB25	EUR	25,000,000	ACC	2.00%	1.00%	n/a	0.60%	n/a	n/a
	IBH25 <sup>(6)</sup>	<sup>(6)</sup>	-	ACC	2.00%	1.00%	n/a	0.60%	0.10%	n/a
	MA <sup>(8)</sup>	EUR	25,000,000	D	2.00%	1.00%	n/a	0.60%	n/a	n/a
	MA <sup>(8)(10)</sup>	<sup>(10)</sup>	-	D	2.00%	1.00%	n/a	0.60%	n/a	n/a
	MAH <sup>(6)(8)</sup>	CHF	25,000,000	D	2.00%	1.00%	n/a	0.60%	0.10%	n/a
	MAH <sup>(6)(8)</sup>	USD	25,000,000	D	2.00%	1.00%	n/a	0.60%	0.10%	n/a
	MAH <sup>(6)(8)</sup>	<sup>(6)</sup>	-	D	2.00%	1.00%	n/a	0.60%	0.10%	n/a
	MB <sup>(8)</sup>	EUR	25,000,000	ACC	2.00%	1.00%	n/a	0.60%	n/a	n/a
	MB <sup>(8)(10)</sup>	<sup>(10)</sup>	-	ACC	2.00%	1.00%	n/a	0.60%	n/a	n/a
	MBH <sup>(6)(8)</sup>	CHF	25,000,000	ACC	2.00%	1.00%	n/a	0.60%	0.10%	n/a
	MBH <sup>(6)(8)</sup>	USD	25,000,000	ACC	2.00%	1.00%	n/a	0.60%	0.10%	n/a
	MBH <sup>(6)(8)</sup>	<sup>(6)</sup>	-	ACC	2.00%	1.00%	n/a	0.60%	0.10%	n/a
	UA <sup>(9)</sup>	EUR	n/a	D	2.00%	5.00%	n/a	1.50%	n/a	n/a
	UAH <sup>(6)(9)</sup>	<sup>(6)</sup>	n/a	D	2.00%	5.00%	n/a	1.50%	0.10%	n/a
	UA500 <sup>(9)</sup>	EUR	500,000	D	2.00%	3.00%	n/a	0.70%	n/a	n/a
	UAH500 <sup>(6)(9)</sup>	<sup>(6)</sup>	-	D	2.00%	3.00%	n/a	0.70%	0.10%	n/a
	UB <sup>(9)</sup>	EUR	n/a	ACC	2.00%	5.00%	n/a	1.50%	n/a	n/a
UBH <sup>(6)(9)</sup>	<sup>(6)</sup>	n/a	ACC	2.00%	5.00%	n/a	1.50%	0.10%	n/a	
UB500 <sup>(9)</sup>	EUR	500,000	ACC	2.00%	3.00%	n/a	0.70%	n/a	n/a	
UBH500 <sup>(6)(9)</sup>	<sup>(6)</sup>	-	ACC	2.00%	3.00%	n/a	0.70%	0.10%	n/a	
UXA <sup>(17)</sup>	EUR	<sup>(17)</sup>	D	2.00%	n/a	n/a	1.15%	n/a	n/a	
UXAH <sup>(6)(17)</sup>	<sup>(6)</sup>	<sup>(17)</sup>	D	2.00%	n/a	n/a	1.15%	0.10%	n/a	
UXB <sup>(17)</sup>	EUR	<sup>(17)</sup>	ACC	2.00%	n/a	n/a	1.15%	n/a	n/a	
UXBH <sup>(6)(17)</sup>	<sup>(6)</sup>	<sup>(17)</sup>	ACC	2.00%	n/a	n/a	1.15%	0.10%	n/a	
X1A <sup>(16)</sup>	EUR	<sup>(16)</sup>	D	2.00%	5.00%	n/a	1.92%	n/a	n/a	
X1AH <sup>(6)(16)</sup>	<sup>(6)</sup>	<sup>(16)</sup>	D	2.00%	5.00%	n/a	1.92%	0.10%	n/a	
X1B <sup>(16)</sup>	EUR	<sup>(16)</sup>	ACC	2.00%	5.00%	n/a	1.92%	n/a	n/a	
X1BH <sup>(6)(16)</sup>	<sup>(6)</sup>	<sup>(16)</sup>	ACC	2.00%	5.00%	n/a	1.92%	0.10%	n/a	
X2A <sup>(16)</sup>	EUR	<sup>(16)</sup>	D	2.00%	5.00%	n/a	1.92%	n/a	n/a	
X2AH <sup>(6)(16)</sup>	<sup>(6)</sup>	<sup>(16)</sup>	D	2.00%	5.00%	n/a	1.92%	0.10%	n/a	

Subfund (Reference Currency)	Share Class	Currency	Minimum holding	Type of Share <sup>(2)</sup>	Maximum adjustment of the Net Asset Value	Maximum sales charge	Maximum distribution fee (per annum)	Maximum management fee (per annum) <sup>(3)</sup>	Maximum FX hedging fee (per annum) <sup>(15)</sup>	Performance fee
Credit Suisse Investment Partners (Lux) <b>Global Balanced Convertible Bond Fund (USD)</b>	X2B <sup>(16)</sup>	EUR	<sup>(16)</sup>	ACC	2.00%	5.00%	n/a	1.92%	n/a	n/a
	X2BH <sup>(6)(16)</sup>	<sup>(6)</sup>	<sup>(16)</sup>	ACC	2.00%	5.00%	n/a	1.92%	0.10%	n/a
	X3A <sup>(16)</sup>	EUR	<sup>(16)</sup>	D	2.00%	5.00%	n/a	1.92%	n/a	n/a
	X3AH <sup>(6)(16)</sup>	<sup>(6)</sup>	<sup>(16)</sup>	D	2.00%	5.00%	n/a	1.92%	0.10%	n/a
	X3B <sup>(16)</sup>	EUR	<sup>(16)</sup>	ACC	2.00%	5.00%	n/a	1.92%	n/a	n/a
	X3BH <sup>(6)(16)</sup>	<sup>(6)</sup>	<sup>(16)</sup>	ACC	2.00%	5.00%	n/a	1.92%	0.10%	n/a
	A	USD	n/a	D	2.00%	5.00%	n/a	1.20%	n/a	n/a
	AH <sup>(6)</sup>	<sup>(6)</sup>	n/a	D	2.00%	5.00%	n/a	1.20%	0.10%	n/a
	AH <sup>(6)</sup>	EUR	n/a	D	2.00%	5.00%	n/a	1.20%	0.10%	n/a
	B	USD	n/a	ACC	2.00%	5.00%	n/a	1.20%	n/a	n/a
	BH <sup>(6)</sup>	CHF	n/a	ACC	2.00%	5.00%	n/a	1.20%	0.10%	n/a
	BH <sup>(6)</sup>	EUR	n/a	ACC	2.00%	5.00%	n/a	1.20%	0.10%	n/a
	BH <sup>(6)</sup>	<sup>(6)</sup>	n/a	ACC	2.00%	5.00%	n/a	1.20%	0.10%	n/a
	CA <sup>(12)</sup>	USD	n/a	D	2.00%	n/a	0.70%	1.20%	n/a	n/a
	CAH <sup>(6)(12)</sup>	<sup>(6)</sup>	n/a	D	2.00%	n/a	0.70%	1.20%	0.10%	n/a
	CB <sup>(12)</sup>	USD	n/a	ACC	2.00%	n/a	0.70%	1.20%	n/a	n/a
	CBH <sup>(6)(12)</sup>	<sup>(6)</sup>	n/a	ACC	2.00%	n/a	0.70%	1.20%	0.10%	n/a
	DA <sup>(4)</sup>	USD	n/a	D	2.00%	n/a	n/a	n/a <sup>(5)</sup>	n/a	n/a
	DAH <sup>(4)(6)</sup>	<sup>(6)</sup>	n/a	D	2.00%	n/a	n/a	n/a <sup>(5)</sup>	n/a	n/a
	DB <sup>(4)</sup>	USD	n/a	ACC	2.00%	n/a	n/a	n/a <sup>(5)</sup>	n/a	n/a
	DBH <sup>(4)(6)</sup>	<sup>(6)</sup>	n/a	ACC	2.00%	n/a	n/a	n/a <sup>(5)</sup>	n/a	n/a
	EA <sup>(8)</sup>	USD	n/a	D	2.00%	3.00%	n/a	0.70%	n/a	n/a
	EAH <sup>(6)(8)</sup>	<sup>(6)</sup>	n/a	D	2.00%	3.00%	n/a	0.70%	0.10%	n/a
	EB <sup>(8)</sup>	USD	n/a	ACC	2.00%	3.00%	n/a	0.70%	n/a	n/a
	EBH <sup>(6)(8)</sup>	CHF	n/a	ACC	2.00%	3.00%	n/a	0.70%	0.10%	n/a
	EBH <sup>(6)(8)</sup>	EUR	n/a	ACC	2.00%	3.00%	n/a	0.70%	0.10%	n/a
	EBH <sup>(6)(8)</sup>	JPY	n/a	ACC	2.00%	3.00%	n/a	0.70%	0.10%	n/a
	EBH <sup>(6)(8)</sup>	<sup>(6)</sup>	n/a	ACC	2.00%	3.00%	n/a	0.70%	0.10%	n/a
	IA	USD	500,000	D	2.00%	3.00%	n/a	0.70%	n/a	n/a
	IAH <sup>(6)</sup>	CHF	500,000	D	2.00%	3.00%	n/a	0.70%	0.10%	n/a
	IAH <sup>(6)</sup>	EUR	500,000	D	2.00%	3.00%	n/a	0.70%	0.10%	n/a
	IAH <sup>(6)</sup>	<sup>(6)</sup>	-	D	2.00%	3.00%	n/a	0.70%	0.10%	n/a
	IA25	USD	25,000,000	D	2.00%	1.00%	n/a	0.30%	n/a	n/a
	IAH25 <sup>(6)</sup>	<sup>(6)</sup>	-	D	2.00%	1.00%	n/a	0.30%	0.10%	n/a
	IB	USD	500,000	ACC	2.00%	3.00%	n/a	0.70%	n/a	n/a
	IBH <sup>(6)</sup>	CHF	500,000	ACC	2.00%	3.00%	n/a	0.70%	0.10%	n/a
	IBH <sup>(6)</sup>	EUR	500,000	ACC	2.00%	3.00%	n/a	0.70%	0.10%	n/a
	IBH <sup>(6)</sup>	GBP	500,000	ACC	2.00%	3.00%	n/a	0.70%	0.10%	n/a
	IBH <sup>(6)</sup>	<sup>(6)</sup>	-	ACC	2.00%	3.00%	n/a	0.70%	0.10%	n/a
	IB25	USD	25,000,000	ACC	2.00%	1.00%	n/a	0.30%	n/a	n/a
	IBH25 <sup>(6)</sup>	<sup>(6)</sup>	-	ACC	2.00%	1.00%	n/a	0.30%	0.10%	n/a
	MA <sup>(8)</sup>	USD	25,000,000	D	2.00%	1.00%	n/a	0.30%	n/a	n/a
MA <sup>(8)(10)</sup>	<sup>(10)</sup>	-	D	2.00%	1.00%	n/a	0.30%	n/a	n/a	
MAH <sup>(6)(8)</sup>	CHF	25,000,000	D	2.00%	1.00%	n/a	0.30%	0.10%	n/a	
MAH <sup>(6)(8)</sup>	EUR	25,000,000	D	2.00%	1.00%	n/a	0.30%	0.10%	n/a	
MAH <sup>(6)(8)</sup>	<sup>(6)</sup>	-	D	2.00%	1.00%	n/a	0.30%	0.10%	n/a	
MB <sup>(8)</sup>	USD	25,000,000	ACC	2.00%	1.00%	n/a	0.30%	n/a	n/a	
MB <sup>(8)(10)</sup>	<sup>(10)</sup>	-	ACC	2.00%	1.00%	n/a	0.30%	n/a	n/a	
MBH <sup>(6)(8)</sup>	CHF	25,000,000	ACC	2.00%	1.00%	n/a	0.30%	0.10%	n/a	
MBH <sup>(6)(8)</sup>	EUR	25,000,000	ACC	2.00%	1.00%	n/a	0.30%	0.10%	n/a	
MBH <sup>(6)(8)</sup>	<sup>(6)</sup>	-	ACC	2.00%	1.00%	n/a	0.30%	0.10%	n/a	
UA <sup>(9)</sup>	USD	n/a	D	2.00%	5.00%	n/a	0.90%	n/a	n/a	
UAH <sup>(6)(9)</sup>	<sup>(6)</sup>	n/a	D	2.00%	5.00%	n/a	0.90%	0.10%	n/a	
UA500 <sup>(9)</sup>	USD	500,000	D	2.00%	3.00%	n/a	0.70%	n/a	n/a	
UAH500 <sup>(6)(9)</sup>	<sup>(6)</sup>	-	D	2.00%	3.00%	n/a	0.70%	0.10%	n/a	

Subfund (Reference Currency)	Share Class	Currency	Minimum holding	Type of Share <sup>(2)</sup>	Maximum adjustment of the Net Asset Value	Maximum sales charge	Maximum distribution fee (per annum)	Maximum management fee (per annum) <sup>(3)</sup>	Maximum FX hedging fee (per annum) <sup>(15)</sup>	Performance fee
	UB <sup>(9)</sup>	USD	n/a	ACC	2.00%	5.00%	n/a	0.90%	n/a	n/a
	UBH <sup>(6)(9)</sup>	<sup>(6)</sup>	n/a	ACC	2.00%	5.00%	n/a	0.90%	0.10%	n/a
	UBH <sup>(6)(9)</sup>	CHF	n/a	ACC	2.00%	5.00%	n/a	0.90%	0.10%	n/a
	UBH <sup>(6)(9)</sup>	EUR	n/a	ACC	2.00%	5.00%	n/a	0.90%	0.10%	n/a
	UB500 <sup>(9)</sup>	USD	500,000	ACC	2.00%	3.00%	n/a	0.70%	n/a	n/a
	UBH500 <sup>(6)(9)</sup>	<sup>(6)</sup>	-	ACC	2.00%	3.00%	n/a	0.70%	0.10%	n/a
	UXA <sup>(17)</sup>	USD	<sup>(17)</sup>	D	2.00%	n/a	n/a	1.15%	n/a	n/a
	UXAH <sup>(6)(17)</sup>	<sup>(6)</sup>	<sup>(17)</sup>	D	2.00%	n/a	n/a	1.15%	0.10%	n/a
	UXB <sup>(17)</sup>	USD	<sup>(17)</sup>	ACC	2.00%	n/a	n/a	1.15%	n/a	n/a
	UXBH <sup>(6)(17)</sup>	<sup>(6)</sup>	<sup>(17)</sup>	ACC	2.00%	n/a	n/a	1.15%	0.10%	n/a
	X1A <sup>(16)</sup>	USD	<sup>(16)</sup>	D	2.00%	5.00%	n/a	1.20%	n/a	n/a
	X1AH <sup>(6)(16)</sup>	<sup>(6)</sup>	<sup>(16)</sup>	D	2.00%	5.00%	n/a	1.20%	0.10%	n/a
	X1AH <sup>(6)(16)</sup>	EUR	<sup>(16)</sup>	D	2.00%	5.00%	n/a	1.20%	0.10%	n/a
	X1B <sup>(16)</sup>	USD	<sup>(16)</sup>	ACC	2.00%	5.00%	n/a	1.20%	n/a	n/a
	X1BH <sup>(6)(16)</sup>	CHF	<sup>(16)</sup>	ACC	2.00%	5.00%	n/a	1.20%	0.10%	n/a
	X1BH <sup>(6)(16)</sup>	EUR	<sup>(16)</sup>	ACC	2.00%	5.00%	n/a	1.20%	0.10%	n/a
	X1BH <sup>(6)(16)</sup>	<sup>(6)</sup>	<sup>(16)</sup>	ACC	2.00%	5.00%	n/a	1.20%	0.10%	n/a
	X2A <sup>(16)</sup>	USD	<sup>(16)</sup>	D	2.00%	5.00%	n/a	1.20%	n/a	n/a
	X2AH <sup>(6)(16)</sup>	<sup>(6)</sup>	<sup>(16)</sup>	D	2.00%	5.00%	n/a	1.20%	0.10%	n/a
	X2AH <sup>(6)(16)</sup>	EUR	<sup>(16)</sup>	D	2.00%	5.00%	n/a	1.20%	0.10%	n/a
	X2B <sup>(16)</sup>	USD	<sup>(16)</sup>	ACC	2.00%	5.00%	n/a	1.20%	n/a	n/a
	X2BH <sup>(6)(16)</sup>	CHF	<sup>(16)</sup>	ACC	2.00%	5.00%	n/a	1.20%	0.10%	n/a
	X2BH <sup>(6)(16)</sup>	EUR	<sup>(16)</sup>	ACC	2.00%	5.00%	n/a	1.20%	0.10%	n/a
	X2BH <sup>(6)(16)</sup>	<sup>(6)</sup>	<sup>(16)</sup>	ACC	2.00%	5.00%	n/a	1.20%	0.10%	n/a
	X3A <sup>(16)</sup>	USD	<sup>(16)</sup>	D	2.00%	5.00%	n/a	1.20%	n/a	n/a
	X3AH <sup>(6)(16)</sup>	<sup>(6)</sup>	<sup>(16)</sup>	D	2.00%	5.00%	n/a	1.20%	0.10%	n/a
	X3AH <sup>(6)(16)</sup>	EUR	<sup>(16)</sup>	D	2.00%	5.00%	n/a	1.20%	0.10%	n/a
	X3B <sup>(16)</sup>	USD	<sup>(16)</sup>	ACC	2.00%	5.00%	n/a	1.20%	n/a	n/a
	X3BH <sup>(6)(16)</sup>	CHF	<sup>(16)</sup>	ACC	2.00%	5.00%	n/a	1.20%	0.10%	n/a
	X3BH <sup>(6)(16)</sup>	EUR	<sup>(16)</sup>	ACC	2.00%	5.00%	n/a	1.20%	0.10%	n/a
	X3BH <sup>(6)(16)</sup>	<sup>(6)</sup>	<sup>(16)</sup>	ACC	2.00%	5.00%	n/a	1.20%	0.10%	n/a
Credit Suisse (Lux)	A	USD	n/a	D	2.00%	5.00%	n/a	1.92%	n/a	n/a
Global Dividend Plus	AH <sup>(6)</sup>	EUR	n/a	D	2.00%	5.00%	n/a	1.92%	0.10%	n/a
Equity Fund	AH <sup>(6)</sup>	<sup>(6)</sup>	n/a	D	2.00%	5.00%	n/a	1.92%	0.10%	n/a
(USD)	B	USD	n/a	ACC	2.00%	5.00%	n/a	1.92%	n/a	n/a
	BH <sup>(6)</sup>	EUR	n/a	ACC	2.00%	5.00%	n/a	1.92%	0.10%	n/a
	BH <sup>(6)</sup>	CHF	n/a	ACC	2.00%	5.00%	n/a	1.92%	0.10%	n/a
	BH <sup>(6)</sup>	<sup>(6)</sup>	n/a	ACC	2.00%	5.00%	n/a	1.92%	0.10%	n/a
	CA <sup>(12)</sup>	USD	n/a	D	2.00%	n/a	0.70%	1.92%	n/a	n/a
	CAH <sup>(6)(12)</sup>	<sup>(6)</sup>	n/a	D	2.00%	n/a	0.70%	1.92%	0.10%	n/a
	CB <sup>(12)</sup>	USD	n/a	ACC	2.00%	n/a	0.70%	1.92%	n/a	n/a
	CBH <sup>(6)(12)</sup>	<sup>(6)</sup>	n/a	ACC	2.00%	n/a	0.70%	1.92%	0.10%	n/a
	CBH <sup>(6)(12)</sup>	EUR	n/a	ACC	2.00%	n/a	0.70%	1.92%	0.10%	n/a
	DA <sup>(4)</sup>	USD	n/a	D	2.00%	n/a	n/a	n/a <sup>(5)</sup>	n/a	n/a
	DAH <sup>(4)(6)</sup>	<sup>(6)</sup>	n/a	D	2.00%	n/a	n/a	n/a <sup>(5)</sup>	n/a	n/a
	DB <sup>(4)</sup>	USD	n/a	ACC	2.00%	n/a	n/a	n/a <sup>(5)</sup>	n/a	n/a
	DBH <sup>(4)(6)</sup>	<sup>(6)</sup>	n/a	ACC	2.00%	n/a	n/a	n/a <sup>(5)</sup>	n/a	n/a
	EA <sup>(8)</sup>	USD	n/a	D	2.00%	3.00%	n/a	0.70%	n/a	n/a
	EAH <sup>(6)(8)</sup>	<sup>(6)</sup>	n/a	D	2.00%	3.00%	n/a	0.70%	0.10%	n/a
	EB <sup>(8)</sup>	USD	n/a	ACC	2.00%	3.00%	n/a	0.70%	n/a	n/a
	EBH <sup>(6)(8)</sup>	<sup>(6)</sup>	n/a	ACC	2.00%	3.00%	n/a	0.70%	0.10%	n/a
	IA	USD	500,000	D	2.00%	3.00%	n/a	0.70%	n/a	n/a
	IAH <sup>(6)</sup>	CHF	500,000	D	2.00%	3.00%	n/a	0.70%	0.10%	n/a
	IAH <sup>(6)</sup>	EUR	500,000	D	2.00%	3.00%	n/a	0.70%	0.10%	n/a
	IAH <sup>(6)</sup>	<sup>(6)</sup>	-	D	2.00%	3.00%	n/a	0.70%	0.10%	n/a

Subfund (Reference Currency)	Share Class	Currency	Minimum holding	Type of Share <sup>(2)</sup>	Maximum adjustment of the Net Asset Value	Maximum sales charge	Maximum distribution fee (per annum)	Maximum management fee (per annum) <sup>(3)</sup>	Maximum FX hedging fee (per annum) <sup>(15)</sup>	Performance fee
	IA25	USD	25,000,000	D	2.00%	1.00%	n/a	0.60%	n/a	n/a
	IAH25 <sup>(6)</sup>	<sup>(6)</sup>	–	D	2.00%	1.00%	n/a	0.60%	0.10%	n/a
	IB	USD	500,000	ACC	2.00%	3.00%	n/a	0.70%	n/a	n/a
	IBH <sup>(6)</sup>	CHF	500,000	ACC	2.00%	3.00%	n/a	0.70%	0.10%	n/a
	IBH <sup>(6)</sup>	EUR	500,000	ACC	2.00%	3.00%	n/a	0.70%	0.10%	n/a
	IBH <sup>(6)</sup>	<sup>(6)</sup>	–	ACC	2.00%	3.00%	n/a	0.70%	0.10%	n/a
	IB25	USD	25,000,000	ACC	2.00%	1.00%	n/a	0.60%	n/a	n/a
	IBH25 <sup>(6)</sup>	<sup>(6)</sup>	–	ACC	2.00%	1.00%	n/a	0.60%	0.10%	n/a
	MA <sup>(8)</sup>	USD	25,000,000	D	2.00%	1.00%	n/a	0.60%	n/a	n/a
	MA <sup>(8)(10)</sup>	<sup>(10)</sup>	–	D	2.00%	1.00%	n/a	0.60%	n/a	n/a
	MAH <sup>(6)(8)</sup>	CHF	25,000,000	D	2.00%	1.00%	n/a	0.60%	0.10%	n/a
	MAH <sup>(6)(8)</sup>	EUR	25,000,000	D	2.00%	1.00%	n/a	0.60%	0.10%	n/a
	MAH <sup>(6)(8)</sup>	<sup>(6)</sup>	–	D	2.00%	1.00%	n/a	0.60%	0.10%	n/a
	MB <sup>(8)</sup>	USD	25,000,000	ACC	2.00%	1.00%	n/a	0.60%	n/a	n/a
	MB <sup>(8)(10)</sup>	<sup>(10)</sup>	–	ACC	2.00%	1.00%	n/a	0.60%	n/a	n/a
	MBH <sup>(6)(8)</sup>	CHF	25,000,000	ACC	2.00%	1.00%	n/a	0.60%	0.10%	n/a
	MBH <sup>(6)(8)</sup>	EUR	25,000,000	ACC	2.00%	1.00%	n/a	0.60%	0.10%	n/a
	MBH <sup>(6)(8)</sup>	<sup>(6)</sup>	–	ACC	2.00%	1.00%	n/a	0.60%	0.10%	n/a
	UA <sup>(9)</sup>	USD	n/a	D	2.00%	5.00%	n/a	1.50%	n/a	n/a
	UAH <sup>(6)(9)</sup>	<sup>(6)</sup>	n/a	D	2.00%	5.00%	n/a	1.50%	0.10%	n/a
	UA500 <sup>(9)</sup>	USD	500,000	D	2.00%	3.00%	n/a	0.70%	n/a	n/a
	UAH500 <sup>(6)(9)</sup>	<sup>(6)</sup>	–	D	2.00%	3.00%	n/a	0.70%	0.10%	n/a
	UB <sup>(9)</sup>	USD	n/a	ACC	2.00%	5.00%	n/a	1.50%	n/a	n/a
	UBH <sup>(6)(9)</sup>	<sup>(6)</sup>	n/a	ACC	2.00%	5.00%	n/a	1.50%	0.10%	n/a
	UBH <sup>(6)(9)</sup>	CHF	n/a	ACC	2.00%	5.00%	n/a	1.50%	0.10%	n/a
	UB500 <sup>(9)</sup>	USD	500,000	ACC	2.00%	3.00%	n/a	0.70%	n/a	n/a
	UBH500 <sup>(6)(9)</sup>	<sup>(6)</sup>	–	ACC	2.00%	3.00%	n/a	0.70%	0.10%	n/a
	UXA <sup>(17)</sup>	USD	<sup>(17)</sup>	D	2.00%	n/a	n/a	1.15%	n/a	n/a
	UXAH <sup>(6)(17)</sup>	<sup>(6)</sup>	<sup>(17)</sup>	D	2.00%	n/a	n/a	1.15%	0.10%	n/a
	UXB <sup>(17)</sup>	USD	<sup>(17)</sup>	ACC	2.00%	n/a	n/a	1.15%	n/a	n/a
	UXBH <sup>(6)(17)</sup>	<sup>(6)</sup>	<sup>(17)</sup>	ACC	2.00%	n/a	n/a	1.15%	0.10%	n/a
	X1A <sup>(16)</sup>	USD	<sup>(16)</sup>	D	2.00%	5.00%	n/a	1.92%	n/a	n/a
	X1AH <sup>(6)(16)</sup>	EUR	<sup>(16)</sup>	D	2.00%	5.00%	n/a	1.92%	0.10%	n/a
	X1AH <sup>(6)(16)</sup>	<sup>(6)</sup>	<sup>(16)</sup>	D	2.00%	5.00%	n/a	1.92%	0.10%	n/a
	X1B <sup>(16)</sup>	USD	<sup>(16)</sup>	ACC	2.00%	5.00%	n/a	1.92%	n/a	n/a
	X1BH <sup>(6)(16)</sup>	EUR	<sup>(16)</sup>	ACC	2.00%	5.00%	n/a	1.92%	0.10%	n/a
	X1BH <sup>(6)(16)</sup>	CHF	<sup>(16)</sup>	ACC	2.00%	5.00%	n/a	1.92%	0.10%	n/a
	X1BH <sup>(6)(16)</sup>	<sup>(6)</sup>	<sup>(16)</sup>	ACC	2.00%	5.00%	n/a	1.92%	0.10%	n/a
	X2A <sup>(16)</sup>	USD	<sup>(16)</sup>	D	2.00%	5.00%	n/a	1.92%	n/a	n/a
	X2AH <sup>(6)(16)</sup>	EUR	<sup>(16)</sup>	D	2.00%	5.00%	n/a	1.92%	0.10%	n/a
	X2AH <sup>(6)(16)</sup>	<sup>(6)</sup>	<sup>(16)</sup>	D	2.00%	5.00%	n/a	1.92%	0.10%	n/a
	X2B <sup>(16)</sup>	USD	<sup>(16)</sup>	ACC	2.00%	5.00%	n/a	1.92%	n/a	n/a
	X2BH <sup>(6)(16)</sup>	EUR	<sup>(16)</sup>	ACC	2.00%	5.00%	n/a	1.92%	0.10%	n/a
	X2BH <sup>(6)(16)</sup>	CHF	<sup>(16)</sup>	ACC	2.00%	5.00%	n/a	1.92%	0.10%	n/a
	X2BH <sup>(6)(16)</sup>	<sup>(6)</sup>	<sup>(16)</sup>	ACC	2.00%	5.00%	n/a	1.92%	0.10%	n/a
	X3A <sup>(16)</sup>	USD	<sup>(16)</sup>	D	2.00%	5.00%	n/a	1.92%	n/a	n/a
	X3AH <sup>(6)(16)</sup>	EUR	<sup>(16)</sup>	D	2.00%	5.00%	n/a	1.92%	0.10%	n/a
	X3AH <sup>(6)(16)</sup>	<sup>(6)</sup>	<sup>(16)</sup>	D	2.00%	5.00%	n/a	1.92%	0.10%	n/a
	X3B <sup>(16)</sup>	USD	<sup>(16)</sup>	ACC	2.00%	5.00%	n/a	1.92%	n/a	n/a
	X3BH <sup>(6)(16)</sup>	EUR	<sup>(16)</sup>	ACC	2.00%	5.00%	n/a	1.92%	0.10%	n/a
	X3BH <sup>(6)(16)</sup>	CHF	<sup>(16)</sup>	ACC	2.00%	5.00%	n/a	1.92%	0.10%	n/a
	X3BH <sup>(6)(16)</sup>	<sup>(6)</sup>	<sup>(16)</sup>	ACC	2.00%	5.00%	n/a	1.92%	0.10%	n/a
Credit Suisse (Lux)	A	USD	n/a	D	2.00%	5.00%	n/a	1.92%	n/a	n/a
	AH <sup>(14)</sup>	<sup>(14)</sup>	n/a	D	2.00%	5.00%	n/a	1.92%	0.10%	n/a
	AH <sup>(14)</sup>	EUR	n/a	D	2.00%	5.00%	n/a	1.92%	0.10%	n/a

Subfund (Reference Currency)	Share Class	Currency	Minimum holding	Type of Share <sup>(2)</sup>	Maximum adjustment of the Net Asset Value	Maximum sales charge	Maximum distribution fee (per annum)	Maximum management fee (per annum) <sup>(3)</sup>	Maximum FX hedging fee (per annum) <sup>(15)</sup>	Performance fee
Global Property Total Return Equity Fund (USD)	B	USD	n/a	ACC	2.00%	5.00%	n/a	1.92%	n/a	n/a
	BH <sup>(14)</sup>	<sup>(14)</sup>	n/a	ACC	2.00%	5.00%	n/a	1.92%	0.10%	n/a
	BH <sup>(14)</sup>	EUR	n/a	ACC	2.00%	5.00%	n/a	1.92%	0.10%	n/a
	CA <sup>(12)</sup>	USD	n/a	D	2.00%	n/a	0.70%	1.92%	n/a	n/a
	CAH <sup>(14)(12)</sup>	<sup>(14)</sup>	n/a	D	2.00%	n/a	0.70%	1.92%	0.10%	n/a
	CB <sup>(12)</sup>	USD	n/a	ACC	2.00%	n/a	0.70%	1.92%	n/a	n/a
	CBH <sup>(14)(12)</sup>	<sup>(14)</sup>	n/a	ACC	2.00%	n/a	0.70%	1.92%	0.10%	n/a
	DA <sup>(4)</sup>	USD	n/a	D	2.00%	n/a	n/a	n/a <sup>(5)</sup>	n/a	n/a
	DAH <sup>(4)(14)</sup>	<sup>(14)</sup>	n/a	D	2.00%	n/a	n/a	n/a <sup>(5)</sup>	n/a	n/a
	DAH <sup>(4)(5)(14)</sup>	CHF	n/a	D	2.00%	n/a	n/a	n/a <sup>(5)</sup>	n/a	n/a
	DB <sup>(4)</sup>	USD	n/a	ACC	2.00%	n/a	n/a	n/a <sup>(5)</sup>	n/a	n/a
	DBH <sup>(4)(14)</sup>	<sup>(14)</sup>	n/a	ACC	2.00%	n/a	n/a	n/a <sup>(5)</sup>	n/a	n/a
	EA <sup>(8)</sup>	USD	n/a	D	2.00%	3.00%	n/a	0.90%	n/a	n/a
	EAH <sup>(14)(8)</sup>	<sup>(14)</sup>	n/a	D	2.00%	3.00%	n/a	0.90%	0.10%	n/a
	EB <sup>(8)</sup>	USD	n/a	ACC	2.00%	3.00%	n/a	0.90%	n/a	n/a
	EBH <sup>(14)(8)</sup>	<sup>(14)</sup>	n/a	ACC	2.00%	3.00%	n/a	0.90%	0.10%	n/a
	IA	USD	500,000	D	2.00%	3.00%	n/a	0.90%	n/a	n/a
	IAH <sup>(14)</sup>	EUR	500,000	D	2.00%	3.00%	n/a	0.90%	0.10%	n/a
	IAH <sup>(14)</sup>	CHF	500,000	D	2.00%	3.00%	n/a	0.90%	0.10%	n/a
	IAH <sup>(14)</sup>	<sup>(14)</sup>	–	D	2.00%	3.00%	n/a	0.90%	0.10%	n/a
	IA25	USD	25,000,000	D	2.00%	1.00%	n/a	0.70%	n/a	n/a
	IAH25 <sup>(14)</sup>	<sup>(14)</sup>	–	D	2.00%	1.00%	n/a	0.70%	0.10%	n/a
	IB	USD	500,000	ACC	2.00%	3.00%	n/a	0.90%	n/a	n/a
	IBH <sup>(14)</sup>	CHF	500,000	ACC	2.00%	3.00%	n/a	0.90%	0.10%	n/a
	IBH <sup>(14)</sup>	EUR	500,000	ACC	2.00%	3.00%	n/a	0.90%	0.10%	n/a
	IBH <sup>(14)</sup>	<sup>(14)</sup>	–	ACC	2.00%	3.00%	n/a	0.90%	0.10%	n/a
	IB25	USD	25,000,000	ACC	2.00%	1.00%	n/a	0.70%	n/a	n/a
	IBH25 <sup>(14)</sup>	<sup>(14)</sup>	–	ACC	2.00%	1.00%	n/a	0.70%	0.10%	n/a
	MA <sup>(8)</sup>	USD	25,000,000	D	2.00%	1.00%	n/a	0.70%	n/a	n/a
	MA <sup>(8)(10)</sup>	<sup>(10)</sup>	–	D	2.00%	1.00%	n/a	0.70%	n/a	n/a
	MAH <sup>(14)(8)</sup>	CHF	25,000,000	D	2.00%	1.00%	n/a	0.70%	0.10%	n/a
	MAH <sup>(14)(8)</sup>	EUR	25,000,000	D	2.00%	1.00%	n/a	0.70%	0.10%	n/a
	MAH <sup>(14)(8)</sup>	<sup>(14)</sup>	–	D	2.00%	1.00%	n/a	0.70%	0.10%	n/a
	MB <sup>(8)</sup>	USD	25,000,000	ACC	2.00%	1.00%	n/a	0.70%	n/a	n/a
	MB <sup>(8)(10)</sup>	<sup>(10)</sup>	–	ACC	2.00%	1.00%	n/a	0.70%	n/a	n/a
	MBH <sup>(8)(14)</sup>	CHF	25,000,000	ACC	2.00%	1.00%	n/a	0.70%	0.10%	n/a
	MBH <sup>(8)(14)</sup>	EUR	25,000,000	ACC	2.00%	1.00%	n/a	0.70%	0.10%	n/a
	MBH <sup>(8)(14)</sup>	<sup>(14)</sup>	–	ACC	2.00%	1.00%	n/a	0.70%	0.10%	n/a
	UA <sup>(9)</sup>	USD	n/a	D	2.00%	5.00%	n/a	1.50%	n/a	n/a
	UAH <sup>(9)(14)</sup>	<sup>(14)</sup>	n/a	D	2.00%	5.00%	n/a	1.50%	0.10%	n/a
	UA500 <sup>(9)</sup>	USD	500,000	D	2.00%	3.00%	n/a	0.90%	n/a	n/a
	UAH500 <sup>(9)(14)</sup>	<sup>(14)</sup>	–	D	2.00%	3.00%	n/a	0.90%	0.10%	n/a
	UB <sup>(9)</sup>	USD	n/a	ACC	2.00%	5.00%	n/a	1.50%	n/a	n/a
	UBH <sup>(9)(14)</sup>	<sup>(14)</sup>	n/a	ACC	2.00%	5.00%	n/a	1.50%	0.10%	n/a
	UB500 <sup>(9)</sup>	USD	500,000	ACC	2.00%	3.00%	n/a	0.90%	n/a	n/a
	UBH500 <sup>(9)(14)</sup>	<sup>(14)</sup>	–	ACC	2.00%	3.00%	n/a	0.90%	0.10%	n/a
	UXA <sup>(17)</sup>	USD	<sup>(17)</sup>	D	2.00%	n/a	n/a	1.15%	n/a	n/a
UXAH <sup>(14)(17)</sup>	<sup>(14)</sup>	<sup>(17)</sup>	D	2.00%	n/a	n/a	1.15%	0.10%	n/a	
UXB <sup>(17)</sup>	USD	<sup>(17)</sup>	ACC	2.00%	n/a	n/a	1.15%	n/a	n/a	
UXBH <sup>(14)(17)</sup>	<sup>(14)</sup>	<sup>(17)</sup>	ACC	2.00%	n/a	n/a	1.15%	0.10%	n/a	
X1A <sup>(16)</sup>	USD	<sup>(16)</sup>	D	2.00%	5.00%	n/a	1.92%	n/a	n/a	
X1AH <sup>(14)(16)</sup>	<sup>(14)</sup>	<sup>(16)</sup>	D	2.00%	5.00%	n/a	1.92%	0.10%	n/a	
X1AH <sup>(14)(16)</sup>	EUR	<sup>(16)</sup>	D	2.00%	5.00%	n/a	1.92%	0.10%	n/a	
X1B <sup>(16)</sup>	USD	<sup>(16)</sup>	ACC	2.00%	5.00%	n/a	1.92%	n/a	n/a	
X1BH <sup>(14)(16)</sup>	<sup>(14)</sup>	<sup>(16)</sup>	ACC	2.00%	5.00%	n/a	1.92%	0.10%	n/a	

Subfund (Reference Currency)	Share Class	Currency	Minimum holding	Type of Share <sup>(2)</sup>	Maximum adjustment of the Net Asset Value	Maximum sales charge	Maximum distribution fee (per annum)	Maximum management fee (per annum) <sup>(3)</sup>	Maximum FX hedging fee (per annum) <sup>(15)</sup>	Performance fee
	X1BH <sup>(14)(16)</sup>	EUR	<sup>(16)</sup>	ACC	2.00%	5.00%	n/a	1.92%	0.10%	n/a
	X2A <sup>(16)</sup>	USD	<sup>(16)</sup>	D	2.00%	5.00%	n/a	1.92%	n/a	n/a
	X2AH <sup>(14)(16)</sup>	<sup>(14)</sup>	<sup>(16)</sup>	D	2.00%	5.00%	n/a	1.92%	0.10%	n/a
	X2AH <sup>(14)(16)</sup>	EUR	<sup>(16)</sup>	D	2.00%	5.00%	n/a	1.92%	0.10%	n/a
	X2B <sup>(16)</sup>	USD	<sup>(16)</sup>	ACC	2.00%	5.00%	n/a	1.92%	n/a	n/a
	X2BH <sup>(14)(16)</sup>	<sup>(14)</sup>	<sup>(16)</sup>	ACC	2.00%	5.00%	n/a	1.92%	0.10%	n/a
	X2BH <sup>(14)(16)</sup>	EUR	<sup>(16)</sup>	ACC	2.00%	5.00%	n/a	1.92%	0.10%	n/a
	X3A <sup>(16)</sup>	USD	<sup>(16)</sup>	D	2.00%	5.00%	n/a	1.92%	n/a	n/a
	X3AH <sup>(14)(16)</sup>	<sup>(14)</sup>	<sup>(16)</sup>	D	2.00%	5.00%	n/a	1.92%	0.10%	n/a
	X3AH <sup>(14)(16)</sup>	EUR	<sup>(16)</sup>	D	2.00%	5.00%	n/a	1.92%	0.10%	n/a
	X3B <sup>(16)</sup>	USD	<sup>(16)</sup>	ACC	2.00%	5.00%	n/a	1.92%	n/a	n/a
	X3BH <sup>(14)(16)</sup>	<sup>(14)</sup>	<sup>(16)</sup>	ACC	2.00%	5.00%	n/a	1.92%	0.10%	n/a
	X3BH <sup>(14)(16)</sup>	EUR	<sup>(16)</sup>	ACC	2.00%	5.00%	n/a	1.92%	0.10%	n/a
Credit Suisse (Lux) Global Value Equity Fund (EUR)	A	EUR	n/a	D	2.00%	5.00%	n/a	1.92%	n/a	n/a
	AH <sup>(6)</sup>	<sup>(6)</sup>	n/a	D	2.00%	5.00%	n/a	1.92%	0.10%	n/a
	B	EUR	n/a	ACC	2.00%	5.00%	n/a	1.92%	n/a	n/a
	BH <sup>(6)</sup>	<sup>(6)</sup>	n/a	ACC	2.00%	5.00%	n/a	1.92%	0.10%	n/a
	BH <sup>(6)</sup>	CHF	n/a	ACC	2.00%	5.00%	n/a	1.92%	0.10%	n/a
	BH <sup>(6)</sup>	CZK	n/a	ACC	2.00%	5.00%	n/a	1.92%	0.10%	n/a
	BH <sup>(6)</sup>	USD	n/a	ACC	2.00%	5.00%	n/a	1.92%	0.10%	n/a
	CA <sup>(12)</sup>	EUR	n/a	D	2.00%	n/a	0.70%	1.92%	n/a	n/a
	CAH <sup>(6)(12)</sup>	<sup>(6)</sup>	n/a	D	2.00%	n/a	0.70%	1.92%	0.10%	n/a
	CB <sup>(12)</sup>	EUR	n/a	ACC	2.00%	n/a	0.70%	1.92%	n/a	n/a
	CBH <sup>(6)(12)</sup>	<sup>(6)</sup>	n/a	ACC	2.00%	n/a	0.70%	1.92%	0.10%	n/a
	DA <sup>(4)</sup>	EUR	n/a	D	2.00%	n/a	n/a	n/a <sup>(5)</sup>	n/a	n/a
	DAH <sup>(4)(6)</sup>	<sup>(6)</sup>	n/a	D	2.00%	n/a	n/a	n/a <sup>(5)</sup>	n/a	n/a
	DB <sup>(4)</sup>	EUR	n/a	ACC	2.00%	n/a	n/a	n/a <sup>(5)</sup>	n/a	n/a
	DBH <sup>(4)(6)</sup>	<sup>(6)</sup>	n/a	ACC	2.00%	n/a	n/a	n/a <sup>(5)</sup>	n/a	n/a
	EA <sup>(8)</sup>	EUR	n/a	D	2.00%	3.00%	n/a	0.90%	n/a	n/a
	EAH <sup>(6)(8)</sup>	<sup>(6)</sup>	n/a	D	2.00%	3.00%	n/a	0.90%	0.10%	n/a
	EB <sup>(8)</sup>	EUR	n/a	ACC	2.00%	3.00%	n/a	0.90%	n/a	n/a
	EBH <sup>(6)(8)</sup>	<sup>(6)</sup>	n/a	ACC	2.00%	3.00%	n/a	0.90%	0.10%	n/a
	IA	EUR	500,000	D	2.00%	3.00%	n/a	0.90%	n/a	n/a
	IAH <sup>(6)</sup>	<sup>(6)</sup>	-	D	2.00%	3.00%	n/a	0.90%	0.10%	n/a
	IA25	EUR	25,000,000	D	2.00%	0.50%	n/a	0.70%	n/a	n/a
	IAH25 <sup>(6)</sup>	<sup>(6)</sup>	-	D	2.00%	0.50%	n/a	0.70%	0.10%	n/a
	IB	EUR	500,000	ACC	2.00%	3.00%	n/a	0.90%	n/a	n/a
	IBH <sup>(6)</sup>	<sup>(6)</sup>	-	ACC	2.00%	3.00%	n/a	0.90%	0.10%	n/a
	IBH <sup>(6)</sup>	CHF	500,000	ACC	2.00%	3.00%	n/a	0.90%	0.10%	n/a
	IBH <sup>(6)</sup>	USD	500,000	ACC	2.00%	3.00%	n/a	0.90%	0.10%	n/a
	IB25	EUR	25,000,000	ACC	2.00%	0.50%	n/a	0.70%	n/a	n/a
	IBH25 <sup>(6)</sup>	<sup>(6)</sup>	-	ACC	2.00%	0.50%	n/a	0.70%	0.10%	n/a
	MA <sup>(8)</sup>	EUR	25,000,000	D	2.00%	0.50%	n/a	0.70%	n/a	n/a
	MA <sup>(8)(10)</sup>	<sup>(10)</sup>	-	D	2.00%	0.50%	n/a	0.70%	n/a	n/a
	MAH <sup>(6)(8)</sup>	<sup>(6)</sup>	-	D	2.00%	0.50%	n/a	0.70%	0.10%	n/a
	MB <sup>(8)</sup>	EUR	25,000,000	ACC	2.00%	0.50%	n/a	0.70%	n/a	n/a
	MB <sup>(8)(10)</sup>	<sup>(10)</sup>	-	ACC	2.00%	0.50%	n/a	0.70%	n/a	n/a
	MBH <sup>(6)(8)</sup>	<sup>(6)</sup>	-	ACC	2.00%	0.50%	n/a	0.70%	0.10%	n/a
	UA <sup>(9)</sup>	EUR	n/a	D	2.00%	5.00%	n/a	1.50%	n/a	n/a
	UAH <sup>(6)(9)</sup>	<sup>(6)</sup>	n/a	D	2.00%	5.00%	n/a	1.50%	0.10%	n/a
	UA500 <sup>(9)</sup>	EUR	500,000	D	2.00%	3.00%	n/a	0.90%	n/a	n/a
	UAH500 <sup>(6)(9)</sup>	<sup>(6)</sup>	-	D	2.00%	3.00%	n/a	0.90%	0.10%	n/a
	UB <sup>(9)</sup>	EUR	n/a	ACC	2.00%	5.00%	n/a	1.50%	n/a	n/a
	UBH <sup>(6)(9)</sup>	<sup>(6)</sup>	n/a	ACC	2.00%	5.00%	n/a	1.50%	0.10%	n/a
	UBH <sup>(6)(9)</sup>	CHF	n/a	ACC	2.00%	5.00%	n/a	1.50%	0.10%	n/a



Subfund (Reference Currency)	Share Class	Currency	Minimum holding	Type of Share <sup>(2)</sup>	Maximum adjustment of the Net Asset Value	Maximum sales charge	Maximum distribution fee (per annum)	Maximum management fee (per annum) <sup>(3)</sup>	Maximum FX hedging fee (per annum) <sup>(15)</sup>	Performance fee
	UBH <sup>(6)(9)</sup>	CZK	n/a	ACC	2.00%	5.00%	n/a	1.50%	0.10%	n/a
	UBH <sup>(6)(9)</sup>	USD	n/a	ACC	2.00%	5.00%	n/a	1.50%	0.10%	n/a
	UB500 <sup>(9)</sup>	EUR	500,000	ACC	2.00%	3.00%	n/a	0.90%	n/a	n/a
	UBH500 <sup>(6)(9)</sup>	<sup>(6)</sup>	-	ACC	2.00%	3.00%	n/a	0.90%	0.10%	n/a
	UXA <sup>(17)</sup>	EUR	<sup>(17)</sup>	D	2.00%	n/a	n/a	1.15%	n/a	n/a
	UXAH <sup>(6)(17)</sup>	<sup>(6)</sup>	<sup>(17)</sup>	D	2.00%	n/a	n/a	1.15%	0.10%	n/a
	UXB <sup>(17)</sup>	EUR	<sup>(17)</sup>	ACC	2.00%	n/a	n/a	1.15%	n/a	n/a
	UXBH <sup>(6)(17)</sup>	<sup>(6)</sup>	<sup>(17)</sup>	ACC	2.00%	n/a	n/a	1.15%	0.10%	n/a
	X1A <sup>(16)</sup>	EUR	<sup>(16)</sup>	D	2.00%	5.00%	n/a	1.92%	n/a	n/a
	X1AH <sup>(6)(16)</sup>	<sup>(6)</sup>	<sup>(16)</sup>	D	2.00%	5.00%	n/a	1.92%	0.10%	n/a
	X1B <sup>(16)</sup>	EUR	<sup>(16)</sup>	ACC	2.00%	5.00%	n/a	1.92%	n/a	n/a
	X1BH <sup>(6)(16)</sup>	<sup>(6)</sup>	<sup>(16)</sup>	ACC	2.00%	5.00%	n/a	1.92%	0.10%	n/a
	X1BH <sup>(6)(16)</sup>	CHF	<sup>(16)</sup>	ACC	2.00%	5.00%	n/a	1.92%	0.10%	n/a
	X1BH <sup>(6)(16)</sup>	CZK	<sup>(16)</sup>	ACC	2.00%	5.00%	n/a	1.92%	0.10%	n/a
	X1BH <sup>(6)(16)</sup>	USD	<sup>(16)</sup>	ACC	2.00%	5.00%	n/a	1.92%	0.10%	n/a
	X2A <sup>(16)</sup>	EUR	<sup>(16)</sup>	D	2.00%	5.00%	n/a	1.92%	n/a	n/a
	X2AH <sup>(6)(16)</sup>	<sup>(6)</sup>	<sup>(16)</sup>	D	2.00%	5.00%	n/a	1.92%	0.10%	n/a
	X2B <sup>(16)</sup>	EUR	<sup>(16)</sup>	ACC	2.00%	5.00%	n/a	1.92%	n/a	n/a
	X2BH <sup>(6)(16)</sup>	<sup>(6)</sup>	<sup>(16)</sup>	ACC	2.00%	5.00%	n/a	1.92%	0.10%	n/a
	X2BH <sup>(6)(16)</sup>	CHF	<sup>(16)</sup>	ACC	2.00%	5.00%	n/a	1.92%	0.10%	n/a
	X2BH <sup>(6)(16)</sup>	CZK	<sup>(16)</sup>	ACC	2.00%	5.00%	n/a	1.92%	0.10%	n/a
	X2BH <sup>(6)(16)</sup>	USD	<sup>(16)</sup>	ACC	2.00%	5.00%	n/a	1.92%	0.10%	n/a
	X3A <sup>(16)</sup>	EUR	<sup>(16)</sup>	D	2.00%	5.00%	n/a	1.92%	n/a	n/a
	X3AH <sup>(6)(16)</sup>	<sup>(6)</sup>	<sup>(16)</sup>	D	2.00%	5.00%	n/a	1.92%	0.10%	n/a
	X3B <sup>(16)</sup>	EUR	<sup>(16)</sup>	ACC	2.00%	5.00%	n/a	1.92%	n/a	n/a
	X3BH <sup>(6)(16)</sup>	<sup>(6)</sup>	<sup>(16)</sup>	ACC	2.00%	5.00%	n/a	1.92%	0.10%	n/a
	X3BH <sup>(6)(16)</sup>	CHF	<sup>(16)</sup>	ACC	2.00%	5.00%	n/a	1.92%	0.10%	n/a
	X3BH <sup>(6)(16)</sup>	CZK	<sup>(16)</sup>	ACC	2.00%	5.00%	n/a	1.92%	0.10%	n/a
	X3BH <sup>(6)(16)</sup>	USD	<sup>(16)</sup>	ACC	2.00%	5.00%	n/a	1.92%	0.10%	n/a
Credit Suisse (Lux) Infrastructure Equity Fund (USD)	A	USD	n/a	D	2.00%	5.00%	n/a	1.92%	n/a	n/a
	AH <sup>(6)</sup>	EUR	n/a	D	2.00%	5.00%	n/a	1.92%	0.10%	n/a
	AH <sup>(6)</sup>	<sup>(6)</sup>	n/a	D	2.00%	5.00%	n/a	1.92%	0.10%	n/a
	B	USD	n/a	ACC	2.00%	5.00%	n/a	1.92%	n/a	n/a
	BH <sup>(6)</sup>	CHF	n/a	ACC	2.00%	5.00%	n/a	1.92%	0.10%	n/a
	BH <sup>(6)</sup>	EUR	n/a	ACC	2.00%	5.00%	n/a	1.92%	0.10%	n/a
	BH <sup>(6)</sup>	<sup>(6)</sup>	n/a	ACC	2.00%	5.00%	n/a	1.92%	0.10%	n/a
	CA <sup>(12)</sup>	USD	n/a	D	2.00%	n/a	0.70%	1.92%	n/a	n/a
	CA <sup>(6)(12)</sup>	<sup>(6)</sup>	n/a	D	2.00%	n/a	0.70%	1.92%	n/a	n/a
	CAH <sup>(6)(12)</sup>	<sup>(6)</sup>	n/a	D	2.00%	n/a	0.70%	1.92%	0.10%	n/a
	CAH <sup>(6)(12)</sup>	EUR	n/a	D	2.00%	n/a	0.70%	1.92%	0.10%	n/a
	CAH <sup>(6)(12)</sup>	CHF	n/a	D	2.00%	n/a	0.70%	1.92%	0.10%	n/a
	CB <sup>(12)</sup>	USD	n/a	ACC	2.00%	n/a	0.70%	1.92%	n/a	n/a
	CB <sup>(6)(12)</sup>	<sup>(6)</sup>	n/a	ACC	2.00%	n/a	0.70%	1.92%	n/a	n/a
	CBH <sup>(6)(12)</sup>	<sup>(6)</sup>	n/a	ACC	2.00%	n/a	0.70%	1.92%	0.10%	n/a
	CBH <sup>(6)(12)</sup>	EUR	n/a	ACC	2.00%	n/a	0.70%	1.92%	0.10%	n/a
	CBH <sup>(6)(12)</sup>	CHF	n/a	ACC	2.00%	n/a	0.70%	1.92%	0.10%	n/a
	DA <sup>(4)</sup>	USD	n/a	D	2.00%	n/a	n/a	n/a <sup>(5)</sup>	n/a	n/a
	DAH <sup>(4)(6)</sup>	<sup>(6)</sup>	n/a	D	2.00%	n/a	n/a	n/a <sup>(5)</sup>	n/a	n/a
	DB <sup>(4)</sup>	USD	n/a	ACC	2.00%	n/a	n/a	n/a <sup>(5)</sup>	n/a	n/a
	DBH <sup>(4)(6)</sup>	<sup>(6)</sup>	n/a	ACC	2.00%	n/a	n/a	n/a <sup>(5)</sup>	n/a	n/a
	EA <sup>(6)</sup>	USD	n/a	D	2.00%	3.00%	n/a	0.90%	n/a	n/a
	EAH <sup>(6)(8)</sup>	<sup>(6)</sup>	n/a	D	2.00%	3.00%	n/a	0.90%	0.10%	n/a
	EB <sup>(6)</sup>	USD	n/a	ACC	2.00%	3.00%	n/a	0.90%	n/a	n/a
	EBH <sup>(6)(8)</sup>	<sup>(6)</sup>	n/a	ACC	2.00%	3.00%	n/a	0.90%	0.10%	n/a
	IA	USD	500,000	D	2.00%	3.00%	n/a	0.90%	n/a	n/a

Subfund (Reference Currency)	Share Class	Currency	Minimum holding	Type of Share <sup>(2)</sup>	Maximum adjustment of the Net Asset Value	Maximum sales charge	Maximum distribution fee (per annum)	Maximum management fee (per annum) <sup>(3)</sup>	Maximum FX hedging fee (per annum) <sup>(15)</sup>	Performance fee
	IAH <sup>(6)</sup>	<sup>(6)</sup>	–	D	2.00%	3.00%	n/a	0.90%	0.10%	n/a
	IA25	USD	25,000,000	D	2.00%	1.00%	n/a	0.70%	n/a	n/a
	IAH25 <sup>(6)</sup>	<sup>(6)</sup>	–	D	2.00%	1.00%	n/a	0.70%	0.10%	n/a
	IB	USD	500,000	ACC	2.00%	3.00%	n/a	0.90%	n/a	n/a
	IBH <sup>(6)</sup>	CHF	500,000	ACC	2.00%	3.00%	n/a	0.90%	0.10%	n/a
	IBH <sup>(6)</sup>	EUR	500,000	ACC	2.00%	3.00%	n/a	0.90%	0.10%	n/a
	IBH <sup>(6)</sup>	<sup>(6)</sup>	–	ACC	2.00%	3.00%	n/a	0.90%	0.10%	n/a
	IB25	USD	25,000,000	ACC	2.00%	1.00%	n/a	0.70%	n/a	n/a
	IBH25 <sup>(6)</sup>	<sup>(6)</sup>	–	ACC	2.00%	1.00%	n/a	0.70%	0.10%	n/a
	MA <sup>(8)</sup>	USD	25,000,000	D	2.00%	1.00%	n/a	0.70%	n/a	n/a
	MA <sup>(8)(10)</sup>	<sup>(10)</sup>	–	D	2.00%	1.00%	n/a	0.70%	n/a	n/a
	MAH <sup>(6)(8)</sup>	CHF	25,000,000	D	2.00%	1.00%	n/a	0.70%	0.10%	n/a
	MAH <sup>(6)(8)</sup>	EUR	25,000,000	D	2.00%	1.00%	n/a	0.70%	0.10%	n/a
	MAH <sup>(6)(8)</sup>	<sup>(6)</sup>	–	D	2.00%	1.00%	n/a	0.70%	0.10%	n/a
	MB <sup>(6)</sup>	USD	25,000,000	ACC	2.00%	1.00%	n/a	0.70%	n/a	n/a
	MB <sup>(8)(10)</sup>	<sup>(10)</sup>	–	ACC	2.00%	1.00%	n/a	0.70%	n/a	n/a
	MBH <sup>(6)(8)</sup>	CHF	25,000,000	ACC	2.00%	1.00%	n/a	0.70%	0.10%	n/a
	MBH <sup>(6)(8)</sup>	EUR	25,000,000	ACC	2.00%	1.00%	n/a	0.70%	0.10%	n/a
	MBH <sup>(6)(8)</sup>	<sup>(6)</sup>	–	ACC	2.00%	1.00%	n/a	0.70%	0.10%	n/a
	UA <sup>(9)</sup>	USD	n/a	D	2.00%	5.00%	n/a	1.50%	n/a	n/a
	UAH <sup>(6)(9)</sup>	<sup>(6)</sup>	n/a	D	2.00%	5.00%	n/a	1.50%	0.10%	n/a
	UA500 <sup>(9)</sup>	USD	500,000	D	2.00%	3.00%	n/a	0.90%	n/a	n/a
	UAH500 <sup>(6)(9)</sup>	<sup>(6)</sup>	–	D	2.00%	3.00%	n/a	0.90%	0.10%	n/a
	UB <sup>(9)</sup>	USD	n/a	ACC	2.00%	5.00%	n/a	1.50%	n/a	n/a
	UBH <sup>(6)(9)</sup>	<sup>(6)</sup>	n/a	ACC	2.00%	5.00%	n/a	1.50%	0.10%	n/a
	UBH <sup>(6)(9)</sup>	CHF	n/a	ACC	2.00%	5.00%	n/a	1.50%	0.10%	n/a
	UBH <sup>(6)(9)</sup>	EUR	n/a	ACC	2.00%	5.00%	n/a	1.50%	0.10%	n/a
	UB500 <sup>(9)</sup>	USD	500,000	ACC	2.00%	3.00%	n/a	0.90%	n/a	n/a
	UBH500 <sup>(6)(9)</sup>	<sup>(6)</sup>	–	ACC	2.00%	3.00%	n/a	0.90%	0.10%	n/a
	UXA <sup>(17)</sup>	USD	<sup>(17)</sup>	D	2.00%	n/a	n/a	1.15%	n/a	n/a
	UXAH <sup>(6)(17)</sup>	<sup>(6)</sup>	<sup>(17)</sup>	D	2.00%	n/a	n/a	1.15%	0.10%	n/a
	UXB <sup>(17)</sup>	USD	<sup>(17)</sup>	ACC	2.00%	n/a	n/a	1.15%	n/a	n/a
	UXBH <sup>(6)(17)</sup>	<sup>(6)</sup>	<sup>(17)</sup>	ACC	2.00%	n/a	n/a	1.15%	0.10%	n/a
	X1A <sup>(16)</sup>	USD	<sup>(16)</sup>	D	2.00%	5.00%	n/a	1.92%	n/a	n/a
	X1AH <sup>(6)(16)</sup>	EUR	<sup>(16)</sup>	D	2.00%	5.00%	n/a	1.92%	0.10%	n/a
	X1AH <sup>(6)(16)</sup>	<sup>(6)</sup>	<sup>(16)</sup>	D	2.00%	5.00%	n/a	1.92%	0.10%	n/a
	X1B <sup>(16)</sup>	USD	<sup>(16)</sup>	ACC	2.00%	5.00%	n/a	1.92%	n/a	n/a
	X1BH <sup>(6)(16)</sup>	CHF	<sup>(16)</sup>	ACC	2.00%	5.00%	n/a	1.92%	0.10%	n/a
	X1BH <sup>(6)(16)</sup>	EUR	<sup>(16)</sup>	ACC	2.00%	5.00%	n/a	1.92%	0.10%	n/a
	X1BH <sup>(6)(16)</sup>	<sup>(6)</sup>	<sup>(16)</sup>	ACC	2.00%	5.00%	n/a	1.92%	0.10%	n/a
	X2A <sup>(16)</sup>	USD	<sup>(16)</sup>	D	2.00%	5.00%	n/a	1.92%	n/a	n/a
	X2AH <sup>(6)(16)</sup>	EUR	<sup>(16)</sup>	D	2.00%	5.00%	n/a	1.92%	0.10%	n/a
	X2AH <sup>(6)(16)</sup>	<sup>(6)</sup>	<sup>(16)</sup>	D	2.00%	5.00%	n/a	1.92%	0.10%	n/a
	X2B <sup>(16)</sup>	USD	<sup>(16)</sup>	ACC	2.00%	5.00%	n/a	1.92%	n/a	n/a
	X2BH <sup>(6)(16)</sup>	CHF	<sup>(16)</sup>	ACC	2.00%	5.00%	n/a	1.92%	0.10%	n/a
	X2BH <sup>(6)(16)</sup>	EUR	<sup>(16)</sup>	ACC	2.00%	5.00%	n/a	1.92%	0.10%	n/a
	X2BH <sup>(6)(16)</sup>	<sup>(6)</sup>	<sup>(16)</sup>	ACC	2.00%	5.00%	n/a	1.92%	0.10%	n/a
	X3A <sup>(16)</sup>	USD	<sup>(16)</sup>	D	2.00%	5.00%	n/a	1.92%	n/a	n/a
	X3AH <sup>(6)(16)</sup>	EUR	<sup>(16)</sup>	D	2.00%	5.00%	n/a	1.92%	0.10%	n/a
	X3AH <sup>(6)(16)</sup>	<sup>(6)</sup>	<sup>(16)</sup>	D	2.00%	5.00%	n/a	1.92%	0.10%	n/a
	X3B <sup>(16)</sup>	USD	<sup>(16)</sup>	ACC	2.00%	5.00%	n/a	1.92%	n/a	n/a
	X3BH <sup>(6)(16)</sup>	CHF	<sup>(16)</sup>	ACC	2.00%	5.00%	n/a	1.92%	0.10%	n/a
	X3BH <sup>(6)(16)</sup>	EUR	<sup>(16)</sup>	ACC	2.00%	5.00%	n/a	1.92%	0.10%	n/a
	X3BH <sup>(6)(16)</sup>	<sup>(6)</sup>	<sup>(16)</sup>	ACC	2.00%	5.00%	n/a	1.92%	0.10%	n/a
Credit Suisse (Lux)	A	JPY	n/a	D	2.00%	5.00%	n/a	1.92%	n/a	n/a

Subfund (Reference Currency)	Share Class	Currency	Minimum holding	Type of Share <sup>(2)</sup>	Maximum adjustment of the Net Asset Value	Maximum sales charge	Maximum distribution fee (per annum)	Maximum management fee (per annum) <sup>(3)</sup>	Maximum FX hedging fee (per annum) <sup>(15)</sup>	Performance fee
Japan Value Equity Fund (JPY)	AH <sup>(6)</sup>	<sup>(6)</sup>	n/a	D	2.00%	5.00%	n/a	1.92%	0.10%	n/a
	AH <sup>(6)</sup>	EUR	n/a	D	2.00%	5.00%	n/a	1.92%	0.10%	n/a
	B	JPY	n/a	ACC	2.00%	5.00%	n/a	1.92%	n/a	n/a
	BH <sup>(6)</sup>	<sup>(6)</sup>	n/a	ACC	2.00%	5.00%	n/a	1.92%	0.10%	n/a
	BH <sup>(6)</sup>	EUR	n/a	ACC	2.00%	5.00%	n/a	1.92%	0.10%	n/a
	CA <sup>(12)</sup>	JPY	n/a	D	2.00%	n/a	0.70%	1.92%	n/a	n/a
	CAH <sup>(6)(12)</sup>	<sup>(6)</sup>	n/a	D	2.00%	n/a	0.70%	1.92%	0.10%	n/a
	CB <sup>(12)</sup>	JPY	n/a	ACC	2.00%	n/a	0.70%	1.92%	n/a	n/a
	CBH <sup>(6)(12)</sup>	<sup>(6)</sup>	n/a	ACC	2.00%	n/a	0.70%	1.92%	0.10%	n/a
	DA <sup>(4)</sup>	JPY	n/a	D	2.00%	n/a	n/a	n/a <sup>(5)</sup>	n/a	n/a
	DAH <sup>(4)(6)</sup>	<sup>(6)</sup>	n/a	D	2.00%	n/a	n/a	n/a <sup>(5)</sup>	n/a	n/a
	DB <sup>(4)</sup>	JPY	n/a	ACC	2.00%	n/a	n/a	n/a <sup>(5)</sup>	n/a	n/a
	DBH <sup>(4)(6)</sup>	<sup>(6)</sup>	n/a	ACC	2.00%	n/a	n/a	n/a <sup>(5)</sup>	n/a	n/a
	EA <sup>(8)</sup>	JPY	n/a	D	2.00%	3.00%	n/a	0.90%	n/a	n/a
	EAH <sup>(6)(8)</sup>	<sup>(6)</sup>	n/a	D	2.00%	3.00%	n/a	0.90%	0.10%	n/a
	EB <sup>(8)</sup>	JPY	n/a	ACC	2.00%	3.00%	n/a	0.90%	n/a	n/a
	EBH <sup>(6)(8)</sup>	<sup>(6)</sup>	n/a	ACC	2.00%	3.00%	n/a	0.90%	0.10%	n/a
	IA	JPY	50,000,000	D	2.00%	3.00%	n/a	0.90%	n/a	n/a
	IAH <sup>(6)</sup>	CHF	500,000	D	2.00%	3.00%	n/a	0.90%	0.10%	n/a
	IAH <sup>(6)</sup>	EUR	500,000	D	2.00%	3.00%	n/a	0.90%	0.10%	n/a
	IAH <sup>(6)</sup>	USD	500,000	D	2.00%	3.00%	n/a	0.90%	0.10%	n/a
	IAH <sup>(6)</sup>	<sup>(6)</sup>	-	D	2.00%	3.00%	n/a	0.90%	0.10%	n/a
	IA25	JPY	2,500,000,000	D	2.00%	1.00%	n/a	0.70%	n/a	n/a
	IAH25 <sup>(6)</sup>	<sup>(6)</sup>	-	D	2.00%	1.00%	n/a	0.70%	0.10%	n/a
	IB	JPY	50,000,000	ACC	2.00%	3.00%	n/a	0.90%	n/a	n/a
	IBH <sup>(6)</sup>	CHF	500,000	ACC	2.00%	3.00%	n/a	0.90%	0.10%	n/a
	IBH <sup>(6)</sup>	EUR	500,000	ACC	2.00%	3.00%	n/a	0.90%	0.10%	n/a
	IBH <sup>(6)</sup>	USD	500,000	ACC	2.00%	3.00%	n/a	0.90%	0.10%	n/a
	IBH <sup>(6)</sup>	<sup>(6)</sup>	-	ACC	2.00%	3.00%	n/a	0.90%	0.10%	n/a
	IB25	JPY	2,500,000,000	ACC	2.00%	1.00%	n/a	0.70%	n/a	n/a
	IBH25 <sup>(6)</sup>	<sup>(6)</sup>	-	ACC	2.00%	1.00%	n/a	0.70%	0.10%	n/a
	MA <sup>(8)</sup>	JPY	2,500,000,000	D	2.00%	1.00%	n/a	0.70%	n/a	n/a
	MA <sup>(8)(10)</sup>	<sup>(10)</sup>	-	D	2.00%	1.00%	n/a	0.70%	n/a	n/a
	MAH <sup>(6)(8)</sup>	CHF	25,000,000	D	2.00%	1.00%	n/a	0.70%	0.10%	n/a
	MAH <sup>(6)(8)</sup>	EUR	25,000,000	D	2.00%	1.00%	n/a	0.70%	0.10%	n/a
	MAH <sup>(6)(8)</sup>	USD	25,000,000	D	2.00%	1.00%	n/a	0.70%	0.10%	n/a
	MAH <sup>(6)(8)</sup>	<sup>(6)</sup>	-	D	2.00%	1.00%	n/a	0.70%	0.10%	n/a
	MB <sup>(8)</sup>	JPY	2,500,000,000	ACC	2.00%	1.00%	n/a	0.70%	n/a	n/a
	MB <sup>(8)(10)</sup>	<sup>(10)</sup>	-	ACC	2.00%	1.00%	n/a	0.70%	n/a	n/a
	MBH <sup>(6)(8)</sup>	CHF	25,000,000	ACC	2.00%	1.00%	n/a	0.70%	0.10%	n/a
	MBH <sup>(6)(8)</sup>	USD	25,000,000	ACC	2.00%	1.00%	n/a	0.70%	0.10%	n/a
	MBH <sup>(6)(8)</sup>	EUR	25,000,000	ACC	2.00%	1.00%	n/a	0.70%	0.10%	n/a
MBH <sup>(6)(8)</sup>	<sup>(6)</sup>	-	ACC	2.00%	1.00%	n/a	0.70%	0.10%	n/a	
UA <sup>(9)</sup>	JPY	n/a	D	2.00%	5.00%	n/a	1.50%	n/a	n/a	
UAH <sup>(6)(9)</sup>	<sup>(6)</sup>	n/a	D	2.00%	5.00%	n/a	1.50%	0.10%	n/a	
UA500 <sup>(9)</sup>	JPY	50,000,000	D	2.00%	3.00%	n/a	0.90%	n/a	n/a	
UAH500 <sup>(6)(9)</sup>	<sup>(6)</sup>	-	D	2.00%	3.00%	n/a	0.90%	0.10%	n/a	
UB <sup>(9)</sup>	JPY	n/a	ACC	2.00%	5.00%	n/a	1.50%	n/a	n/a	
UBH <sup>(6)(9)</sup>	<sup>(6)</sup>	n/a	ACC	2.00%	5.00%	n/a	1.50%	0.10%	n/a	
UB500 <sup>(9)</sup>	JPY	50,000,000	ACC	2.00%	3.00%	n/a	0.90%	n/a	n/a	
UBH500 <sup>(6)(9)</sup>	<sup>(6)</sup>	-	ACC	2.00%	3.00%	n/a	0.90%	0.10%	n/a	

Subfund (Reference Currency)	Share Class	Currency	Minimum holding	Type of Share <sup>(2)</sup>	Maximum adjustment of the Net Asset Value	Maximum sales charge	Maximum distribution fee (per annum)	Maximum management fee (per annum) <sup>(3)</sup>	Maximum FX hedging fee (per annum) <sup>(15)</sup>	Performance fee
	UXA <sup>(17)</sup>	JPY	<sup>(17)</sup>	D	2.00%	n/a	n/a	1.15%	n/a	n/a
	UXAH <sup>(6) (17)</sup>	<sup>(6)</sup>	<sup>(17)</sup>	D	2.00%	n/a	n/a	1.15%	0.10%	n/a
	UXB <sup>(17)</sup>	JPY	<sup>(17)</sup>	ACC	2.00%	n/a	n/a	1.15%	n/a	n/a
	UXBH <sup>(6) (17)</sup>	<sup>(6)</sup>	<sup>(17)</sup>	ACC	2.00%	n/a	n/a	1.15%	0.10%	n/a
	X1A <sup>(16)</sup>	JPY	<sup>(16)</sup>	D	2.00%	5.00%	n/a	1.92%	n/a	n/a
	X1AH <sup>(6) (16)</sup>	<sup>(6)</sup>	<sup>(16)</sup>	D	2.00%	5.00%	n/a	1.92%	0.10%	n/a
	X1AH <sup>(6) (16)</sup>	EUR	<sup>(16)</sup>	D	2.00%	5.00%	n/a	1.92%	0.10%	n/a
	X1B <sup>(16)</sup>	JPY	<sup>(16)</sup>	ACC	2.00%	5.00%	n/a	1.92%	n/a	n/a
	X1BH <sup>(6) (16)</sup>	<sup>(6)</sup>	<sup>(16)</sup>	ACC	2.00%	5.00%	n/a	1.92%	0.10%	n/a
	X1BH <sup>(6) (16)</sup>	EUR	<sup>(16)</sup>	ACC	2.00%	5.00%	n/a	1.92%	0.10%	n/a
	X2A <sup>(16)</sup>	JPY	<sup>(16)</sup>	D	2.00%	5.00%	n/a	1.92%	n/a	n/a
	X2AH <sup>(6) (16)</sup>	<sup>(6)</sup>	<sup>(16)</sup>	D	2.00%	5.00%	n/a	1.92%	0.10%	n/a
	X2AH <sup>(6) (16)</sup>	EUR	<sup>(16)</sup>	D	2.00%	5.00%	n/a	1.92%	0.10%	n/a
	X2B <sup>(16)</sup>	JPY	<sup>(16)</sup>	ACC	2.00%	5.00%	n/a	1.92%	n/a	n/a
	X2BH <sup>(6) (16)</sup>	<sup>(6)</sup>	<sup>(16)</sup>	ACC	2.00%	5.00%	n/a	1.92%	0.10%	n/a
	X2BH <sup>(6) (16)</sup>	EUR	<sup>(16)</sup>	ACC	2.00%	5.00%	n/a	1.92%	0.10%	n/a
	X3A <sup>(16)</sup>	JPY	<sup>(16)</sup>	D	2.00%	5.00%	n/a	1.92%	n/a	n/a
	X3AH <sup>(6) (16)</sup>	<sup>(6)</sup>	<sup>(16)</sup>	D	2.00%	5.00%	n/a	1.92%	0.10%	n/a
	X3AH <sup>(6) (16)</sup>	EUR	<sup>(16)</sup>	D	2.00%	5.00%	n/a	1.92%	0.10%	n/a
	X3B <sup>(16)</sup>	JPY	<sup>(16)</sup>	ACC	2.00%	5.00%	n/a	1.92%	n/a	n/a
	X3BH <sup>(6) (16)</sup>	<sup>(6)</sup>	<sup>(16)</sup>	ACC	2.00%	5.00%	n/a	1.92%	0.10%	n/a
	X3BH <sup>(6) (16)</sup>	EUR	<sup>(16)</sup>	ACC	2.00%	5.00%	n/a	1.92%	0.10%	n/a
Credit Suisse (Lux) Robotics Equity Fund (USD)	A	USD	n/a	D	2.00%	5.00%	n/a	1.92%	n/a	n/a
	A	<sup>(10)</sup>	n/a	D	2.00%	5.00%	n/a	1.92%	n/a	n/a
	A <sup>(10)</sup>	EUR	n/a	D	2.00%	5.00%	n/a	1.92%	n/a	n/a
	AH <sup>(6)</sup>	<sup>(6)</sup>	n/a	D	2.00%	5.00%	n/a	1.92%	0.10%	n/a
	AH <sup>(6)</sup>	EUR	n/a	D	2.00%	5.00%	n/a	1.92%	0.10%	n/a
	AP	USD	n/a	D	2.00%	5.00%	n/a	1.60%	n/a	<sup>(7)</sup>
	AP	<sup>(10)</sup>	n/a	D	2.00%	5.00%	n/a	1.60%	n/a	<sup>(7)</sup>
	AP <sup>(10)</sup>	EUR	n/a	D	2.00%	5.00%	n/a	1.60%	n/a	<sup>(7)</sup>
	AHP <sup>(6)</sup>	EUR	n/a	D	2.00%	5.00%	n/a	1.60%	0.10%	<sup>(7)</sup>
	AHP <sup>(6)</sup>	<sup>(6)</sup>	n/a	D	2.00%	5.00%	n/a	1.60%	0.10%	<sup>(7)</sup>
	B	USD	n/a	ACC	2.00%	5.00%	n/a	1.92%	n/a	n/a
	B	<sup>(10)</sup>	n/a	ACC	2.00%	5.00%	n/a	1.92%	n/a	n/a
	BH <sup>(6)</sup>	<sup>(6)</sup>	n/a	ACC	2.00%	5.00%	n/a	1.92%	0.10%	n/a
	BH <sup>(6)</sup>	EUR	n/a	ACC	2.00%	5.00%	n/a	1.92%	0.10%	n/a
	BH <sup>(6)</sup>	CHF	n/a	ACC	2.00%	5.00%	n/a	1.92%	0.10%	n/a
	BH <sup>(6)</sup>	SGD	n/a	ACC	2.00%	5.00%	n/a	1.92%	0.10%	n/a
	BP	USD	n/a	ACC	2.00%	5.00%	n/a	1.60%	n/a	<sup>(7)</sup>
	BP	<sup>(10)</sup>	n/a	ACC	2.00%	5.00%	n/a	1.60%	n/a	<sup>(7)</sup>
	BHP <sup>(6)</sup>	<sup>(6)</sup>	n/a	ACC	2.00%	5.00%	n/a	1.60%	0.10%	<sup>(7)</sup>
	BHP <sup>(6)</sup>	EUR	n/a	ACC	2.00%	5.00%	n/a	1.60%	0.10%	<sup>(7)</sup>
	BHP <sup>(6)</sup>	CHF	n/a	ACC	2.00%	5.00%	n/a	1.60%	0.10%	<sup>(7)</sup>
	BHP <sup>(6)</sup>	SGD	n/a	ACC	2.00%	5.00%	n/a	1.60%	0.10%	<sup>(7)</sup>
	CA <sup>(12)</sup>	USD	n/a	D	2.00%	n/a	0.70%	1.92%	n/a	n/a
	CAH <sup>(6) (12)</sup>	<sup>(6)</sup>	n/a	D	2.00%	n/a	0.70%	1.92%	0.10%	n/a
	CAP <sup>(12)</sup>	USD	n/a	D	2.00%	n/a	0.70%	1.60%	n/a	<sup>(7)</sup>
	CAHP <sup>(6) (12)</sup>	<sup>(6)</sup>	n/a	D	2.00%	n/a	0.70%	1.60%	0.10%	<sup>(7)</sup>
	CB <sup>(12)</sup>	USD	n/a	ACC	2.00%	n/a	0.70%	1.92%	n/a	n/a
	CBH <sup>(6) (12)</sup>	<sup>(6)</sup>	n/a	ACC	2.00%	n/a	0.70%	1.92%	0.10%	n/a
	CBP <sup>(12)</sup>	USD	n/a	ACC	2.00%	n/a	0.70%	1.60%	n/a	<sup>(7)</sup>
	CBHP <sup>(6) (12)</sup>	<sup>(6)</sup>	n/a	ACC	2.00%	n/a	0.70%	1.60%	0.10%	<sup>(7)</sup>
	DA <sup>(4)</sup>	USD	n/a	D	2.00%	n/a	n/a	n/a <sup>(5)</sup>	n/a	n/a
	DAH <sup>(4) (6)</sup>	<sup>(6)</sup>	n/a	D	2.00%	n/a	n/a	n/a <sup>(5)</sup>	n/a	n/a
	DAP <sup>(4) (13)</sup>	USD	n/a	D	2.00%	n/a	n/a	n/a <sup>(13)</sup>	n/a	<sup>(7)</sup>

Subfund (Reference Currency)	Share Class	Currency	Minimum holding	Type of Share <sup>(2)</sup>	Maximum adjustment of the Net Asset Value	Maximum sales charge	Maximum distribution fee (per annum)	Maximum management fee (per annum) <sup>(3)</sup>	Maximum FX hedging fee (per annum) <sup>(15)</sup>	Performance fee
	DAHP <sup>(4)(6)(13)</sup>	<sup>(6)</sup>	n/a	D	2.00%	n/a	n/a	n/a <sup>(13)</sup>	n/a	<sup>(7)</sup>
	DB <sup>(4)</sup>	USD	n/a	ACC	2.00%	n/a	n/a	n/a <sup>(5)</sup>	n/a	n/a
	DBH <sup>(4)(6)</sup>	<sup>(6)</sup>	n/a	ACC	2.00%	n/a	n/a	n/a <sup>(5)</sup>	n/a	n/a
	DBP <sup>(4)(13)</sup>	USD	n/a	ACC	2.00%	n/a	n/a	n/a <sup>(13)</sup>	n/a	<sup>(7)</sup>
	DBHP <sup>(4)(6)(13)</sup>	<sup>(6)</sup>	n/a	ACC	2.00%	n/a	n/a	n/a <sup>(13)</sup>	n/a	<sup>(7)</sup>
	EA <sup>(8)</sup>	USD	n/a	D	2.00%	3.00%	n/a	0.90%	n/a	n/a
	EA <sup>(8)(10)</sup>	<sup>(10)</sup>	n/a	D	2.00%	3.00%	n/a	0.90%	n/a	n/a
	EAH <sup>(6)(8)</sup>	<sup>(6)</sup>	n/a	D	2.00%	3.00%	n/a	0.90%	0.10%	n/a
	EAP <sup>(8)</sup>	USD	n/a	D	2.00%	3.00%	n/a	0.70%	n/a	<sup>(7)</sup>
	EAP <sup>(8)(10)</sup>	<sup>(10)</sup>	n/a	D	2.00%	3.00%	n/a	0.70%	n/a	<sup>(7)</sup>
	EAHP <sup>(6)(8)</sup>	<sup>(6)</sup>	n/a	D	2.00%	3.00%	n/a	0.70%	0.10%	<sup>(7)</sup>
	EB <sup>(8)</sup>	USD	n/a	ACC	2.00%	3.00%	n/a	0.90%	n/a	n/a
	EB <sup>(8)(10)</sup>	<sup>(10)</sup>	n/a	ACC	2.00%	3.00%	n/a	0.90%	n/a	n/a
	EBH <sup>(6)(8)</sup>	<sup>(6)</sup>	n/a	ACC	2.00%	3.00%	n/a	0.90%	0.10%	n/a
	EBP <sup>(8)</sup>	USD	n/a	ACC	2.00%	3.00%	n/a	0.70%	n/a	<sup>(7)</sup>
	EBP <sup>(8)(10)</sup>	<sup>(10)</sup>	n/a	ACC	2.00%	3.00%	n/a	0.70%	n/a	<sup>(7)</sup>
	EBHP <sup>(6)(8)</sup>	<sup>(6)</sup>	n/a	ACC	2.00%	3.00%	n/a	0.70%	0.10%	<sup>(7)</sup>
	IA	USD	500,000	D	2.00%	3.00%	n/a	0.90%	n/a	n/a
	IA <sup>(10)</sup>	<sup>(10)</sup>	–	D	2.00%	3.00%	n/a	0.90%	n/a	n/a
	IAH <sup>(6)</sup>	CHF	500,000	D	2.00%	3.00%	n/a	0.90%	0.10%	n/a
	IAH <sup>(6)</sup>	EUR	500,000	D	2.00%	3.00%	n/a	0.90%	0.10%	n/a
	IAH <sup>(6)</sup>	<sup>(6)</sup>	–	D	2.00%	3.00%	n/a	0.90%	0.10%	n/a
	IAP	USD	500,000	D	2.00%	3.00%	n/a	0.70%	n/a	<sup>(7)</sup>
	IAP <sup>(10)</sup>	<sup>(10)</sup>	–	D	2.00%	3.00%	n/a	0.70%	n/a	<sup>(7)</sup>
	IAHP <sup>(6)</sup>	CHF	–	D	2.00%	3.00%	n/a	0.70%	0.10%	<sup>(7)</sup>
	IAHP <sup>(6)</sup>	EUR	–	D	2.00%	3.00%	n/a	0.70%	0.10%	<sup>(7)</sup>
	IAHP <sup>(6)</sup>	<sup>(6)</sup>	–	D	2.00%	3.00%	n/a	0.70%	0.10%	<sup>(7)</sup>
	IA25	USD	25,000,000	D	2.00%	1.00%	n/a	0.70%	n/a	n/a
	IAH25 <sup>(6)</sup>	<sup>(6)</sup>	–	D	2.00%	1.00%	n/a	0.70%	0.10%	n/a
	IAP25	USD	25,000,000	D	2.00%	1.00%	n/a	0.60%	n/a	<sup>(7)</sup>
	IAHP25 <sup>(6)</sup>	<sup>(6)</sup>	–	D	2.00%	1.00%	n/a	0.60%	0.10%	<sup>(7)</sup>
	IB	USD	500,000	ACC	2.00%	3.00%	n/a	0.90%	n/a	n/a
	IB <sup>(10)</sup>	<sup>(10)</sup>	–	ACC	2.00%	3.00%	n/a	0.90%	n/a	n/a
	IBH <sup>(6)</sup>	CHF	500,000	ACC	2.00%	3.00%	n/a	0.90%	0.10%	n/a
	IBH <sup>(6)</sup>	EUR	500,000	ACC	2.00%	3.00%	n/a	0.90%	0.10%	n/a
	IBH <sup>(6)</sup>	<sup>(6)</sup>	–	ACC	2.00%	3.00%	n/a	0.90%	0.10%	n/a
	IBP	USD	500,000	ACC	2.00%	3.00%	n/a	0.70%	n/a	<sup>(7)</sup>
	IBP <sup>(10)</sup>	<sup>(10)</sup>	–	ACC	2.00%	3.00%	n/a	0.70%	n/a	<sup>(7)</sup>
	IBHP <sup>(6)</sup>	CHF	500,000	ACC	2.00%	3.00%	n/a	0.70%	0.10%	<sup>(7)</sup>
	IBHP <sup>(6)</sup>	EUR	500,000	ACC	2.00%	3.00%	n/a	0.70%	0.10%	<sup>(7)</sup>
	IBHP <sup>(6)</sup>	<sup>(6)</sup>	–	ACC	2.00%	3.00%	n/a	0.70%	0.10%	<sup>(7)</sup>
	IB25	USD	25,000,000	ACC	2.00%	1.00%	n/a	0.70%	n/a	n/a
	IBH25 <sup>(6)</sup>	<sup>(6)</sup>	–	ACC	2.00%	1.00%	n/a	0.70%	0.10%	n/a
	IBP25	USD	25,000,000	ACC	2.00%	1.00%	n/a	0.60%	n/a	<sup>(7)</sup>
	IBHP25 <sup>(6)</sup>	<sup>(6)</sup>	–	ACC	2.00%	1.00%	n/a	0.60%	0.10%	<sup>(7)</sup>
	MA <sup>(8)</sup>	USD	25,000,000	D	2.00%	1.00%	n/a	0.70%	n/a	n/a
	MA <sup>(8)(10)</sup>	<sup>(10)</sup>	–	D	2.00%	1.00%	n/a	0.70%	n/a	n/a
	MAH <sup>(6)(8)</sup>	CHF	25,000,000	D	2.00%	1.00%	n/a	0.70%	0.10%	n/a
	MAH <sup>(6)(8)</sup>	EUR	25,000,000	D	2.00%	1.00%	n/a	0.70%	0.10%	n/a
	MAH <sup>(6)(8)</sup>	<sup>(6)</sup>	–	D	2.00%	1.00%	n/a	0.70%	0.10%	n/a
	MAP <sup>(8)</sup>	USD	25,000,000	D	2.00%	1.00%	n/a	0.60%	n/a	<sup>(7)</sup>
	MAHP <sup>(6)(8)</sup>	CHF	25,000,000	D	2.00%	1.00%	n/a	0.60%	0.10%	<sup>(7)</sup>
	MAHP <sup>(6)(8)</sup>	EUR	25,000,000	D	2.00%	1.00%	n/a	0.60%	0.10%	<sup>(7)</sup>
	MAHP <sup>(6)(8)</sup>	<sup>(6)</sup>	–	D	2.00%	1.00%	n/a	0.60%	0.10%	<sup>(7)</sup>
	MB <sup>(8)</sup>	USD	25,000,000	ACC	2.00%	1.00%	n/a	0.70%	n/a	n/a

Subfund (Reference Currency)	Share Class	Currency	Minimum holding	Type of Share <sup>(2)</sup>	Maximum adjustment of the Net Asset Value	Maximum sales charge	Maximum distribution fee (per annum)	Maximum management fee (per annum) <sup>(3)</sup>	Maximum FX hedging fee (per annum) <sup>(15)</sup>	Performance fee
	MB <sup>(6)(10)</sup>	<sup>(10)</sup>	–	ACC	2.00%	1.00%	n/a	0.70%	n/a	n/a
	MBH <sup>(6)(8)</sup>	CHF	25,000,000	ACC	2.00%	1.00%	n/a	0.70%	0.10%	n/a
	MBH <sup>(6)(8)</sup>	EUR	25,000,000	ACC	2.00%	1.00%	n/a	0.70%	0.10%	n/a
	MBH <sup>(6)(8)</sup>	<sup>(6)</sup>	–	ACC	2.00%	1.00%	n/a	0.70%	0.10%	n/a
	MBP <sup>(6)</sup>	USD	25,000,000	ACC	2.00%	1.00%	n/a	0.60%	n/a	<sup>(7)</sup>
	MBHP <sup>(6)(8)</sup>	CHF	25,000,000	ACC	2.00%	1.00%	n/a	0.60%	0.10%	<sup>(7)</sup>
	MBHP <sup>(6)(8)</sup>	EUR	25,000,000	ACC	2.00%	1.00%	n/a	0.60%	0.10%	<sup>(7)</sup>
	MBHP <sup>(6)(8)</sup>	<sup>(6)</sup>	–	ACC	2.00%	1.00%	n/a	0.60%	0.10%	<sup>(7)</sup>
	SA <sup>(11)</sup>	USD	500,000	D	2.00%	1.00%	n/a	0.80%	n/a	n/a
	SAH <sup>(6)(11)</sup>	<sup>(6)</sup>	–	D	2.00%	1.00%	n/a	0.80%	0.10%	n/a
	SAH <sup>(6)(11)</sup>	CHF	500,000	D	2.00%	1.00%	n/a	0.80%	0.10%	n/a
	SAH <sup>(6)(11)</sup>	EUR	500,000	D	2.00%	1.00%	n/a	0.80%	0.10%	n/a
	SAP <sup>(11)</sup>	USD	n/a	D	2.00%	1.00%	n/a	0.60%	n/a	<sup>(7)</sup>
	SAHP <sup>(6)(11)</sup>	CHF	n/a	D	2.00%	1.00%	n/a	0.60%	0.10%	<sup>(7)</sup>
	SAHP <sup>(6)(11)</sup>	EUR	n/a	D	2.00%	1.00%	n/a	0.60%	0.10%	<sup>(7)</sup>
	SAHP <sup>(6)(11)</sup>	<sup>(6)</sup>	n/a	D	2.00%	1.00%	n/a	0.60%	0.10%	<sup>(7)</sup>
	SB <sup>(11)</sup>	USD	500,000	ACC	2.00%	1.00%	n/a	0.80%	n/a	n/a
	SBH <sup>(6)(11)</sup>	<sup>(6)</sup>	–	ACC	2.00%	1.00%	n/a	0.80%	0.10%	n/a
	SBH <sup>(6)(11)</sup>	CHF	500,000	ACC	2.00%	1.00%	n/a	0.80%	0.10%	n/a
	SBH <sup>(6)(11)</sup>	EUR	500,000	ACC	2.00%	1.00%	n/a	0.80%	0.10%	n/a
	SBP <sup>(11)</sup>	USD	n/a	ACC	2.00%	1.00%	n/a	0.60%	n/a	<sup>(7)</sup>
	SBHP <sup>(6)(11)</sup>	CHF	n/a	ACC	2.00%	1.00%	n/a	0.60%	0.10%	<sup>(7)</sup>
	SBHP <sup>(6)(11)</sup>	EUR	n/a	ACC	2.00%	1.00%	n/a	0.60%	0.10%	<sup>(7)</sup>
	SBHP <sup>(6)(11)</sup>	<sup>(6)</sup>	n/a	ACC	2.00%	1.00%	n/a	0.60%	0.10%	<sup>(7)</sup>
	UA <sup>(9)</sup>	USD	n/a	D	2.00%	5.00%	n/a	1.50%	n/a	n/a
	UA <sup>(9)(10)</sup>	<sup>(10)</sup>	n/a	D	2.00%	5.00%	n/a	1.50%	n/a	n/a
	UAH <sup>(6)(9)</sup>	<sup>(6)</sup>	n/a	D	2.00%	5.00%	n/a	1.50%	0.10%	n/a
	UAP <sup>(9)</sup>	USD	n/a	D	2.00%	5.00%	n/a	1.20%	n/a	<sup>(7)</sup>
	UAP <sup>(9)(10)</sup>	<sup>(10)</sup>	n/a	D	2.00%	5.00%	n/a	1.20%	n/a	<sup>(7)</sup>
	UAHP <sup>(6)(9)</sup>	<sup>(6)</sup>	n/a	D	2.00%	5.00%	n/a	1.20%	0.10%	<sup>(7)</sup>
	UA500 <sup>(9)</sup>	USD	500,000	D	2.00%	3.00%	n/a	0.90%	n/a	n/a
	UAH500 <sup>(6)(9)</sup>	<sup>(6)</sup>	–	D	2.00%	3.00%	n/a	0.90%	0.10%	n/a
	UAP500 <sup>(9)</sup>	USD	500,000	D	2.00%	3.00%	n/a	0.70%	n/a	<sup>(7)</sup>
	UAHP500 <sup>(6)(9)</sup>	<sup>(6)</sup>	–	D	2.00%	3.00%	n/a	0.70%	0.10%	<sup>(7)</sup>
	UB <sup>(9)</sup>	USD	n/a	ACC	2.00%	5.00%	n/a	1.50%	n/a	n/a
	UB <sup>(9)(10)</sup>	<sup>(10)</sup>	n/a	ACC	2.00%	5.00%	n/a	1.50%	n/a	n/a
	UBH <sup>(6)(9)</sup>	<sup>(6)</sup>	n/a	ACC	2.00%	5.00%	n/a	1.50%	0.10%	n/a
	UBH <sup>(6)(9)</sup>	CHF	n/a	ACC	2.00%	5.00%	n/a	1.50%	0.10%	n/a
	UBP <sup>(9)</sup>	USD	n/a	ACC	2.00%	5.00%	n/a	1.20%	n/a	<sup>(7)</sup>
	UBP <sup>(9)(10)</sup>	<sup>(10)</sup>	n/a	ACC	2.00%	5.00%	n/a	1.20%	n/a	<sup>(7)</sup>
	UBHP <sup>(6)(9)</sup>	<sup>(6)</sup>	n/a	ACC	2.00%	5.00%	n/a	1.20%	0.10%	<sup>(7)</sup>
	UBHP <sup>(6)(9)</sup>	CHF	n/a	ACC	2.00%	5.00%	n/a	1.20%	0.10%	<sup>(7)</sup>
	UB500 <sup>(9)</sup>	USD	500,000	ACC	2.00%	3.00%	n/a	0.90%	n/a	n/a
	UBH500 <sup>(6)(9)</sup>	<sup>(6)</sup>	–	ACC	2.00%	3.00%	n/a	0.90%	0.10%	n/a
	UBP500 <sup>(9)</sup>	<sup>(6)</sup>	500,000	ACC	2.00%	3.00%	n/a	0.70%	n/a	<sup>(7)</sup>
	UBHP500 <sup>(6)(9)</sup>	<sup>(6)</sup>	–	ACC	2.00%	3.00%	n/a	0.70%	0.10%	<sup>(7)</sup>
	UXA <sup>(17)</sup>	USD	<sup>(17)</sup>	D	2.00%	n/a	n/a	1.15%	n/a	n/a
	UXAH <sup>(6)(17)</sup>	<sup>(6)</sup>	<sup>(17)</sup>	D	2.00%	n/a	n/a	1.15%	0.10%	n/a
	UXAP <sup>(18)</sup>	EUR	<sup>(18)</sup>	D	2.00%	n/a	n/a	0.95%	n/a	<sup>(7)</sup>
	UXAHP <sup>(6)(18)</sup>	<sup>(6)</sup>	<sup>(18)</sup>	D	2.00%	n/a	n/a	0.95%	0.10%	<sup>(7)</sup>
	UXB <sup>(17)</sup>	USD	<sup>(17)</sup>	ACC	2.00%	n/a	n/a	1.15%	n/a	n/a
	UXBH <sup>(6)(17)</sup>	<sup>(6)</sup>	<sup>(17)</sup>	ACC	2.00%	n/a	n/a	1.15%	0.10%	n/a
	UXBP <sup>(18)</sup>	EUR	<sup>(18)</sup>	ACC	2.00%	n/a	n/a	0.95%	n/a	<sup>(7)</sup>
	UXBHP <sup>(6)(18)</sup>	<sup>(6)</sup>	<sup>(18)</sup>	ACC	2.00%	n/a	n/a	0.95%	0.10%	<sup>(7)</sup>
	X1A <sup>(16)</sup>	USD	<sup>(16)</sup>	D	2.00%	5.00%	n/a	1.92%	n/a	n/a

Subfund (Reference Currency)	Share Class	Currency	Minimum holding	Type of Share <sup>(2)</sup>	Maximum adjustment of the Net Asset Value	Maximum sales charge	Maximum distribution fee (per annum)	Maximum management fee (per annum) <sup>(3)</sup>	Maximum FX hedging fee (per annum) <sup>(15)</sup>	Performance fee
	X1A <sup>(16)</sup>		<sup>(16)</sup>	D	2.00%	5.00%	n/a	1.92%	n/a	n/a
	X1A <sup>(10)(16)</sup>	EUR	<sup>(16)</sup>	D	2.00%	5.00%	n/a	1.92%	n/a	n/a
	X1AH <sup>(6)(16)</sup>		<sup>(16)</sup>	D	2.00%	5.00%	n/a	1.92%	0.10%	n/a
	X1AH <sup>(6)(16)</sup>	EUR	<sup>(16)</sup>	D	2.00%	5.00%	n/a	1.92%	0.10%	n/a
	X1AP <sup>(16)</sup>	USD	<sup>(16)</sup>	D	2.00%	5.00%	n/a	1.60%	n/a	<sup>(7)</sup>
	X1AP <sup>(16)</sup>		<sup>(16)</sup>	D	2.00%	5.00%	n/a	1.60%	n/a	<sup>(7)</sup>
	X1AP <sup>(10)(16)</sup>	EUR	<sup>(16)</sup>	D	2.00%	5.00%	n/a	1.60%	0.10%	<sup>(7)</sup>
	X1AHP <sup>(6)(16)</sup>	EUR	<sup>(16)</sup>	D	2.00%	5.00%	n/a	1.60%	0.10%	<sup>(7)</sup>
	X1AHP <sup>(6)(16)</sup>		<sup>(16)</sup>	D	2.00%	5.00%	n/a	1.60%	0.10%	<sup>(7)</sup>
	X1B <sup>(16)</sup>	USD	<sup>(16)</sup>	ACC	2.00%	5.00%	n/a	1.92%	n/a	n/a
	X1B <sup>(16)</sup>		<sup>(16)</sup>	ACC	2.00%	5.00%	n/a	1.92%	n/a	n/a
	X1BH <sup>(6)(16)</sup>		<sup>(16)</sup>	ACC	2.00%	5.00%	n/a	1.92%	0.10%	n/a
	X1BH <sup>(6)(16)</sup>	EUR	<sup>(16)</sup>	ACC	2.00%	5.00%	n/a	1.92%	0.10%	n/a
	X1BH <sup>(6)(16)</sup>	CHF	<sup>(16)</sup>	ACC	2.00%	5.00%	n/a	1.92%	0.10%	n/a
	X1BH <sup>(6)(16)</sup>	SGD	<sup>(16)</sup>	ACC	2.00%	5.00%	n/a	1.92%	0.10%	n/a
	X1BP <sup>(16)</sup>	USD	<sup>(16)</sup>	ACC	2.00%	5.00%	n/a	1.60%	n/a	<sup>(7)</sup>
	X1BP <sup>(16)</sup>		<sup>(16)</sup>	ACC	2.00%	5.00%	n/a	1.60%	n/a	<sup>(7)</sup>
	X1BHP <sup>(6)(16)</sup>		<sup>(16)</sup>	ACC	2.00%	5.00%	n/a	1.60%	0.10%	<sup>(7)</sup>
	X1BHP <sup>(6)(16)</sup>	EUR	<sup>(16)</sup>	ACC	2.00%	5.00%	n/a	1.60%	0.10%	<sup>(7)</sup>
	X1BHP <sup>(6)(16)</sup>	CHF	<sup>(16)</sup>	ACC	2.00%	5.00%	n/a	1.60%	0.10%	<sup>(7)</sup>
	X1BHP <sup>(6)(16)</sup>	SGD	<sup>(16)</sup>	ACC	2.00%	5.00%	n/a	1.60%	0.10%	<sup>(7)</sup>
	X2A <sup>(16)</sup>	USD	<sup>(16)</sup>	D	2.00%	5.00%	n/a	1.92%	n/a	n/a
	X2A <sup>(16)</sup>		<sup>(16)</sup>	D	2.00%	5.00%	n/a	1.92%	n/a	n/a
	X2A <sup>(10)(16)</sup>	EUR	<sup>(16)</sup>	D	2.00%	5.00%	n/a	1.92%	n/a	n/a
	X2AH <sup>(6)(16)</sup>		<sup>(16)</sup>	D	2.00%	5.00%	n/a	1.92%	0.10%	n/a
	X2AH <sup>(6)(16)</sup>	EUR	<sup>(16)</sup>	D	2.00%	5.00%	n/a	1.92%	0.10%	n/a
	X2AP <sup>(16)</sup>	USD	<sup>(16)</sup>	D	2.00%	5.00%	n/a	1.60%	n/a	<sup>(7)</sup>
	X2AP <sup>(16)</sup>		<sup>(16)</sup>	D	2.00%	5.00%	n/a	1.60%	n/a	<sup>(7)</sup>
	X2AP <sup>(10)(16)</sup>	EUR	<sup>(16)</sup>	D	2.00%	5.00%	n/a	1.60%	n/a	<sup>(7)</sup>
	X2AHP <sup>(6)(16)</sup>	EUR	<sup>(16)</sup>	D	2.00%	5.00%	n/a	1.60%	0.10%	<sup>(7)</sup>
	X2AHP <sup>(6)(16)</sup>		<sup>(16)</sup>	D	2.00%	5.00%	n/a	1.60%	0.10%	<sup>(7)</sup>
	X2B <sup>(16)</sup>	USD	<sup>(16)</sup>	ACC	2.00%	5.00%	n/a	1.92%	n/a	n/a
	X2B <sup>(16)</sup>		<sup>(16)</sup>	ACC	2.00%	5.00%	n/a	1.92%	n/a	n/a
	X2BH <sup>(6)(16)</sup>		<sup>(16)</sup>	ACC	2.00%	5.00%	n/a	1.92%	0.10%	n/a
	X2BH <sup>(6)(16)</sup>	EUR	<sup>(16)</sup>	ACC	2.00%	5.00%	n/a	1.92%	0.10%	n/a
	X2BH <sup>(6)(16)</sup>	CHF	<sup>(16)</sup>	ACC	2.00%	5.00%	n/a	1.92%	0.10%	n/a
	X2BH <sup>(6)(16)</sup>	SGD	<sup>(16)</sup>	ACC	2.00%	5.00%	n/a	1.92%	0.10%	n/a
	X2BP <sup>(16)</sup>	USD	<sup>(16)</sup>	ACC	2.00%	5.00%	n/a	1.60%	n/a	<sup>(7)</sup>
	X2BP <sup>(16)</sup>		<sup>(16)</sup>	ACC	2.00%	5.00%	n/a	1.60%	n/a	<sup>(7)</sup>
	X2BHP <sup>(6)(16)</sup>		<sup>(16)</sup>	ACC	2.00%	5.00%	n/a	1.60%	0.10%	<sup>(7)</sup>
	X2BHP <sup>(6)(16)</sup>	EUR	<sup>(16)</sup>	ACC	2.00%	5.00%	n/a	1.60%	0.10%	<sup>(7)</sup>
	X2BHP <sup>(6)(16)</sup>	CHF	<sup>(16)</sup>	ACC	2.00%	5.00%	n/a	1.60%	0.10%	<sup>(7)</sup>
	X2BHP <sup>(6)(16)</sup>	SGD	<sup>(16)</sup>	ACC	2.00%	5.00%	n/a	1.60%	0.10%	<sup>(7)</sup>
	X3A <sup>(16)</sup>	USD	<sup>(16)</sup>	D	2.00%	5.00%	n/a	1.92%	n/a	n/a
	X3A <sup>(16)</sup>		<sup>(16)</sup>	D	2.00%	5.00%	n/a	1.92%	n/a	n/a
	X3A <sup>(10)(16)</sup>	EUR	<sup>(16)</sup>	D	2.00%	5.00%	n/a	1.92%	n/a	n/a
	X3AH <sup>(6)(16)</sup>		<sup>(16)</sup>	D	2.00%	5.00%	n/a	1.92%	0.10%	n/a
	X3AH <sup>(6)(16)</sup>	EUR	<sup>(16)</sup>	D	2.00%	5.00%	n/a	1.92%	0.10%	n/a
	X3AP <sup>(16)</sup>	USD	<sup>(16)</sup>	D	2.00%	5.00%	n/a	1.60%	n/a	<sup>(7)</sup>
	X3AP <sup>(16)</sup>		<sup>(16)</sup>	D	2.00%	5.00%	n/a	1.60%	n/a	<sup>(7)</sup>
	X3AP <sup>(10)(16)</sup>	EUR	<sup>(16)</sup>	D	2.00%	5.00%	n/a	1.60%	n/a	<sup>(7)</sup>
	X3AHP <sup>(6)(16)</sup>		<sup>(16)</sup>	D	2.00%	5.00%	n/a	1.60%	0.10%	<sup>(7)</sup>
	X3AHP <sup>(6)(16)</sup>	EUR	<sup>(16)</sup>	D	2.00%	5.00%	n/a	1.60%	0.10%	<sup>(7)</sup>
	X3B <sup>(16)</sup>	USD	<sup>(16)</sup>	ACC	2.00%	5.00%	n/a	1.92%	n/a	n/a
	X3B <sup>(16)</sup>		<sup>(16)</sup>	ACC	2.00%	5.00%	n/a	1.92%	n/a	n/a

Subfund (Reference Currency)	Share Class	Currency	Minimum holding	Type of Share <sup>(2)</sup>	Maximum adjustment of the Net Asset Value	Maximum sales charge	Maximum distribution fee (per annum)	Maximum management fee (per annum) <sup>(3)</sup>	Maximum FX hedging fee (per annum) <sup>(15)</sup>	Performance fee
	X3BH <sup>(6)(16)</sup>	<sup>(6)</sup>	<sup>(16)</sup>	ACC	2.00%	5.00%	n/a	1.92%	0.10%	n/a
	X3BH <sup>(6)(16)</sup>	EUR	<sup>(16)</sup>	ACC	2.00%	5.00%	n/a	1.92%	0.10%	n/a
	X3BH <sup>(6)(16)</sup>	CHF	<sup>(16)</sup>	ACC	2.00%	5.00%	n/a	1.92%	0.10%	n/a
	X3BH <sup>(6)(16)</sup>	SGD	<sup>(16)</sup>	ACC	2.00%	5.00%	n/a	1.92%	0.10%	n/a
	X3BP <sup>(16)</sup>	USD	<sup>(16)</sup>	ACC	2.00%	5.00%	n/a	1.60%	n/a	<sup>(7)</sup>
	X3BP <sup>(16)</sup>	<sup>(10)</sup>	<sup>(16)</sup>	ACC	2.00%	5.00%	n/a	1.60%	n/a	<sup>(7)</sup>
	X3BHP <sup>(6)(16)</sup>	<sup>(6)</sup>	<sup>(16)</sup>	ACC	2.00%	5.00%	n/a	1.60%	0.10%	<sup>(7)</sup>
	X3BHP <sup>(6)(16)</sup>	EUR	<sup>(16)</sup>	ACC	2.00%	5.00%	n/a	1.60%	0.10%	<sup>(7)</sup>
	X3BHP <sup>(6)(16)</sup>	CHF	<sup>(16)</sup>	ACC	2.00%	5.00%	n/a	1.60%	0.10%	<sup>(7)</sup>
	X3BHP <sup>(6)(16)</sup>	SGD	<sup>(16)</sup>	ACC	2.00%	5.00%	n/a	1.60%	0.10%	<sup>(7)</sup>
Credit Suisse (Lux) Security Equity Fund (USD)	A	USD	n/a	D	2.00%	5.00%	n/a	1.92%	n/a	n/a
	A	<sup>(10)</sup>	n/a	D	2.00%	5.00%	n/a	1.92%	n/a	n/a
	AH <sup>(6)</sup>	EUR	n/a	D	2.00%	5.00%	n/a	1.92%	0.10%	n/a
	AH <sup>(6)</sup>	<sup>(6)</sup>	n/a	D	2.00%	5.00%	n/a	1.92%	0.10%	n/a
	AP	USD	n/a	D	2.00%	5.00%	n/a	1.60%	n/a	<sup>(7)</sup>
	AP	<sup>(10)</sup>	n/a	D	2.00%	5.00%	n/a	1.60%	n/a	<sup>(7)</sup>
	AHP <sup>(6)</sup>	EUR	n/a	D	2.00%	5.00%	n/a	1.60%	0.10%	<sup>(7)</sup>
	AHP <sup>(6)</sup>	<sup>(6)</sup>	n/a	D	2.00%	5.00%	n/a	1.60%	0.10%	<sup>(7)</sup>
	B	USD	n/a	ACC	2.00%	5.00%	n/a	1.92%	n/a	n/a
	B	<sup>(10)</sup>	n/a	ACC	2.00%	5.00%	n/a	1.92%	n/a	n/a
	BH <sup>(6)</sup>	CHF	n/a	ACC	2.00%	5.00%	n/a	1.92%	0.10%	n/a
	BH <sup>(6)</sup>	EUR	n/a	ACC	2.00%	5.00%	n/a	1.92%	0.10%	n/a
	BH <sup>(6)</sup>	<sup>(6)</sup>	n/a	ACC	2.00%	5.00%	n/a	1.92%	0.10%	n/a
	BP	USD	n/a	ACC	2.00%	5.00%	n/a	1.60%	n/a	<sup>(7)</sup>
	BP	<sup>(10)</sup>	n/a	ACC	2.00%	5.00%	n/a	1.60%	n/a	<sup>(7)</sup>
	BHP <sup>(6)</sup>	EUR	n/a	ACC	2.00%	5.00%	n/a	1.60%	0.10%	<sup>(7)</sup>
	BHP <sup>(6)</sup>	CHF	n/a	ACC	2.00%	5.00%	n/a	1.60%	0.10%	<sup>(7)</sup>
	BHP <sup>(6)</sup>	<sup>(6)</sup>	n/a	ACC	2.00%	5.00%	n/a	1.60%	0.10%	<sup>(7)</sup>
	CA <sup>(12)</sup>	USD	n/a	D	2.00%	n/a	0.70%	1.92%	n/a	n/a
	CAH <sup>(6)(12)</sup>	<sup>(6)</sup>	n/a	D	2.00%	n/a	0.70%	1.92%	0.10%	n/a
	CAP <sup>(12)</sup>	USD	n/a	D	2.00%	n/a	0.70%	1.60%	n/a	<sup>(7)</sup>
	CAHP <sup>(6)(12)</sup>	<sup>(6)</sup>	n/a	D	2.00%	n/a	0.70%	1.60%	0.10%	<sup>(7)</sup>
	CB <sup>(12)</sup>	USD	n/a	ACC	2.00%	n/a	0.70%	1.92%	n/a	n/a
	CBH <sup>(6)(12)</sup>	<sup>(6)</sup>	n/a	ACC	2.00%	n/a	0.70%	1.92%	0.10%	n/a
	CBP <sup>(12)</sup>	USD	n/a	ACC	2.00%	n/a	0.70%	1.60%	n/a	<sup>(7)</sup>
	CBHP <sup>(6)(12)</sup>	<sup>(6)</sup>	n/a	ACC	2.00%	n/a	0.70%	1.60%	0.10%	<sup>(7)</sup>
	DA <sup>(4)</sup>	USD	n/a	D	2.00%	n/a	n/a	n/a <sup>(5)</sup>	n/a	n/a
	DAH <sup>(4)(6)</sup>	<sup>(6)</sup>	n/a	D	2.00%	n/a	n/a	n/a <sup>(5)</sup>	n/a	n/a
	DAP <sup>(4)(13)</sup>	USD	n/a	D	2.00%	n/a	n/a	n/a <sup>(13)</sup>	n/a	<sup>(7)</sup>
	DAHP <sup>(4)(6)(13)</sup>	<sup>(6)</sup>	n/a	D	2.00%	n/a	n/a	n/a <sup>(13)</sup>	n/a	<sup>(7)</sup>
	DB <sup>(4)</sup>	USD	n/a	ACC	2.00%	n/a	n/a	n/a <sup>(5)</sup>	n/a	n/a
	DBH <sup>(4)(6)</sup>	<sup>(6)</sup>	n/a	ACC	2.00%	n/a	n/a	n/a <sup>(5)</sup>	n/a	n/a
	DBP <sup>(4)(13)</sup>	USD	n/a	ACC	2.00%	n/a	n/a	n/a <sup>(13)</sup>	n/a	<sup>(7)</sup>
	DBHP <sup>(4)(6)(13)</sup>	<sup>(6)</sup>	n/a	ACC	2.00%	n/a	n/a	n/a <sup>(13)</sup>	n/a	<sup>(7)</sup>
	EA <sup>(8)</sup>	USD	n/a	D	2.00%	3.00%	n/a	0.90%	n/a	n/a
	EA <sup>(8)(10)</sup>	<sup>(10)</sup>	n/a	D	2.00%	3.00%	n/a	0.90%	n/a	n/a
	EAH <sup>(6)(8)</sup>	<sup>(6)</sup>	n/a	D	2.00%	3.00%	n/a	0.90%	0.10%	n/a
	EAP <sup>(8)</sup>	USD	n/a	D	2.00%	3.00%	n/a	0.70%	n/a	<sup>(7)</sup>
	EAP <sup>(8)(10)</sup>	<sup>(10)</sup>	n/a	D	2.00%	3.00%	n/a	0.70%	n/a	<sup>(7)</sup>
	EAHP <sup>(6)(8)</sup>	<sup>(6)</sup>	n/a	D	2.00%	3.00%	n/a	0.70%	0.10%	<sup>(7)</sup>
	EB <sup>(8)</sup>	USD	n/a	ACC	2.00%	3.00%	n/a	0.90%	n/a	n/a
	EB <sup>(8)(10)</sup>	<sup>(10)</sup>	n/a	ACC	2.00%	3.00%	n/a	0.90%	n/a	n/a
	EBH <sup>(6)(8)</sup>	<sup>(6)</sup>	n/a	ACC	2.00%	3.00%	n/a	0.90%	0.10%	n/a
	EBH <sup>(6)(8)</sup>	EUR	n/a	ACC	2.00%	3.00%	n/a	0.90%	0.10%	n/a
	EBP <sup>(8)</sup>	USD	n/a	ACC	2.00%	3.00%	n/a	0.70%	n/a	<sup>(7)</sup>



Subfund (Reference Currency)	Share Class	Currency	Minimum holding	Type of Share <sup>(2)</sup>	Maximum adjustment of the Net Asset Value	Maximum sales charge	Maximum distribution fee (per annum)	Maximum management fee (per annum) <sup>(3)</sup>	Maximum FX hedging fee (per annum) <sup>(15)</sup>	Performance fee
	EBP <sup>(8)(10)</sup>	<sup>(10)</sup>	n/a	ACC	2.00%	3.00%	n/a	0.70%	n/a	<sup>(7)</sup>
	EBHP <sup>(6)(8)</sup>	<sup>(6)</sup>	n/a	ACC	2.00%	3.00%	n/a	0.70%	0.10%	<sup>(7)</sup>
	EBHP <sup>(6)(8)</sup>	EUR	n/a	ACC	2.00%	3.00%	n/a	0.70%	0.10%	<sup>(7)</sup>
	IA	USD	500,000	D	2.00%	3.00%	n/a	0.90%	n/a	n/a
	IA <sup>(10)</sup>	<sup>(10)</sup>	–	D	2.00%	3.00%	n/a	0.90%	n/a	n/a
	IAH <sup>(6)</sup>	CHF	500,000	D	2.00%	3.00%	n/a	0.90%	0.10%	n/a
	IAH <sup>(6)</sup>	EUR	500,000	D	2.00%	3.00%	n/a	0.90%	0.10%	n/a
	IAH <sup>(6)</sup>	<sup>(6)</sup>	–	D	2.00%	3.00%	n/a	0.90%	0.10%	n/a
	IAP	USD	500,000	D	2.00%	3.00%	n/a	0.70%	n/a	<sup>(7)</sup>
	IAP <sup>(10)</sup>	<sup>(10)</sup>	–	D	2.00%	3.00%	n/a	0.70%	n/a	<sup>(7)</sup>
	IAHP <sup>(6)</sup>	CHF	500,000	D	2.00%	3.00%	n/a	0.70%	0.10%	<sup>(7)</sup>
	IAHP <sup>(6)</sup>	EUR	500,000	D	2.00%	3.00%	n/a	0.70%	0.10%	<sup>(7)</sup>
	IAHP <sup>(6)</sup>	<sup>(6)</sup>	–	D	2.00%	3.00%	n/a	0.70%	0.10%	<sup>(7)</sup>
	IA25	USD	25,000,000	D	2.00%	1.00%	n/a	0.70%	n/a	n/a
	IAH25 <sup>(6)</sup>	<sup>(6)</sup>	–	D	2.00%	1.00%	n/a	0.70%	0.10%	n/a
	IAP25	USD	25,000,000	D	2.00%	1.00%	n/a	0.60%	n/a	<sup>(7)</sup>
	IAHP25 <sup>(6)</sup>	<sup>(6)</sup>	–	D	2.00%	1.00%	n/a	0.60%	0.10%	<sup>(7)</sup>
	IB	USD	500,000	ACC	2.00%	3.00%	n/a	0.90%	n/a	n/a
	IB <sup>(10)</sup>	<sup>(10)</sup>	–	ACC	2.00%	3.00%	n/a	0.90%	n/a	n/a
	IBH <sup>(6)</sup>	CHF	500,000	ACC	2.00%	3.00%	n/a	0.90%	0.10%	n/a
	IBH <sup>(6)</sup>	EUR	500,000	ACC	2.00%	3.00%	n/a	0.90%	0.10%	n/a
	IBH <sup>(6)</sup>	<sup>(6)</sup>	–	ACC	2.00%	3.00%	n/a	0.90%	0.10%	n/a
	IBP	USD	500,000	ACC	2.00%	3.00%	n/a	0.70%	n/a	<sup>(7)</sup>
	IBP <sup>(10)</sup>	<sup>(10)</sup>	–	ACC	2.00%	3.00%	n/a	0.70%	n/a	<sup>(7)</sup>
	IBHP <sup>(6)</sup>	CHF	500,000	ACC	2.00%	3.00%	n/a	0.70%	0.10%	<sup>(7)</sup>
	IBHP <sup>(6)</sup>	EUR	500,000	ACC	2.00%	3.00%	n/a	0.70%	0.10%	<sup>(7)</sup>
	IBHP <sup>(6)</sup>	<sup>(6)</sup>	–	ACC	2.00%	3.00%	n/a	0.70%	0.10%	<sup>(7)</sup>
	IB25	USD	25,000,000	ACC	2.00%	1.00%	n/a	0.70%	n/a	n/a
	IBH25 <sup>(6)</sup>	<sup>(6)</sup>	–	ACC	2.00%	1.00%	n/a	0.70%	0.10%	n/a
	IBP25	USD	25,000,000	ACC	2.00%	1.00%	n/a	0.60%	n/a	<sup>(7)</sup>
	IBHP25 <sup>(6)</sup>	<sup>(6)</sup>	–	ACC	2.00%	1.00%	n/a	0.60%	0.10%	<sup>(7)</sup>
	MA <sup>(8)</sup>	USD	25,000,000	D	2.00%	1.00%	n/a	0.70%	n/a	n/a
	MA <sup>(8)(10)</sup>	<sup>(10)</sup>	–	D	2.00%	1.00%	n/a	0.70%	n/a	n/a
	MAH <sup>(6)(8)</sup>	CHF	25,000,000	D	2.00%	1.00%	n/a	0.70%	0.10%	n/a
	MAH <sup>(6)(8)</sup>	EUR	25,000,000	D	2.00%	1.00%	n/a	0.70%	0.10%	n/a
	MAH <sup>(6)(8)</sup>	<sup>(6)</sup>	–	D	2.00%	1.00%	n/a	0.70%	0.10%	n/a
	MAP <sup>(8)</sup>	USD	25,000,000	D	2.00%	1.00%	n/a	0.60%	n/a	<sup>(7)</sup>
	MAHP <sup>(6)(8)</sup>	CHF	25,000,000	D	2.00%	1.00%	n/a	0.60%	0.10%	<sup>(7)</sup>
	MAHP <sup>(6)(8)</sup>	EUR	25,000,000	D	2.00%	1.00%	n/a	0.60%	0.10%	<sup>(7)</sup>
	MAHP <sup>(6)(8)</sup>	<sup>(6)</sup>	–	D	2.00%	1.00%	n/a	0.60%	0.10%	<sup>(7)</sup>
	MB <sup>(8)</sup>	USD	25,000,000	ACC	2.00%	1.00%	n/a	0.70%	n/a	n/a
	MB <sup>(8)(10)</sup>	<sup>(10)</sup>	–	ACC	2.00%	1.00%	n/a	0.70%	n/a	n/a
	MBH <sup>(6)(8)</sup>	CHF	25,000,000	ACC	2.00%	1.00%	n/a	0.70%	0.10%	n/a
	MBH <sup>(6)(8)</sup>	EUR	25,000,000	ACC	2.00%	1.00%	n/a	0.70%	0.10%	n/a
	MBH <sup>(6)(8)</sup>	<sup>(6)</sup>	–	ACC	2.00%	1.00%	n/a	0.70%	0.10%	n/a
	MBP <sup>(6)</sup>	USD	25,000,000	ACC	2.00%	1.00%	n/a	0.60%	n/a	<sup>(7)</sup>
	MBHP <sup>(6)(8)</sup>	CHF	25,000,000	ACC	2.00%	1.00%	n/a	0.60%	0.10%	<sup>(7)</sup>
	MBHP <sup>(6)(8)</sup>	EUR	25,000,000	ACC	2.00%	1.00%	n/a	0.60%	0.10%	<sup>(7)</sup>
	MBHP <sup>(6)(8)</sup>	<sup>(6)</sup>	–	ACC	2.00%	1.00%	n/a	0.60%	0.10%	<sup>(7)</sup>
	UA <sup>(9)</sup>	USD	n/a	D	2.00%	5.00%	n/a	1.50%	n/a	n/a
	UA <sup>(9)(10)</sup>	<sup>(10)</sup>	n/a	D	2.00%	5.00%	n/a	1.50%	n/a	n/a
	UAH <sup>(6)(9)</sup>	<sup>(6)</sup>	n/a	D	2.00%	5.00%	n/a	1.50%	0.10%	n/a
	UAP <sup>(9)</sup>	USD	n/a	D	2.00%	5.00%	n/a	1.20%	n/a	<sup>(7)</sup>
	UAP <sup>(9)(10)</sup>	<sup>(10)</sup>	n/a	D	2.00%	5.00%	n/a	1.20%	n/a	<sup>(7)</sup>
	UAHP <sup>(6)(9)</sup>	<sup>(6)</sup>	n/a	D	2.00%	5.00%	n/a	1.20%	0.10%	<sup>(7)</sup>

Subfund (Reference Currency)	Share Class	Currency	Minimum holding	Type of Share <sup>(2)</sup>	Maximum adjustment of the Net Asset Value	Maximum sales charge	Maximum distribution fee (per annum)	Maximum management fee (per annum) <sup>(3)</sup>	Maximum FX hedging fee (per annum) <sup>(15)</sup>	Performance fee
	UA500 <sup>(9)</sup>	USD	500,000	D	2.00%	3.00%	n/a	0.90%	n/a	n/a
	UAH500 <sup>(6) (9)</sup>	<sup>(6)</sup>	-	D	2.00%	3.00%	n/a	0.90%	0.10%	n/a
	UAP500 <sup>(9)</sup>	USD	500,000	D	2.00%	3.00%	n/a	0.70%	n/a	<sup>(7)</sup>
	UAHP500 <sup>(6) (9)</sup>	<sup>(6)</sup>	-	D	2.00%	3.00%	n/a	0.70%	0.10%	<sup>(7)</sup>
	UB <sup>(9)</sup>	USD	n/a	ACC	2.00%	5.00%	n/a	1.50%	n/a	n/a
	UB <sup>(9) (10)</sup>	<sup>(10)</sup>	n/a	ACC	2.00%	5.00%	n/a	1.50%	n/a	n/a
	UBH <sup>(6) (9)</sup>	<sup>(6)</sup>	n/a	ACC	2.00%	5.00%	n/a	1.50%	0.10%	n/a
	UBH <sup>(6) (9)</sup>	CHF	n/a	ACC	2.00%	5.00%	n/a	1.50%	0.10%	n/a
	UBH <sup>(6) (9)</sup>	EUR	n/a	ACC	2.00%	5.00%	n/a	1.50%	0.10%	n/a
	UBP <sup>(9)</sup>	USD	n/a	ACC	2.00%	5.00%	n/a	1.20%	n/a	<sup>(7)</sup>
	UBP <sup>(9) (10)</sup>	<sup>(10)</sup>	n/a	ACC	2.00%	5.00%	n/a	1.20%	n/a	<sup>(7)</sup>
	UBHP <sup>(6) (9)</sup>	<sup>(6)</sup>	n/a	ACC	2.00%	5.00%	n/a	1.20%	0.10%	<sup>(7)</sup>
	UBHP <sup>(6) (9)</sup>	EUR	n/a	ACC	2.00%	5.00%	n/a	1.20%	0.10%	<sup>(7)</sup>
	UBHP <sup>(6) (9)</sup>	CHF	n/a	ACC	2.00%	5.00%	n/a	1.20%	0.10%	<sup>(7)</sup>
	UB500 <sup>(9)</sup>	USD	500,000	ACC	2.00%	3.00%	n/a	0.90%	n/a	n/a
	UBH500 <sup>(6) (9)</sup>	<sup>(6)</sup>	-	ACC	2.00%	3.00%	n/a	0.90%	0.10%	n/a
	UBP500 <sup>(9)</sup>	<sup>(6)</sup>	500,000	ACC	2.00%	3.00%	n/a	0.70%	n/a	<sup>(7)</sup>
	UBHP500 <sup>(6) (9)</sup>	<sup>(6)</sup>	-	ACC	2.00%	3.00%	n/a	0.70%	0.10%	<sup>(7)</sup>
	UXA <sup>(17)</sup>	USD	<sup>(17)</sup>	D	2.00%	n/a	n/a	1.15%	n/a	n/a
	UXAH <sup>(6) (17)</sup>	<sup>(6)</sup>	<sup>(17)</sup>	D	2.00%	n/a	n/a	1.15%	0.10%	n/a
	UXAP <sup>(18)</sup>	USD	<sup>(18)</sup>	D	2.00%	n/a	n/a	0.95%	n/a	<sup>(7)</sup>
	UXAHP <sup>(6) (18)</sup>	<sup>(6)</sup>	<sup>(18)</sup>	D	2.00%	n/a	n/a	0.95%	0.10%	<sup>(7)</sup>
	UXB <sup>(17)</sup>	USD	<sup>(17)</sup>	ACC	2.00%	n/a	n/a	1.15%	n/a	n/a
	UXBH <sup>(6) (17)</sup>	<sup>(6)</sup>	<sup>(17)</sup>	ACC	2.00%	n/a	n/a	1.15%	0.10%	n/a
	UXBP <sup>(18)</sup>	USD	<sup>(18)</sup>	ACC	2.00%	n/a	n/a	0.95%	n/a	<sup>(7)</sup>
	UXBHP <sup>(6) (18)</sup>	<sup>(6)</sup>	<sup>(18)</sup>	ACC	2.00%	n/a	n/a	0.95%	0.10%	<sup>(7)</sup>
	X1A <sup>(16)</sup>	USD	<sup>(16)</sup>	D	2.00%	5.00%	n/a	1.92%	n/a	n/a
	X1A <sup>(16) (10)</sup>	<sup>(10)</sup>	<sup>(16)</sup>	D	2.00%	5.00%	n/a	1.92%	n/a	n/a
	X1AH <sup>(6) (16)</sup>	EUR	<sup>(16)</sup>	D	2.00%	5.00%	n/a	1.92%	0.10%	n/a
	X1AH <sup>(6) (16)</sup>	<sup>(6)</sup>	<sup>(16)</sup>	D	2.00%	5.00%	n/a	1.92%	0.10%	n/a
	X1AP <sup>(16)</sup>	USD	<sup>(16)</sup>	D	2.00%	5.00%	n/a	1.60%	n/a	<sup>(7)</sup>
	X1AP <sup>(16) (10)</sup>	<sup>(10)</sup>	<sup>(16)</sup>	D	2.00%	5.00%	n/a	1.60%	n/a	<sup>(7)</sup>
	X1AHP <sup>(6) (16)</sup>	EUR	<sup>(16)</sup>	D	2.00%	5.00%	n/a	1.60%	0.10%	<sup>(7)</sup>
	X1AHP <sup>(6) (16)</sup>	<sup>(6)</sup>	<sup>(16)</sup>	D	2.00%	5.00%	n/a	1.60%	0.10%	<sup>(7)</sup>
	X1B <sup>(16)</sup>	USD	<sup>(16)</sup>	ACC	2.00%	5.00%	n/a	1.92%	n/a	n/a
	X1B <sup>(16) (10)</sup>	<sup>(10)</sup>	<sup>(16)</sup>	ACC	2.00%	5.00%	n/a	1.92%	n/a	n/a
	X1BH <sup>(6) (16)</sup>	CHF	<sup>(16)</sup>	ACC	2.00%	5.00%	n/a	1.92%	0.10%	n/a
	X1BH <sup>(6) (16)</sup>	EUR	<sup>(16)</sup>	ACC	2.00%	5.00%	n/a	1.92%	0.10%	n/a
	X1BH <sup>(6) (16)</sup>	<sup>(6)</sup>	<sup>(16)</sup>	ACC	2.00%	5.00%	n/a	1.92%	0.10%	n/a
	X1BP <sup>(16)</sup>	USD	<sup>(16)</sup>	ACC	2.00%	5.00%	n/a	1.60%	n/a	<sup>(7)</sup>
	X1BP <sup>(16) (10)</sup>	<sup>(10)</sup>	<sup>(16)</sup>	ACC	2.00%	5.00%	n/a	1.60%	n/a	<sup>(7)</sup>
	X1BHP <sup>(6) (16)</sup>	EUR	<sup>(16)</sup>	ACC	2.00%	5.00%	n/a	1.60%	0.10%	<sup>(7)</sup>
	X1BHP <sup>(6) (16)</sup>	CHF	<sup>(16)</sup>	ACC	2.00%	5.00%	n/a	1.60%	0.10%	<sup>(7)</sup>
	X1BHP <sup>(6) (16)</sup>	<sup>(6)</sup>	<sup>(16)</sup>	ACC	2.00%	5.00%	n/a	1.60%	0.10%	<sup>(7)</sup>
	X2A <sup>(16)</sup>	USD	<sup>(16)</sup>	D	2.00%	5.00%	n/a	1.92%	n/a	n/a
	X2A <sup>(16) (10)</sup>	<sup>(10)</sup>	<sup>(16)</sup>	D	2.00%	5.00%	n/a	1.92%	n/a	n/a
	X2AH <sup>(6) (16)</sup>	EUR	<sup>(16)</sup>	D	2.00%	5.00%	n/a	1.92%	0.10%	n/a
	X2AH <sup>(6) (16)</sup>	<sup>(6)</sup>	<sup>(16)</sup>	D	2.00%	5.00%	n/a	1.92%	0.10%	n/a
	X2AP <sup>(16)</sup>	USD	<sup>(16)</sup>	D	2.00%	5.00%	n/a	1.60%	n/a	<sup>(7)</sup>
	X2AP <sup>(16) (10)</sup>	<sup>(10)</sup>	<sup>(16)</sup>	D	2.00%	5.00%	n/a	1.60%	n/a	<sup>(7)</sup>
	X2AHP <sup>(6) (16)</sup>	EUR	<sup>(16)</sup>	D	2.00%	5.00%	n/a	1.60%	0.10%	<sup>(7)</sup>
	X2AHP <sup>(6) (16)</sup>	<sup>(6)</sup>	<sup>(16)</sup>	D	2.00%	5.00%	n/a	1.60%	0.10%	<sup>(7)</sup>
	X2B <sup>(16)</sup>	USD	<sup>(16)</sup>	ACC	2.00%	5.00%	n/a	1.92%	n/a	n/a
	X2B <sup>(16) (10)</sup>	<sup>(10)</sup>	<sup>(16)</sup>	ACC	2.00%	5.00%	n/a	1.92%	n/a	n/a
	X2BH <sup>(6) (16)</sup>	CHF	<sup>(16)</sup>	ACC	2.00%	5.00%	n/a	1.92%	0.10%	n/a

Subfund (Reference Currency)	Share Class	Currency	Minimum holding	Type of Share <sup>(2)</sup>	Maximum adjustment of the Net Asset Value	Maximum sales charge	Maximum distribution fee (per annum)	Maximum management fee (per annum) <sup>(3)</sup>	Maximum FX hedging fee (per annum) <sup>(15)</sup>	Performance fee
	X2BH <sup>(6)</sup> <sup>(16)</sup>	EUR	<sup>(16)</sup>	ACC	2.00%	5.00%	n/a	1.92%	0.10%	n/a
	X2BH <sup>(6)</sup> <sup>(16)</sup>	<sup>(6)</sup>	<sup>(16)</sup>	ACC	2.00%	5.00%	n/a	1.92%	0.10%	n/a
	X2BP <sup>(16)</sup>	USD	<sup>(16)</sup>	ACC	2.00%	5.00%	n/a	1.60%	n/a	<sup>(7)</sup>
	X2BP <sup>(16)</sup>	<sup>(10)</sup>	<sup>(16)</sup>	ACC	2.00%	5.00%	n/a	1.60%	n/a	<sup>(7)</sup>
	X2BHP <sup>(6)</sup> <sup>(16)</sup>	EUR	<sup>(16)</sup>	ACC	2.00%	5.00%	n/a	1.60%	0.10%	<sup>(7)</sup>
	X2BHP <sup>(6)</sup> <sup>(16)</sup>	CHF	<sup>(16)</sup>	ACC	2.00%	5.00%	n/a	1.60%	0.10%	<sup>(7)</sup>
	X2BHP <sup>(6)</sup> <sup>(16)</sup>	<sup>(6)</sup>	<sup>(16)</sup>	ACC	2.00%	5.00%	n/a	1.60%	0.10%	<sup>(7)</sup>
	X3A <sup>(16)</sup>	USD	<sup>(16)</sup>	D	2.00%	5.00%	n/a	1.92%	n/a	n/a
	X3A <sup>(16)</sup>	<sup>(10)</sup>	<sup>(16)</sup>	D	2.00%	5.00%	n/a	1.92%	n/a	n/a
	X3AH <sup>(6)</sup> <sup>(16)</sup>	EUR	<sup>(16)</sup>	D	2.00%	5.00%	n/a	1.92%	0.10%	n/a
	X3AH <sup>(6)</sup> <sup>(16)</sup>	<sup>(6)</sup>	<sup>(16)</sup>	D	2.00%	5.00%	n/a	1.92%	0.10%	n/a
	X3AP <sup>(16)</sup>	USD	<sup>(16)</sup>	D	2.00%	5.00%	n/a	1.60%	n/a	<sup>(7)</sup>
	X3AP <sup>(16)</sup>	<sup>(10)</sup>	<sup>(16)</sup>	D	2.00%	5.00%	n/a	1.60%	n/a	<sup>(7)</sup>
	X3AHP <sup>(6)</sup> <sup>(16)</sup>	EUR	<sup>(16)</sup>	D	2.00%	5.00%	n/a	1.60%	0.10%	<sup>(7)</sup>
	X3AHP <sup>(6)</sup> <sup>(16)</sup>	<sup>(6)</sup>	<sup>(16)</sup>	D	2.00%	5.00%	n/a	1.60%	0.10%	<sup>(7)</sup>
	X3B <sup>(16)</sup>	USD	<sup>(16)</sup>	ACC	2.00%	5.00%	n/a	1.92%	n/a	n/a
	X3B <sup>(16)</sup>	<sup>(10)</sup>	<sup>(16)</sup>	ACC	2.00%	5.00%	n/a	1.92%	n/a	n/a
	X3BH <sup>(6)</sup> <sup>(16)</sup>	CHF	<sup>(16)</sup>	ACC	2.00%	5.00%	n/a	1.92%	0.10%	n/a
	X3BH <sup>(6)</sup> <sup>(16)</sup>	EUR	<sup>(16)</sup>	ACC	2.00%	5.00%	n/a	1.92%	0.10%	n/a
	X3BH <sup>(6)</sup> <sup>(16)</sup>	<sup>(6)</sup>	<sup>(16)</sup>	ACC	2.00%	5.00%	n/a	1.92%	0.10%	n/a
	X3BP <sup>(16)</sup>	USD	<sup>(16)</sup>	ACC	2.00%	5.00%	n/a	1.60%	n/a	<sup>(7)</sup>
	X3BP <sup>(16)</sup>	<sup>(10)</sup>	<sup>(16)</sup>	ACC	2.00%	5.00%	n/a	1.60%	n/a	<sup>(7)</sup>
	X3BHP <sup>(6)</sup> <sup>(16)</sup>	EUR	<sup>(16)</sup>	ACC	2.00%	5.00%	n/a	1.60%	0.10%	<sup>(7)</sup>
	X3BHP <sup>(6)</sup> <sup>(16)</sup>	CHF	<sup>(16)</sup>	ACC	2.00%	5.00%	n/a	1.60%	0.10%	<sup>(7)</sup>
	X3BHP <sup>(6)</sup> <sup>(16)</sup>	<sup>(6)</sup>	<sup>(16)</sup>	ACC	2.00%	5.00%	n/a	1.60%	0.10%	<sup>(7)</sup>
Credit Suisse (Lux) Small and Mid Cap Alpha Long/Short Fund (EUR)	B	EUR	n/a	ACC	2.00%	5.00%	n/a	2.00%	n/a	<sup>(7)</sup>
	BH <sup>(6)</sup>	CHF	n/a	ACC	2.00%	5.00%	n/a	2.00%	0.10%	<sup>(7)</sup>
	BH <sup>(6)</sup>	USD	n/a	ACC	2.00%	5.00%	n/a	2.00%	0.10%	<sup>(7)</sup>
	BH <sup>(6)</sup>	<sup>(6)</sup>	n/a	ACC	2.00%	5.00%	n/a	2.00%	0.10%	<sup>(7)</sup>
	CA <sup>(12)</sup>	EUR	n/a	D	2.00%	n/a	0.70%	2.00%	n/a	<sup>(7)</sup>
	CAH <sup>(6)</sup> <sup>(12)</sup>	<sup>(6)</sup>	n/a	D	2.00%	n/a	0.70%	2.00%	0.10%	<sup>(7)</sup>
	CB <sup>(12)</sup>	EUR	n/a	ACC	2.00%	n/a	0.70%	2.00%	n/a	<sup>(7)</sup>
	CBH <sup>(6)</sup> <sup>(12)</sup>	<sup>(6)</sup>	n/a	ACC	2.00%	n/a	0.70%	2.00%	0.10%	<sup>(7)</sup>
	DB <sup>(4)</sup>	EUR	n/a	ACC	2.00%	n/a	n/a	n/a <sup>(5)</sup>	n/a	<sup>(7)</sup>
	DBH <sup>(4)</sup> <sup>(6)</sup>	<sup>(6)</sup>	n/a	ACC	2.00%	n/a	n/a	n/a <sup>(5)</sup>	n/a	<sup>(7)</sup>
	EB <sup>(8)</sup>	EUR	n/a	ACC	2.00%	3.00%	n/a	1.20%	n/a	<sup>(7)</sup>
	EBH <sup>(6)</sup> <sup>(8)</sup>	CHF	n/a	ACC	2.00%	3.00%	n/a	1.20%	0.10%	<sup>(7)</sup>
	EBH <sup>(6)</sup> <sup>(8)</sup>	USD	n/a	ACC	2.00%	3.00%	n/a	1.20%	0.10%	<sup>(7)</sup>
	EBH <sup>(6)</sup> <sup>(8)</sup>	<sup>(6)</sup>	n/a	ACC	2.00%	3.00%	n/a	1.20%	0.10%	<sup>(7)</sup>
	IB	EUR	500,000	ACC	2.00%	3.00%	n/a	1.20%	n/a	<sup>(7)</sup>
	IBH <sup>(6)</sup>	CHF	500,000	ACC	2.00%	3.00%	n/a	1.20%	0.10%	<sup>(7)</sup>
	IBH <sup>(6)</sup>	USD	500,000	ACC	2.00%	3.00%	n/a	1.20%	0.10%	<sup>(7)</sup>
	IBH <sup>(6)</sup>	<sup>(6)</sup>	-	ACC	2.00%	3.00%	n/a	1.20%	0.10%	<sup>(7)</sup>
	IB25	EUR	25,000,000	ACC	2.00%	1.00%	n/a	0.70%	n/a	<sup>(7)</sup>
	IBH25 <sup>(6)</sup>	<sup>(6)</sup>	-	ACC	2.00%	1.00%	n/a	0.70%	0.10%	<sup>(7)</sup>
	MA <sup>(8)</sup>	CHF	25,000,000	D	2.00%	1.00%	n/a	0.70%	n/a	<sup>(7)</sup>
	MA <sup>(8)</sup> <sup>(10)</sup>	<sup>(10)</sup>	-	D	2.00%	1.00%	n/a	0.70%	n/a	<sup>(7)</sup>
	MAH <sup>(6)</sup> <sup>(8)</sup>	<sup>(6)</sup>	-	D	2.00%	1.00%	n/a	0.70%	0.10%	<sup>(7)</sup>
	MB <sup>(8)</sup>	CHF	25,000,000	ACC	2.00%	1.00%	n/a	0.70%	n/a	<sup>(7)</sup>
	MB <sup>(8)</sup> <sup>(10)</sup>	<sup>(10)</sup>	-	ACC	2.00%	1.00%	n/a	0.70%	n/a	<sup>(7)</sup>
	MBH <sup>(6)</sup> <sup>(8)</sup>	<sup>(6)</sup>	-	ACC	2.00%	1.00%	n/a	0.70%	0.10%	<sup>(7)</sup>
	UA500 <sup>(9)</sup>	EUR	500,000	D	2.00%	3.00%	n/a	1.20%	n/a	<sup>(7)</sup>
	UAH500 <sup>(6)</sup> <sup>(9)</sup>	<sup>(6)</sup>	-	D	2.00%	3.00%	n/a	1.20%	0.10%	<sup>(7)</sup>
	UAP500 <sup>(9)</sup>	EUR	500,000	D	2.00%	3.00%	n/a	1.20%	n/a	<sup>(7)</sup>
	UAHP500 <sup>(6)</sup> <sup>(9)</sup>	<sup>(6)</sup>	-	D	2.00%	3.00%	n/a	1.20%	0.10%	<sup>(7)</sup>

Subfund (Reference Currency)	Share Class	Currency	Minimum holding	Type of Share <sup>(2)</sup>	Maximum adjustment of the Net Asset Value	Maximum sales charge	Maximum distribution fee (per annum)	Maximum management fee (per annum) <sup>(3)</sup>	Maximum FX hedging fee (per annum) <sup>(15)</sup>	Performance fee
	UB <sup>(9)</sup>	EUR	n/a	ACC	2.00%	5.00%	n/a	1.50%	n/a	<sup>(7)</sup>
	UBH <sup>(6)(9)</sup>	<sup>(6)</sup>	n/a	ACC	2.00%	5.00%	n/a	1.50%	0.10%	<sup>(7)</sup>
	UBH <sup>(6)(9)</sup>	CHF	n/a	ACC	2.00%	5.00%	n/a	1.50%	0.10%	<sup>(7)</sup>
	UBH <sup>(6)(9)</sup>	USD	n/a	ACC	2.00%	5.00%	n/a	1.50%	0.10%	<sup>(7)</sup>
	UBH <sup>(6)(9)</sup>	GBP	n/a	ACC	2.00%	5.00%	n/a	1.50%	0.10%	<sup>(7)</sup>
	UB500 <sup>(9)</sup>	EUR	500,000	ACC	2.00%	3.00%	n/a	1.20%	n/a	<sup>(7)</sup>
	UBH500 <sup>(6)(9)</sup>	<sup>(6)</sup>	-	ACC	2.00%	3.00%	n/a	1.20%	0.10%	<sup>(7)</sup>
	UBP500 <sup>(9)</sup>	EUR	500,000	ACC	2.00%	3.00%	n/a	1.20%	n/a	<sup>(7)</sup>
	UBHP500 <sup>(6)(9)</sup>	<sup>(6)</sup>	-	ACC	2.00%	3.00%	n/a	1.20%	0.10%	<sup>(7)</sup>
	UXA <sup>(17)</sup>	EUR	<sup>(17)</sup>	D	2.00%	n/a	n/a	1.20%	n/a	<sup>(7)</sup>
	UXAH <sup>(6)(17)</sup>	<sup>(6)</sup>	<sup>(17)</sup>	D	2.00%	n/a	n/a	1.20%	0.10%	<sup>(7)</sup>
	UXB <sup>(17)</sup>	EUR	<sup>(17)</sup>	ACC	2.00%	n/a	n/a	1.20%	n/a	<sup>(7)</sup>
	UXBH <sup>(6)(17)</sup>	<sup>(6)</sup>	<sup>(17)</sup>	ACC	2.00%	n/a	n/a	1.20%	0.10%	<sup>(7)</sup>
	X1B <sup>(16)</sup>	EUR	<sup>(16)</sup>	ACC	2.00%	5.00%	n/a	2.00%	n/a	<sup>(7)</sup>
	X1BH <sup>(6)(16)</sup>	CHF	<sup>(16)</sup>	ACC	2.00%	5.00%	n/a	2.00%	0.10%	<sup>(7)</sup>
	X1BH <sup>(6)(16)</sup>	USD	<sup>(16)</sup>	ACC	2.00%	5.00%	n/a	2.00%	0.10%	<sup>(7)</sup>
	X1BH <sup>(6)(16)</sup>	<sup>(6)</sup>	<sup>(16)</sup>	ACC	2.00%	5.00%	n/a	2.00%	0.10%	<sup>(7)</sup>
	X2B <sup>(16)</sup>	EUR	<sup>(16)</sup>	ACC	2.00%	5.00%	n/a	2.00%	n/a	<sup>(7)</sup>
	X2BH <sup>(6)(16)</sup>	CHF	<sup>(16)</sup>	ACC	2.00%	5.00%	n/a	2.00%	0.10%	<sup>(7)</sup>
	X2BH <sup>(6)(16)</sup>	USD	<sup>(16)</sup>	ACC	2.00%	5.00%	n/a	2.00%	0.10%	<sup>(7)</sup>
	X2BH <sup>(6)(16)</sup>	<sup>(6)</sup>	<sup>(16)</sup>	ACC	2.00%	5.00%	n/a	2.00%	0.10%	<sup>(7)</sup>
	X3B <sup>(16)</sup>	EUR	<sup>(16)</sup>	ACC	2.00%	5.00%	n/a	2.00%	n/a	<sup>(7)</sup>
	X3BH <sup>(6)(16)</sup>	CHF	<sup>(16)</sup>	ACC	2.00%	5.00%	n/a	2.00%	0.10%	<sup>(7)</sup>
	X3BH <sup>(6)(16)</sup>	USD	<sup>(16)</sup>	ACC	2.00%	5.00%	n/a	2.00%	0.10%	<sup>(7)</sup>
	X3BH <sup>(6)(16)</sup>	<sup>(6)</sup>	<sup>(16)</sup>	ACC	2.00%	5.00%	n/a	2.00%	0.10%	<sup>(7)</sup>
Credit Suisse (Lux) Small and Mid Cap Germany Equity Fund (EUR)	A	EUR	n/a	D	2.00%	5.00%	n/a	1.92%	n/a	n/a
	AH <sup>(6)</sup>	<sup>(6)</sup>	n/a	D	2.00%	5.00%	n/a	1.92%	0.10%	n/a
	B	EUR	n/a	ACC	2.00%	5.00%	n/a	1.92%	n/a	n/a
	BH <sup>(6)</sup>	<sup>(6)</sup>	n/a	ACC	2.00%	5.00%	n/a	1.92%	0.10%	n/a
	CA <sup>(12)</sup>	EUR	n/a	D	2.00%	n/a	0.70%	1.92%	n/a	n/a
	CAH <sup>(6)(12)</sup>	<sup>(6)</sup>	n/a	D	2.00%	n/a	0.70%	1.92%	0.10%	n/a
	CB <sup>(12)</sup>	EUR	n/a	ACC	2.00%	n/a	0.70%	1.92%	n/a	n/a
	CBH <sup>(6)(12)</sup>	<sup>(6)</sup>	n/a	ACC	2.00%	n/a	0.70%	1.92%	0.10%	n/a
	DA <sup>(4)</sup>	EUR	n/a	D	2.00%	n/a	n/a	n/a <sup>(5)</sup>	n/a	n/a
	DAH <sup>(4)(6)</sup>	<sup>(6)</sup>	n/a	D	2.00%	n/a	n/a	n/a <sup>(5)</sup>	n/a	n/a
	DB <sup>(4)</sup>	EUR	n/a	ACC	2.00%	n/a	n/a	n/a <sup>(5)</sup>	n/a	n/a
	DBH <sup>(4)(6)</sup>	<sup>(6)</sup>	n/a	ACC	2.00%	n/a	n/a	n/a <sup>(5)</sup>	n/a	n/a
	EA <sup>(8)</sup>	EUR	n/a	D	2.00%	3.00%	n/a	0.90%	n/a	n/a
	EAH <sup>(6)(8)</sup>	<sup>(6)</sup>	n/a	D	2.00%	3.00%	n/a	0.90%	0.10%	n/a
	EB <sup>(8)</sup>	EUR	n/a	ACC	2.00%	3.00%	n/a	0.90%	n/a	n/a
	EBH <sup>(6)(8)</sup>	<sup>(6)</sup>	n/a	ACC	2.00%	3.00%	n/a	0.90%	0.10%	n/a
	IA	EUR	500,000	D	2.00%	3.00%	n/a	0.90%	n/a	n/a
	IAH <sup>(6)</sup>	<sup>(6)</sup>	-	D	2.00%	3.00%	n/a	0.90%	0.10%	n/a
	IA25	EUR	25,000,000	D	2.00%	0.50%	n/a	0.70%	n/a	n/a
	IAH25 <sup>(6)</sup>	<sup>(6)</sup>	-	D	2.00%	0.50%	n/a	0.70%	0.10%	n/a
	IB	EUR	500,000	ACC	2.00%	3.00%	n/a	0.90%	n/a	n/a
	IBH <sup>(6)</sup>	<sup>(6)</sup>	-	ACC	2.00%	3.00%	n/a	0.90%	0.10%	n/a
	IBH <sup>(6)</sup>	CHF	500,000	ACC	2.00%	3.00%	n/a	0.90%	0.10%	n/a
	IBH <sup>(6)</sup>	USD	500,000	ACC	2.00%	3.00%	n/a	0.90%	0.10%	n/a
	IB25	EUR	25,000,000	ACC	2.00%	0.50%	n/a	0.70%	n/a	n/a
	IBH25 <sup>(6)</sup>	<sup>(6)</sup>	-	ACC	2.00%	0.50%	n/a	0.70%	0.10%	n/a
	MA <sup>(8)</sup>	EUR	25,000,000	D	2.00%	0.50%	n/a	0.70%	n/a	n/a
	MA <sup>(8)(10)</sup>	<sup>(10)</sup>	-	D	2.00%	0.50%	n/a	0.70%	n/a	n/a
	MAH <sup>(6)(8)</sup>	<sup>(6)</sup>	-	D	2.00%	0.50%	n/a	0.70%	0.10%	n/a
	MB <sup>(8)</sup>	EUR	25,000,000	ACC	2.00%	0.50%	n/a	0.70%	n/a	n/a

Subfund (Reference Currency)	Share Class	Currency	Minimum holding	Type of Share <sup>(2)</sup>	Maximum adjustment of the Net Asset Value	Maximum sales charge	Maximum distribution fee (per annum)	Maximum management fee (per annum) <sup>(3)</sup>	Maximum FX hedging fee (per annum) <sup>(15)</sup>	Performance fee
	MB <sup>(6)(10)</sup>	<sup>(10)</sup>	–	ACC	2.00%	0.50%	n/a	0.70%	n/a	n/a
	MBH <sup>(6)(8)</sup>	<sup>(6)</sup>	–	ACC	2.00%	0.50%	n/a	0.70%	0.10%	n/a
	UA <sup>(9)</sup>	EUR	n/a	D	2.00%	5.00%	n/a	1.50%	n/a	n/a
	UAH <sup>(6)(9)</sup>	<sup>(6)</sup>	n/a	D	2.00%	5.00%	n/a	1.50%	0.10%	n/a
	UA500 <sup>(9)</sup>	EUR	500,000	D	2.00%	3.00%	n/a	0.90%	n/a	n/a
	UAH500 <sup>(6)(9)</sup>	<sup>(6)</sup>	-	D	2.00%	3.00%	n/a	0.90%	0.10%	n/a
	UB <sup>(9)</sup>	EUR	n/a	ACC	2.00%	5.00%	n/a	1.50%	n/a	n/a
	UBH <sup>(6)(9)</sup>	<sup>(6)</sup>	n/a	ACC	2.00%	5.00%	n/a	1.50%	0.10%	n/a
	UB500 <sup>(9)</sup>	EUR	500,000	ACC	2.00%	3.00%	n/a	0.90%	n/a	n/a
	UBH500 <sup>(6)(9)</sup>	<sup>(6)</sup>	-	ACC	2.00%	3.00%	n/a	0.90%	0.10%	n/a
	UXA <sup>(17)</sup>	EUR	<sup>(17)</sup>	D	2.00%	n/a	n/a	1.15%	n/a	n/a
	UXAH <sup>(6)(17)</sup>	<sup>(6)</sup>	<sup>(17)</sup>	D	2.00%	n/a	n/a	1.15%	0.10%	n/a
	UXB <sup>(17)</sup>	EUR	<sup>(17)</sup>	ACC	2.00%	n/a	n/a	1.15%	n/a	n/a
	UXBH <sup>(6)(17)</sup>	<sup>(6)</sup>	<sup>(17)</sup>	ACC	2.00%	n/a	n/a	1.15%	0.10%	n/a
	X1A <sup>(16)</sup>	EUR	<sup>(16)</sup>	D	2.00%	5.00%	n/a	1.92%	n/a	n/a
	X1AH <sup>(6)(16)</sup>	<sup>(6)</sup>	<sup>(16)</sup>	D	2.00%	5.00%	n/a	1.92%	0.10%	n/a
	X1B <sup>(16)</sup>	EUR	<sup>(16)</sup>	ACC	2.00%	5.00%	n/a	1.92%	n/a	n/a
	X1BH <sup>(6)(16)</sup>	<sup>(6)</sup>	<sup>(16)</sup>	ACC	2.00%	5.00%	n/a	1.92%	0.10%	n/a
	X2A <sup>(16)</sup>	EUR	<sup>(16)</sup>	D	2.00%	5.00%	n/a	1.92%	n/a	n/a
	X2AH <sup>(6)(16)</sup>	<sup>(6)</sup>	<sup>(16)</sup>	D	2.00%	5.00%	n/a	1.92%	0.10%	n/a
	X2B <sup>(16)</sup>	EUR	<sup>(16)</sup>	ACC	2.00%	5.00%	n/a	1.92%	n/a	n/a
	X2BH <sup>(6)(16)</sup>	<sup>(6)</sup>	<sup>(16)</sup>	ACC	2.00%	5.00%	n/a	1.92%	0.10%	n/a
	X3A <sup>(16)</sup>	EUR	<sup>(16)</sup>	D	2.00%	5.00%	n/a	1.92%	n/a	n/a
	X3AH <sup>(6)(16)</sup>	<sup>(6)</sup>	<sup>(16)</sup>	D	2.00%	5.00%	n/a	1.92%	0.10%	n/a
	X3B <sup>(16)</sup>	EUR	<sup>(16)</sup>	ACC	2.00%	5.00%	n/a	1.92%	n/a	n/a
	X3BH <sup>(6)(16)</sup>	<sup>(6)</sup>	<sup>(16)</sup>	ACC	2.00%	5.00%	n/a	1.92%	0.10%	n/a
Credit Suisse (Lux) Small Cap Switzerland Equity Fund (CHF)	A	CHF	n/a	D	2.00%	5.00%	n/a	1.92%	n/a	n/a
	AH <sup>(6)</sup>	<sup>(6)</sup>	n/a	D	2.00%	5.00%	n/a	1.92%	0.10%	n/a
	AH <sup>(6)</sup>	EUR	n/a	D	2.00%	5.00%	n/a	1.92%	0.10%	n/a
	B	CHF	n/a	ACC	2.00%	5.00%	n/a	1.92%	n/a	n/a
	BH <sup>(6)</sup>	<sup>(6)</sup>	n/a	ACC	2.00%	5.00%	n/a	1.92%	0.10%	n/a
	BH <sup>(6)</sup>	EUR	n/a	ACC	2.00%	5.00%	n/a	1.92%	0.10%	n/a
	CA <sup>(12)</sup>	CHF	n/a	D	2.00%	n/a	0.70%	1.92%	n/a	n/a
	CAH <sup>(6)(12)</sup>	<sup>(6)</sup>	n/a	D	2.00%	n/a	0.70%	1.92%	0.10%	n/a
	CB <sup>(12)</sup>	CHF	n/a	ACC	2.00%	n/a	0.70%	1.92%	n/a	n/a
	CBH <sup>(6)(12)</sup>	<sup>(6)</sup>	n/a	ACC	2.00%	n/a	0.70%	1.92%	0.10%	n/a
	DA <sup>(4)</sup>	CHF	n/a	D	2.00%	n/a	n/a	n/a <sup>(5)</sup>	n/a	n/a
	DAH <sup>(4)(6)</sup>	<sup>(6)</sup>	n/a	D	2.00%	n/a	n/a	n/a <sup>(5)</sup>	n/a	n/a
	DB <sup>(4)</sup>	CHF	n/a	ACC	2.00%	n/a	n/a	n/a <sup>(5)</sup>	n/a	n/a
	DBH <sup>(4)(6)</sup>	<sup>(6)</sup>	n/a	ACC	2.00%	n/a	n/a	n/a <sup>(5)</sup>	n/a	n/a
	EA <sup>(8)</sup>	CHF	n/a	D	2.00%	3.00%	n/a	0.70%	n/a	n/a
	EAH <sup>(6)(8)</sup>	<sup>(6)</sup>	n/a	D	2.00%	3.00%	n/a	0.70%	0.10%	n/a
	EB <sup>(8)</sup>	CHF	n/a	ACC	2.00%	3.00%	n/a	0.70%	n/a	n/a
	EBH <sup>(6)(8)</sup>	<sup>(6)</sup>	n/a	ACC	2.00%	3.00%	n/a	0.70%	0.10%	n/a
	IA	CHF	500,000	D	2.00%	3.00%	n/a	0.70%	n/a	n/a
	IAH <sup>(6)</sup>	EUR	500,000	D	2.00%	3.00%	n/a	0.70%	0.10%	n/a
	IAH <sup>(6)</sup>	USD	500,000	D	2.00%	3.00%	n/a	0.70%	0.10%	n/a
	IAH <sup>(6)</sup>	<sup>(6)</sup>	–	D	2.00%	3.00%	n/a	0.70%	0.10%	n/a
	IA25	CHF	25,000,000	D	2.00%	1.00%	n/a	0.60%	n/a	n/a
	IAH25 <sup>(6)</sup>	<sup>(6)</sup>	–	D	2.00%	1.00%	n/a	0.60%	0.10%	n/a
	IB	CHF	500,000	ACC	2.00%	3.00%	n/a	0.70%	n/a	n/a
	IBH <sup>(6)</sup>	EUR	500,000	D	2.00%	3.00%	n/a	0.70%	0.10%	n/a
	IBH <sup>(6)</sup>	USD	500,000	D	2.00%	3.00%	n/a	0.70%	0.10%	n/a
	IBH <sup>(6)</sup>	<sup>(6)</sup>	–	ACC	2.00%	3.00%	n/a	0.70%	0.10%	n/a
	IB25	CHF	25,000,000	ACC	2.00%	1.00%	n/a	0.60%	n/a	n/a

Subfund (Reference Currency)	Share Class	Currency	Minimum holding	Type of Share <sup>(2)</sup>	Maximum adjustment of the Net Asset Value	Maximum sales charge	Maximum distribution fee (per annum)	Maximum management fee (per annum) <sup>(3)</sup>	Maximum FX hedging fee (per annum) <sup>(15)</sup>	Performance fee
	IBH25 <sup>(6)</sup>	<sup>(6)</sup>	–	ACC	2.00%	1.00%	n/a	0.60%	0.10%	n/a
	MA <sup>(8)</sup>	CHF	25,000,000	D	2.00%	1.00%	n/a	0.60%	n/a	n/a
	MA <sup>(8)(10)</sup>	<sup>(10)</sup>	–	D	2.00%	1.00%	n/a	0.60%	n/a	n/a
	MAH <sup>(6)(8)</sup>	EUR	25,000,000	D	2.00%	1.00%	n/a	0.60%	0.10%	n/a
	MAH <sup>(6)(8)</sup>	USD	25,000,000	D	2.00%	1.00%	n/a	0.60%	0.10%	n/a
	MAH <sup>(6)(8)</sup>	<sup>(6)</sup>	–	D	2.00%	1.00%	n/a	0.60%	0.10%	n/a
	MB <sup>(8)</sup>	CHF	25,000,000	ACC	2.00%	1.00%	n/a	0.60%	n/a	n/a
	MB <sup>(8)(10)</sup>	<sup>(10)</sup>	–	ACC	2.00%	1.00%	n/a	0.60%	n/a	n/a
	MBH <sup>(6)(8)</sup>	EUR	25,000,000	ACC	2.00%	1.00%	n/a	0.60%	0.10%	n/a
	MBH <sup>(6)(8)</sup>	USD	25,000,000	ACC	2.00%	1.00%	n/a	0.60%	0.10%	n/a
	MBH <sup>(6)(8)</sup>	<sup>(6)</sup>	–	ACC	2.00%	1.00%	n/a	0.60%	0.10%	n/a
	UA <sup>(9)</sup>	CHF	n/a	D	2.00%	5.00%	n/a	1.50%	n/a	n/a
	UAH <sup>(6)(9)</sup>	<sup>(6)</sup>	n/a	D	2.00%	5.00%	n/a	1.50%	0.10%	n/a
	UA500 <sup>(9)</sup>	CHF	500,000	D	2.00%	3.00%	n/a	0.70%	n/a	n/a
	UAH500 <sup>(6)(9)</sup>	<sup>(6)</sup>	–	D	2.00%	3.00%	n/a	0.70%	0.10%	n/a
	UB <sup>(9)</sup>	CHF	n/a	ACC	2.00%	5.00%	n/a	1.50%	n/a	n/a
	UBH <sup>(6)(9)</sup>	<sup>(6)</sup>	n/a	ACC	2.00%	5.00%	n/a	1.50%	0.10%	n/a
	UB500 <sup>(9)</sup>	CHF	500,000	ACC	2.00%	3.00%	n/a	0.70%	n/a	n/a
	UBH500 <sup>(6)(9)</sup>	<sup>(6)</sup>	–	ACC	2.00%	3.00%	n/a	0.70%	0.10%	n/a
	UXA <sup>(17)</sup>	CHF	<sup>(17)</sup>	D	2.00%	n/a	n/a	1.15%	n/a	n/a
	UXAH <sup>(6)(17)</sup>	<sup>(6)</sup>	<sup>(17)</sup>	D	2.00%	n/a	n/a	1.15%	0.10%	n/a
	UXB <sup>(17)</sup>	CHF	<sup>(17)</sup>	ACC	2.00%	n/a	n/a	1.15%	n/a	n/a
	UXBH <sup>(6)(17)</sup>	<sup>(6)</sup>	<sup>(17)</sup>	ACC	2.00%	n/a	n/a	1.15%	0.10%	n/a
	X1A <sup>(16)</sup>	CHF	<sup>(16)</sup>	D	2.00%	5.00%	n/a	1.92%	n/a	n/a
	X1AH <sup>(6)(16)</sup>	<sup>(6)</sup>	<sup>(16)</sup>	D	2.00%	5.00%	n/a	1.92%	0.10%	n/a
	X1AH <sup>(6)(16)</sup>	EUR	<sup>(16)</sup>	D	2.00%	5.00%	n/a	1.92%	0.10%	n/a
	X1B <sup>(16)</sup>	CHF	<sup>(16)</sup>	ACC	2.00%	5.00%	n/a	0.90%	n/a	n/a
	X1BH <sup>(6)(16)</sup>	<sup>(6)</sup>	<sup>(16)</sup>	ACC	2.00%	5.00%	n/a	1.92%	0.10%	n/a
	X1BH <sup>(6)(16)</sup>	EUR	<sup>(16)</sup>	ACC	2.00%	5.00%	n/a	1.92%	0.10%	n/a
	X2A <sup>(16)</sup>	CHF	<sup>(16)</sup>	D	2.00%	5.00%	n/a	1.92%	n/a	n/a
	X2AH <sup>(6)(16)</sup>	<sup>(6)</sup>	<sup>(16)</sup>	D	2.00%	5.00%	n/a	1.92%	0.10%	n/a
	X2AH <sup>(6)(16)</sup>	EUR	<sup>(16)</sup>	D	2.00%	5.00%	n/a	1.92%	0.10%	n/a
	X2B <sup>(16)</sup>	CHF	<sup>(16)</sup>	ACC	2.00%	5.00%	n/a	1.92%	n/a	n/a
	X2BH <sup>(6)(16)</sup>	<sup>(6)</sup>	<sup>(16)</sup>	ACC	2.00%	5.00%	n/a	1.92%	0.10%	n/a
	X2BH <sup>(6)(16)</sup>	EUR	<sup>(16)</sup>	ACC	2.00%	5.00%	n/a	1.92%	0.10%	n/a
	X3A <sup>(16)</sup>	CHF	<sup>(16)</sup>	D	2.00%	5.00%	n/a	1.92%	n/a	n/a
	X3AH <sup>(6)(16)</sup>	<sup>(6)</sup>	<sup>(16)</sup>	D	2.00%	5.00%	n/a	1.92%	0.10%	n/a
	X3AH <sup>(6)(16)</sup>	EUR	<sup>(16)</sup>	D	2.00%	5.00%	n/a	1.92%	0.10%	n/a
	X3B <sup>(16)</sup>	CHF	<sup>(16)</sup>	ACC	2.00%	5.00%	n/a	1.92%	n/a	n/a
	X3BH <sup>(6)(16)</sup>	<sup>(6)</sup>	<sup>(16)</sup>	ACC	2.00%	5.00%	n/a	1.92%	0.10%	n/a
	X3BH <sup>(6)(16)</sup>	EUR	<sup>(16)</sup>	ACC	2.00%	5.00%	n/a	1.92%	0.10%	n/a
Credit Suisse (Lux) Systematic Index Fund Balanced CHF (CHF)	A	CHF	n/a	D	2.00%	5.00%	n/a	0.80%	n/a	n/a
	AH <sup>(6)</sup>	<sup>(6)</sup>	n/a	D	2.00%	5.00%	n/a	0.80%	0.10%	n/a
	AH <sup>(6)</sup>	EUR	n/a	D	2.00%	5.00%	n/a	0.80%	0.10%	n/a
	B	CHF	n/a	ACC	2.00%	5.00%	n/a	0.80%	n/a	n/a
	BH <sup>(6)</sup>	<sup>(6)</sup>	n/a	ACC	2.00%	5.00%	n/a	0.80%	0.10%	n/a
	BH <sup>(6)</sup>	EUR	n/a	ACC	2.00%	5.00%	n/a	0.80%	0.10%	n/a
	CA <sup>(12)</sup>	CHF	n/a	D	2.00%	n/a	0.70%	0.80%	n/a	n/a
	CAH <sup>(6)(12)</sup>	<sup>(6)</sup>	n/a	D	2.00%	n/a	0.70%	0.80%	0.10%	n/a
	CB <sup>(12)</sup>	CHF	n/a	ACC	2.00%	n/a	0.70%	0.80%	n/a	n/a
	CBH <sup>(6)(12)</sup>	<sup>(6)</sup>	n/a	ACC	2.00%	n/a	0.70%	0.80%	0.10%	n/a
	DA <sup>(4)</sup>	CHF	n/a	D	2.00%	n/a	n/a	n/a <sup>(5)</sup>	n/a	n/a
	DAH <sup>(4)(6)</sup>	<sup>(6)</sup>	n/a	D	2.00%	n/a	n/a	n/a <sup>(5)</sup>	n/a	n/a
	DB <sup>(4)</sup>	CHF	n/a	ACC	2.00%	n/a	n/a	n/a <sup>(5)</sup>	n/a	n/a
	DBH <sup>(4)(6)</sup>	<sup>(6)</sup>	n/a	ACC	2.00%	n/a	n/a	n/a <sup>(5)</sup>	n/a	n/a

Subfund (Reference Currency)	Share Class	Currency	Minimum holding	Type of Share <sup>(2)</sup>	Maximum adjustment of the Net Asset Value	Maximum sales charge	Maximum distribution fee (per annum)	Maximum management fee (per annum) <sup>(3)</sup>	Maximum FX hedging fee (per annum) <sup>(15)</sup>	Performance fee
	EA <sup>(8)</sup>	CHF	n/a	D	2.00%	3.00%	n/a	0.50%	n/a	n/a
	EAH <sup>(6)(8)</sup>	<sup>(6)</sup>	n/a	D	2.00%	3.00%	n/a	0.50%	0.10%	n/a
	EB <sup>(8)</sup>	CHF	n/a	ACC	2.00%	3.00%	n/a	0.50%	n/a	n/a
	EBH <sup>(6)(8)</sup>	<sup>(6)</sup>	n/a	ACC	2.00%	3.00%	n/a	0.50%	0.10%	n/a
	IA	CHF	500,000	D	2.00%	3.00%	n/a	0.50%	n/a	n/a
	IAH <sup>(6)</sup>	EUR	500,000	D	2.00%	3.00%	n/a	0.50%	0.10%	n/a
	IAH <sup>(6)</sup>	USD	500,000	D	2.00%	3.00%	n/a	0.50%	0.10%	n/a
	IAH <sup>(6)</sup>	<sup>(6)</sup>	–	D	2.00%	3.00%	n/a	0.50%	0.10%	n/a
	IA25	CHF	25,000,000	D	2.00%	1.00%	n/a	0.30%	n/a	n/a
	IAH25 <sup>(6)</sup>	<sup>(6)</sup>	–	D	2.00%	1.00%	n/a	0.30%	0.10%	n/a
	IB	CHF	500,000	ACC	2.00%	3.00%	n/a	0.50%	n/a	n/a
	IBH <sup>(6)</sup>	EUR	500,000	ACC	2.00%	3.00%	n/a	0.50%	0.10%	n/a
	IBH <sup>(6)</sup>	USD	500,000	ACC	2.00%	3.00%	n/a	0.50%	0.10%	n/a
	IBH <sup>(6)</sup>	<sup>(6)</sup>	–	ACC	2.00%	3.00%	n/a	0.50%	0.10%	n/a
	IB25	CHF	25,000,000	ACC	2.00%	1.00%	n/a	0.30%	n/a	n/a
	IBH25 <sup>(6)</sup>	<sup>(6)</sup>	–	ACC	2.00%	1.00%	n/a	0.30%	0.10%	n/a
	MA <sup>(8)</sup>	CHF	25,000,000	D	2.00%	1.00%	n/a	0.30%	n/a	n/a
	MA <sup>(8)(10)</sup>	<sup>(10)</sup>	–	D	2.00%	1.00%	n/a	0.30%	n/a	n/a
	MAH <sup>(6)(8)</sup>	EUR	25,000,000	D	2.00%	1.00%	n/a	0.30%	0.10%	n/a
	MAH <sup>(6)(8)</sup>	USD	25,000,000	D	2.00%	1.00%	n/a	0.30%	0.10%	n/a
	MAH <sup>(6)(8)</sup>	<sup>(6)</sup>	–	D	2.00%	1.00%	n/a	0.30%	0.10%	n/a
	MB <sup>(8)</sup>	CHF	25,000,000	ACC	2.00%	1.00%	n/a	0.30%	n/a	n/a
	MB <sup>(8)(10)</sup>	<sup>(10)</sup>	–	ACC	2.00%	1.00%	n/a	0.30%	n/a	n/a
	MBH <sup>(6)(8)</sup>	EUR	25,000,000	ACC	2.00%	1.00%	n/a	0.30%	0.10%	n/a
	MBH <sup>(6)(8)</sup>	USD	25,000,000	ACC	2.00%	1.00%	n/a	0.30%	0.10%	n/a
	MBH <sup>(6)(8)</sup>	<sup>(6)</sup>	–	ACC	2.00%	1.00%	n/a	0.30%	0.10%	n/a
	UA <sup>(9)</sup>	CHF	n/a	D	2.00%	5.00%	n/a	0.70%	n/a	n/a
	UAH <sup>(6)(9)</sup>	<sup>(6)</sup>	n/a	D	2.00%	5.00%	n/a	0.70%	0.10%	n/a
	UA500 <sup>(9)</sup>	CHF	500,000	D	2.00%	3.00%	n/a	0.50%	n/a	n/a
	UAH500 <sup>(6)(9)</sup>	<sup>(6)</sup>	–	D	2.00%	3.00%	n/a	0.50%	0.10%	n/a
	UB <sup>(9)</sup>	CHF	n/a	ACC	2.00%	5.00%	n/a	0.70%	n/a	n/a
	UBH <sup>(6)(9)</sup>	<sup>(6)</sup>	n/a	ACC	2.00%	5.00%	n/a	0.70%	0.10%	n/a
	UB500 <sup>(9)</sup>	CHF	500,000	ACC	2.00%	3.00%	n/a	0.50%	n/a	n/a
	UBH500 <sup>(6)(9)</sup>	<sup>(6)</sup>	–	ACC	2.00%	3.00%	n/a	0.50%	0.10%	n/a
	UXA <sup>(17)</sup>	CHF	<sup>(17)</sup>	D	2.00%	n/a	n/a	0.50%	n/a	n/a
	UXAH <sup>(6)(17)</sup>	<sup>(6)</sup>	<sup>(17)</sup>	D	2.00%	n/a	n/a	0.50%	0.10%	n/a
	UXB <sup>(17)</sup>	CHF	<sup>(17)</sup>	ACC	2.00%	n/a	n/a	0.50%	n/a	n/a
	UXBH <sup>(6)(17)</sup>	<sup>(6)</sup>	<sup>(17)</sup>	ACC	2.00%	n/a	n/a	0.50%	0.10%	n/a
	X1A <sup>(16)</sup>	CHF	<sup>(16)</sup>	D	2.00%	5.00%	n/a	0.80%	n/a	n/a
	X1AH <sup>(6)(16)</sup>	<sup>(6)</sup>	<sup>(16)</sup>	D	2.00%	5.00%	n/a	0.80%	0.10%	n/a
	X1AH <sup>(6)(16)</sup>	EUR	<sup>(16)</sup>	D	2.00%	5.00%	n/a	0.80%	0.10%	n/a
	X1B <sup>(16)</sup>	CHF	<sup>(16)</sup>	ACC	2.00%	5.00%	n/a	0.80%	n/a	n/a
	X1BH <sup>(6)(16)</sup>	<sup>(6)</sup>	<sup>(16)</sup>	ACC	2.00%	5.00%	n/a	0.80%	0.10%	n/a
	X1BH <sup>(6)(16)</sup>	EUR	<sup>(16)</sup>	ACC	2.00%	5.00%	n/a	0.80%	0.10%	n/a
	X2A <sup>(16)</sup>	CHF	<sup>(16)</sup>	D	2.00%	5.00%	n/a	0.80%	n/a	n/a
	X2AH <sup>(6)(16)</sup>	<sup>(6)</sup>	<sup>(16)</sup>	D	2.00%	5.00%	n/a	0.80%	0.10%	n/a
	X2AH <sup>(6)(16)</sup>	EUR	<sup>(16)</sup>	D	2.00%	5.00%	n/a	0.80%	0.10%	n/a
	X2B <sup>(16)</sup>	CHF	<sup>(16)</sup>	ACC	2.00%	5.00%	n/a	0.80%	n/a	n/a
	X2BH <sup>(6)(16)</sup>	<sup>(6)</sup>	<sup>(16)</sup>	ACC	2.00%	5.00%	n/a	0.80%	0.10%	n/a
	X2BH <sup>(6)(16)</sup>	EUR	<sup>(16)</sup>	ACC	2.00%	5.00%	n/a	0.80%	0.10%	n/a
	X3A <sup>(16)</sup>	CHF	<sup>(16)</sup>	D	2.00%	5.00%	n/a	0.80%	n/a	n/a
	X3AH <sup>(6)(16)</sup>	<sup>(6)</sup>	<sup>(16)</sup>	D	2.00%	5.00%	n/a	0.80%	0.10%	n/a
	X3AH <sup>(6)(16)</sup>	EUR	<sup>(16)</sup>	D	2.00%	5.00%	n/a	0.80%	0.10%	n/a
	X3B <sup>(16)</sup>	CHF	<sup>(16)</sup>	ACC	2.00%	5.00%	n/a	0.80%	n/a	n/a
	X3BH <sup>(6)(16)</sup>	<sup>(6)</sup>	<sup>(16)</sup>	ACC	2.00%	5.00%	n/a	0.80%	0.10%	n/a

Subfund (Reference Currency)	Share Class	Currency	Minimum holding	Type of Share <sup>(2)</sup>	Maximum adjustment of the Net Asset Value	Maximum sales charge	Maximum distribution fee (per annum)	Maximum management fee (per annum) <sup>(3)</sup>	Maximum FX hedging fee (per annum) <sup>(15)</sup>	Performance fee
Credit Suisse (Lux) Systematic Index Fund Growth CHF (CHF)	X3BH <sup>(6)(16)</sup>	EUR	<sup>(16)</sup>	ACC	2.00%	5.00%	n/a	0.80%	0.10%	n/a
	A	CHF	n/a	D	2.00%	5.00%	n/a	0.80%	n/a	n/a
	AH <sup>(6)</sup>	<sup>(6)</sup>	n/a	D	2.00%	5.00%	n/a	0.80%	0.10%	n/a
	AH <sup>(6)</sup>	EUR	n/a	D	2.00%	5.00%	n/a	0.80%	0.10%	n/a
	B	CHF	n/a	ACC	2.00%	5.00%	n/a	0.80%	n/a	n/a
	BH <sup>(6)</sup>	<sup>(6)</sup>	n/a	ACC	2.00%	5.00%	n/a	0.80%	0.10%	n/a
	BH <sup>(6)</sup>	EUR	n/a	ACC	2.00%	5.00%	n/a	0.80%	0.10%	n/a
	CA <sup>(12)</sup>	CHF	n/a	D	2.00%	n/a	0.70%	0.80%	n/a	n/a
	CAH <sup>(6)(12)</sup>	<sup>(6)</sup>	n/a	D	2.00%	n/a	0.70%	0.80%	0.10%	n/a
	CB <sup>(12)</sup>	CHF	n/a	ACC	2.00%	n/a	0.70%	0.80%	n/a	n/a
	CBH <sup>(6)(12)</sup>	<sup>(6)</sup>	n/a	ACC	2.00%	n/a	0.70%	0.80%	0.10%	n/a
	DA <sup>(4)</sup>	CHF	n/a	D	2.00%	n/a	n/a	n/a <sup>(5)</sup>	n/a	n/a
	DAH <sup>(4)(6)</sup>	<sup>(6)</sup>	n/a	D	2.00%	n/a	n/a	n/a <sup>(5)</sup>	n/a	n/a
	DB <sup>(4)</sup>	CHF	n/a	ACC	2.00%	n/a	n/a	n/a <sup>(5)</sup>	n/a	n/a
	DBH <sup>(4)(6)</sup>	<sup>(6)</sup>	n/a	ACC	2.00%	n/a	n/a	n/a <sup>(5)</sup>	n/a	n/a
	EA <sup>(8)</sup>	CHF	n/a	D	2.00%	3.00%	n/a	0.50%	n/a	n/a
	EAH <sup>(6)(8)</sup>	<sup>(6)</sup>	n/a	D	2.00%	3.00%	n/a	0.50%	0.10%	n/a
	EB <sup>(8)</sup>	CHF	n/a	ACC	2.00%	3.00%	n/a	0.50%	n/a	n/a
	EBH <sup>(6)(8)</sup>	<sup>(6)</sup>	n/a	ACC	2.00%	3.00%	n/a	0.50%	0.10%	n/a
	IA	CHF	500,000	D	2.00%	3.00%	n/a	0.50%	n/a	n/a
	IAH <sup>(6)</sup>	EUR	500,000	D	2.00%	3.00%	n/a	0.50%	0.10%	n/a
	IAH <sup>(6)</sup>	USD	500,000	D	2.00%	3.00%	n/a	0.50%	0.10%	n/a
	IAH <sup>(6)</sup>	<sup>(6)</sup>	500,000	D	2.00%	3.00%	n/a	0.50%	0.10%	n/a
	IA25	CHF	25,000,000	D	2.00%	1.00%	n/a	0.30%	n/a	n/a
	IAH25 <sup>(6)</sup>	<sup>(6)</sup>	–	D	2.00%	1.00%	n/a	0.30%	0.10%	n/a
	IB	CHF	500,000	ACC	2.00%	3.00%	n/a	0.50%	n/a	n/a
	IBH <sup>(6)</sup>	USD	500,000	ACC	2.00%	3.00%	n/a	0.50%	0.10%	n/a
	IBH <sup>(6)</sup>	<sup>(6)</sup>	–	ACC	2.00%	3.00%	n/a	0.50%	0.10%	n/a
	IB25	CHF	25,000,000	ACC	2.00%	1.00%	n/a	0.30%	n/a	n/a
	IBH25 <sup>(6)</sup>	<sup>(6)</sup>	–	ACC	2.00%	1.00%	n/a	0.30%	0.10%	n/a
	MA <sup>(8)</sup>	CHF	25,000,000	D	2.00%	1.00%	n/a	0.30%	n/a	n/a
	MA <sup>(8)(10)</sup>	<sup>(10)</sup>	–	D	2.00%	1.00%	n/a	0.30%	n/a	n/a
	MAH <sup>(6)(8)</sup>	EUR	25,000,000	D	2.00%	1.00%	n/a	0.30%	0.10%	n/a
	MAH <sup>(6)(8)</sup>	USD	25,000,000	D	2.00%	1.00%	n/a	0.30%	0.10%	n/a
	MAH <sup>(6)(8)</sup>	<sup>(6)</sup>	–	D	2.00%	1.00%	n/a	0.30%	0.10%	n/a
	MB <sup>(8)</sup>	CHF	25,000,000	ACC	2.00%	1.00%	n/a	0.30%	n/a	n/a
	MB <sup>(8)(10)</sup>	<sup>(10)</sup>	–	ACC	2.00%	1.00%	n/a	0.30%	n/a	n/a
	MBH <sup>(6)(8)</sup>	EUR	25,000,000	ACC	2.00%	1.00%	n/a	0.30%	0.10%	n/a
	MBH <sup>(6)(8)</sup>	USD	25,000,000	ACC	2.00%	1.00%	n/a	0.30%	0.10%	n/a
	MBH <sup>(6)(8)</sup>	<sup>(6)</sup>	–	ACC	2.00%	1.00%	n/a	0.30%	0.10%	n/a
	UA <sup>(9)</sup>	CHF	n/a	D	2.00%	5.00%	n/a	0.70%	n/a	n/a
	UAH <sup>(6)(9)</sup>	<sup>(6)</sup>	n/a	D	2.00%	5.00%	n/a	0.70%	0.10%	n/a
	UA500 <sup>(9)</sup>	CHF	500,000	D	2.00%	3.00%	n/a	0.50%	n/a	n/a
UAH500 <sup>(6)(9)</sup>	<sup>(6)</sup>	–	D	2.00%	3.00%	n/a	0.50%	0.10%	n/a	
UB <sup>(9)</sup>	CHF	n/a	ACC	2.00%	5.00%	n/a	0.70%	n/a	n/a	
UBH <sup>(6)(9)</sup>	<sup>(6)</sup>	n/a	ACC	2.00%	5.00%	n/a	0.70%	0.10%	n/a	
UB500 <sup>(9)</sup>	CHF	500,000	ACC	2.00%	3.00%	n/a	0.50%	n/a	n/a	
UBH500 <sup>(6)(9)</sup>	<sup>(6)</sup>	–	ACC	2.00%	3.00%	n/a	0.50%	0.10%	n/a	
UXA <sup>(17)</sup>	CHF	<sup>(17)</sup>	D	2.00%	n/a	n/a	0.50%	n/a	n/a	
UXAH <sup>(6)(17)</sup>	<sup>(6)</sup>	<sup>(17)</sup>	D	2.00%	n/a	n/a	0.50%	0.10%	n/a	
UXB <sup>(17)</sup>	CHF	<sup>(17)</sup>	ACC	2.00%	n/a	n/a	0.50%	n/a	n/a	
UXBH <sup>(6)(17)</sup>	<sup>(6)</sup>	<sup>(17)</sup>	ACC	2.00%	n/a	n/a	0.50%	0.10%	n/a	
X1A <sup>(16)</sup>	CHF	<sup>(16)</sup>	D	2.00%	5.00%	n/a	0.80%	n/a	n/a	
X1AH <sup>(6)(16)</sup>	<sup>(6)</sup>	<sup>(16)</sup>	D	2.00%	5.00%	n/a	0.80%	0.10%	n/a	
X1AH <sup>(6)(16)</sup>	EUR	<sup>(16)</sup>	D	2.00%	5.00%	n/a	0.80%	0.10%	n/a	



Subfund (Reference Currency)	Share Class	Currency	Minimum holding	Type of Share <sup>(2)</sup>	Maximum adjustment of the Net Asset Value	Maximum sales charge	Maximum distribution fee (per annum)	Maximum management fee (per annum) <sup>(3)</sup>	Maximum FX hedging fee (per annum) <sup>(15)</sup>	Performance fee
	X1B <sup>(16)</sup>	CHF	<sup>(16)</sup>	ACC	2.00%	5.00%	n/a	0.80%	n/a	n/a
	X1BH <sup>(6)(16)</sup>	<sup>(6)</sup>	<sup>(16)</sup>	ACC	2.00%	5.00%	n/a	0.80%	0.10%	n/a
	X1BH <sup>(6)(16)</sup>	EUR	<sup>(16)</sup>	ACC	2.00%	5.00%	n/a	0.80%	0.10%	n/a
	X2A <sup>(16)</sup>	CHF	<sup>(16)</sup>	D	2.00%	5.00%	n/a	0.80%	n/a	n/a
	X2AH <sup>(6)(16)</sup>	<sup>(6)</sup>	<sup>(16)</sup>	D	2.00%	5.00%	n/a	0.80%	0.10%	n/a
	X2AH <sup>(6)(16)</sup>	EUR	<sup>(16)</sup>	D	2.00%	5.00%	n/a	0.80%	0.10%	n/a
	X2B <sup>(16)</sup>	CHF	<sup>(16)</sup>	ACC	2.00%	5.00%	n/a	0.80%	n/a	n/a
	X2BH <sup>(6)(16)</sup>	<sup>(6)</sup>	<sup>(16)</sup>	ACC	2.00%	5.00%	n/a	0.80%	0.10%	n/a
	X2BH <sup>(6)(16)</sup>	EUR	<sup>(16)</sup>	ACC	2.00%	5.00%	n/a	0.80%	0.10%	n/a
	X3A <sup>(16)</sup>	CHF	<sup>(16)</sup>	D	2.00%	5.00%	n/a	0.80%	n/a	n/a
	X3AH <sup>(6)(16)</sup>	<sup>(6)</sup>	<sup>(16)</sup>	D	2.00%	5.00%	n/a	0.80%	0.10%	n/a
	X3AH <sup>(6)(16)</sup>	EUR	<sup>(16)</sup>	D	2.00%	5.00%	n/a	0.80%	0.10%	n/a
	X3B <sup>(16)</sup>	CHF	<sup>(16)</sup>	ACC	2.00%	5.00%	n/a	0.80%	n/a	n/a
	X3BH <sup>(6)(16)</sup>	<sup>(6)</sup>	<sup>(16)</sup>	ACC	2.00%	5.00%	n/a	0.80%	0.10%	n/a
	X3BH <sup>(6)(16)</sup>	EUR	<sup>(16)</sup>	ACC	2.00%	5.00%	n/a	0.80%	0.10%	n/a
Credit Suisse (Lux) Systematic Index Fund Yield CHF (CHF)	A	CHF	n/a	D	2.00%	5.00%	n/a	0.80%	n/a	n/a
	AH <sup>(6)</sup>	<sup>(6)</sup>	n/a	D	2.00%	5.00%	n/a	0.80%	0.10%	n/a
	AH <sup>(6)</sup>	EUR	n/a	D	2.00%	5.00%	n/a	0.80%	0.10%	n/a
	B	CHF	n/a	ACC	2.00%	5.00%	n/a	0.80%	n/a	n/a
	BH <sup>(6)</sup>	<sup>(6)</sup>	n/a	ACC	2.00%	5.00%	n/a	0.80%	0.10%	n/a
	BH <sup>(6)</sup>	EUR	n/a	ACC	2.00%	5.00%	n/a	0.80%	0.10%	n/a
	CA <sup>(12)</sup>	CHF	n/a	D	2.00%	n/a	0.50%	0.80%	n/a	n/a
	CAH <sup>(6)(12)</sup>	<sup>(6)</sup>	n/a	D	2.00%	n/a	0.50%	0.80%	0.10%	n/a
	CB <sup>(12)</sup>	CHF	n/a	ACC	2.00%	n/a	0.50%	0.80%	n/a	n/a
	CBH <sup>(6)(12)</sup>	<sup>(6)</sup>	n/a	ACC	2.00%	n/a	0.50%	0.80%	0.10%	n/a
	DA <sup>(4)</sup>	CHF	n/a	D	2.00%	n/a	n/a	n/a <sup>(5)</sup>	n/a	n/a
	DAH <sup>(4)(6)</sup>	<sup>(6)</sup>	n/a	D	2.00%	n/a	n/a	n/a <sup>(5)</sup>	n/a	n/a
	DB <sup>(4)</sup>	CHF	n/a	ACC	2.00%	n/a	n/a	n/a <sup>(5)</sup>	n/a	n/a
	DBH <sup>(4)(6)</sup>	<sup>(6)</sup>	n/a	ACC	2.00%	n/a	n/a	n/a <sup>(5)</sup>	n/a	n/a
	EA <sup>(8)</sup>	CHF	n/a	D	2.00%	3.00%	n/a	0.50%	n/a	n/a
	EAH <sup>(6)(8)</sup>	<sup>(6)</sup>	n/a	D	2.00%	3.00%	n/a	0.50%	0.10%	n/a
	EB <sup>(8)</sup>	CHF	n/a	ACC	2.00%	3.00%	n/a	0.50%	n/a	n/a
	EBH <sup>(6)(8)</sup>	<sup>(6)</sup>	n/a	ACC	2.00%	3.00%	n/a	0.50%	0.10%	n/a
	IA	CHF	500,000	D	2.00%	3.00%	n/a	0.50%	n/a	n/a
	IAH <sup>(6)</sup>	EUR	500,000	D	2.00%	3.00%	n/a	0.50%	0.10%	n/a
	IAH <sup>(6)</sup>	USD	500,000	D	2.00%	3.00%	n/a	0.50%	0.10%	n/a
	IAH <sup>(6)</sup>	<sup>(6)</sup>	–	D	2.00%	3.00%	n/a	0.50%	0.10%	n/a
	IA25	CHF	25,000,000	D	2.00%	1.00%	n/a	0.30%	n/a	n/a
	IAH25 <sup>(6)</sup>	<sup>(6)</sup>	–	D	2.00%	1.00%	n/a	0.30%	0.10%	n/a
	IB	CHF	500,000	ACC	2.00%	3.00%	n/a	0.50%	n/a	n/a
	IBH <sup>(6)</sup>	EUR	500,000	ACC	2.00%	3.00%	n/a	0.50%	0.10%	n/a
	IBH <sup>(6)</sup>	USD	500,000	ACC	2.00%	3.00%	n/a	0.50%	0.10%	n/a
	IBH <sup>(6)</sup>	<sup>(6)</sup>	–	ACC	2.00%	3.00%	n/a	0.50%	0.10%	n/a
	IB25	CHF	25,000,000	ACC	2.00%	1.00%	n/a	0.30%	n/a	n/a
	IBH25 <sup>(6)</sup>	<sup>(6)</sup>	–	ACC	2.00%	1.00%	n/a	0.30%	0.10%	n/a
	MA <sup>(8)</sup>	CHF	25,000,000	D	2.00%	1.00%	n/a	0.30%	n/a	n/a
	MA <sup>(8)(10)</sup>	<sup>(10)</sup>	–	D	2.00%	1.00%	n/a	0.30%	n/a	n/a
	MAH <sup>(6)(8)</sup>	EUR	25,000,000	D	2.00%	1.00%	n/a	0.30%	0.10%	n/a
	MAH <sup>(6)(8)</sup>	USD	25,000,000	D	2.00%	1.00%	n/a	0.30%	0.10%	n/a
	MAH <sup>(6)(8)</sup>	<sup>(6)</sup>	–	D	2.00%	1.00%	n/a	0.30%	0.10%	n/a
	MB <sup>(8)</sup>	CHF	25,000,000	ACC	2.00%	1.00%	n/a	0.30%	n/a	n/a
	MB <sup>(8)(10)</sup>	<sup>(10)</sup>	–	ACC	2.00%	1.00%	n/a	0.30%	n/a	n/a
	MBH <sup>(6)(8)</sup>	EUR	25,000,000	ACC	2.00%	1.00%	n/a	0.30%	0.10%	n/a
	MBH <sup>(6)(8)</sup>	USD	25,000,000	ACC	2.00%	1.00%	n/a	0.30%	0.10%	n/a
	MBH <sup>(6)(8)</sup>	<sup>(6)</sup>	–	ACC	2.00%	1.00%	n/a	0.30%	0.10%	n/a

Subfund (Reference Currency)	Share Class	Currency	Minimum holding	Type of Share <sup>(2)</sup>	Maximum adjustment of the Net Asset Value	Maximum sales charge	Maximum distribution fee (per annum)	Maximum management fee (per annum) <sup>(3)</sup>	Maximum FX hedging fee (per annum) <sup>(15)</sup>	Performance fee
	UA <sup>(9)</sup>	CHF	n/a	D	2.00%	5.00%	n/a	0.70%	n/a	n/a
	UAH <sup>(6) (9)</sup>	<sup>(6)</sup>	n/a	D	2.00%	5.00%	n/a	0.70%	0.10%	n/a
	UA500 <sup>(9)</sup>	CHF	500,000	D	2.00%	3.00%	n/a	0.50%	n/a	n/a
	UAH500 <sup>(6) (9)</sup>	<sup>(6)</sup>	-	D	2.00%	3.00%	n/a	0.50%	0.10%	n/a
	UB <sup>(9)</sup>	CHF	n/a	ACC	2.00%	5.00%	n/a	0.70%	n/a	n/a
	UBH <sup>(6) (9)</sup>	<sup>(6)</sup>	n/a	ACC	2.00%	5.00%	n/a	0.70%	0.10%	n/a
	UB500 <sup>(9)</sup>	CHF	500,000	ACC	2.00%	3.00%	n/a	0.50%	n/a	n/a
	UBH500 <sup>(6) (9)</sup>	<sup>(6)</sup>	-	ACC	2.00%	3.00%	n/a	0.50%	0.10%	n/a
	UXA <sup>(17)</sup>	CHF	<sup>(17)</sup>	D	2.00%	n/a	n/a	0.50%	n/a	n/a
	UXAH <sup>(6) (17)</sup>	<sup>(6)</sup>	<sup>(17)</sup>	D	2.00%	n/a	n/a	0.50%	0.10%	n/a
	UXB <sup>(17)</sup>	CHF	<sup>(17)</sup>	ACC	2.00%	n/a	n/a	0.50%	n/a	n/a
	UXBH <sup>(6) (17)</sup>	<sup>(6)</sup>	<sup>(17)</sup>	ACC	2.00%	n/a	n/a	0.50%	0.10%	n/a
	X1A <sup>(16)</sup>	CHF	<sup>(16)</sup>	D	2.00%	5.00%	n/a	0.80%	n/a	n/a
	X1AH <sup>(6) (16)</sup>	<sup>(6)</sup>	<sup>(16)</sup>	D	2.00%	5.00%	n/a	0.80%	0.10%	n/a
	X1AH <sup>(6) (16)</sup>	EUR	<sup>(16)</sup>	D	2.00%	5.00%	n/a	0.80%	0.10%	n/a
	X1B <sup>(16)</sup>	CHF	<sup>(16)</sup>	ACC	2.00%	5.00%	n/a	0.80%	n/a	n/a
	X1BH <sup>(6) (16)</sup>	<sup>(6)</sup>	<sup>(16)</sup>	ACC	2.00%	5.00%	n/a	0.80%	0.10%	n/a
	X1BH <sup>(6) (16)</sup>	EUR	<sup>(16)</sup>	ACC	2.00%	5.00%	n/a	0.80%	0.10%	n/a
	X2A <sup>(16)</sup>	CHF	<sup>(16)</sup>	D	2.00%	5.00%	n/a	0.80%	n/a	n/a
	X2AH <sup>(6) (16)</sup>	<sup>(6)</sup>	<sup>(16)</sup>	D	2.00%	5.00%	n/a	0.80%	0.10%	n/a
	X2AH <sup>(6) (16)</sup>	EUR	<sup>(16)</sup>	D	2.00%	5.00%	n/a	0.80%	0.10%	n/a
	X2B <sup>(16)</sup>	CHF	<sup>(16)</sup>	ACC	2.00%	5.00%	n/a	0.80%	n/a	n/a
	X2BH <sup>(6) (16)</sup>	<sup>(6)</sup>	<sup>(16)</sup>	ACC	2.00%	5.00%	n/a	0.80%	0.10%	n/a
	X2BH <sup>(6) (16)</sup>	EUR	<sup>(16)</sup>	ACC	2.00%	5.00%	n/a	0.80%	0.10%	n/a
	X3A <sup>(16)</sup>	CHF	<sup>(16)</sup>	D	2.00%	5.00%	n/a	0.80%	n/a	n/a
	X3AH <sup>(6) (16)</sup>	<sup>(6)</sup>	<sup>(16)</sup>	D	2.00%	5.00%	n/a	0.80%	0.10%	n/a
	X3AH <sup>(6) (16)</sup>	EUR	<sup>(16)</sup>	D	2.00%	5.00%	n/a	0.80%	0.10%	n/a
	X3B <sup>(16)</sup>	CHF	<sup>(16)</sup>	ACC	2.00%	5.00%	n/a	0.80%	n/a	n/a
	X3BH <sup>(6) (16)</sup>	<sup>(6)</sup>	<sup>(16)</sup>	ACC	2.00%	5.00%	n/a	0.80%	0.10%	n/a
	X3BH <sup>(6) (16)</sup>	EUR	<sup>(16)</sup>	ACC	2.00%	5.00%	n/a	0.80%	0.10%	n/a
Credit Suisse (Lux) Thematic Opportunities Equity Fund (USD)	A	USD	n/a	D	2.00%	5.00%	n/a	1.92%	n/a	n/a
	A	<sup>(10)</sup>	n/a	D	2.00%	5.00%	n/a	1.92%	n/a	n/a
	AH <sup>(6)</sup>	EUR	n/a	D	2.00%	5.00%	n/a	1.92%	0.10%	n/a
	AH <sup>(6)</sup>	<sup>(6)</sup>	n/a	D	2.00%	5.00%	n/a	1.92%	0.10%	n/a
	AP	USD	n/a	D	2.00%	5.00%	n/a	1.60%	n/a	<sup>(7)</sup>
	AP	<sup>(10)</sup>	n/a	D	2.00%	5.00%	n/a	1.60%	n/a	<sup>(7)</sup>
	AHP <sup>(6)</sup>	EUR	n/a	D	2.00%	5.00%	n/a	1.60%	0.10%	<sup>(7)</sup>
	AHP <sup>(6)</sup>	<sup>(6)</sup>	n/a	D	2.00%	5.00%	n/a	1.60%	0.10%	<sup>(7)</sup>
	B	USD	n/a	ACC	2.00%	5.00%	n/a	1.92%	n/a	n/a
	B	<sup>(10)</sup>	n/a	ACC	2.00%	5.00%	n/a	1.92%	n/a	n/a
	BH <sup>(6)</sup>	EUR	n/a	ACC	2.00%	5.00%	n/a	1.92%	0.10%	n/a
	BH <sup>(6)</sup>	CHF	n/a	ACC	2.00%	5.00%	n/a	1.92%	0.10%	n/a
	BH <sup>(6)</sup>	<sup>(6)</sup>	n/a	ACC	2.00%	5.00%	n/a	1.92%	0.10%	n/a
	BP	USD	n/a	ACC	2.00%	5.00%	n/a	1.60%	n/a	<sup>(7)</sup>
	BP	<sup>(10)</sup>	n/a	ACC	2.00%	5.00%	n/a	1.60%	n/a	<sup>(7)</sup>
	BHP <sup>(6)</sup>	EUR	n/a	ACC	2.00%	5.00%	n/a	1.60%	0.10%	<sup>(7)</sup>
	BHP <sup>(6)</sup>	CHF	n/a	ACC	2.00%	5.00%	n/a	1.60%	0.10%	<sup>(7)</sup>
	BHP <sup>(6)</sup>	<sup>(6)</sup>	n/a	ACC	2.00%	5.00%	n/a	1.60%	0.10%	<sup>(7)</sup>
	CA <sup>(12)</sup>	USD	n/a	D	2.00%	n/a	0.70%	1.92%	n/a	n/a
	CA <sup>(10) (12)</sup>	<sup>(10)</sup>	n/a	D	2.00%	n/a	0.70%	1.92%	n/a	n/a
	CAH <sup>(6) (12)</sup>	<sup>(6)</sup>	n/a	D	2.00%	n/a	0.70%	1.92%	0.10%	n/a
	CAH <sup>(6) (12)</sup>	EUR	n/a	D	2.00%	n/a	0.70%	1.92%	0.10%	n/a
	CAH <sup>(6) (12)</sup>	CHF	n/a	D	2.00%	n/a	0.70%	1.92%	0.10%	n/a
	CAP <sup>(12)</sup>	USD	n/a	D	2.00%	n/a	0.70%	1.60%	n/a	<sup>(7)</sup>
	CAP <sup>(10) (12)</sup>	<sup>(10)</sup>	n/a	D	2.00%	n/a	0.70%	1.60%	n/a	<sup>(7)</sup>

Subfund (Reference Currency)	Share Class	Currency	Minimum holding	Type of Share <sup>(2)</sup>	Maximum adjustment of the Net Asset Value	Maximum sales charge	Maximum distribution fee (per annum)	Maximum management fee (per annum) <sup>(3)</sup>	Maximum FX hedging fee (per annum) <sup>(15)</sup>	Performance fee
	CAHP <sup>(6)(12)</sup>	<sup>(6)</sup>	n/a	D	2.00%	n/a	0.70%	1.60%	0.10%	<sup>(7)</sup>
	CAHP <sup>(6)(12)</sup>	EUR	n/a	D	2.00%	n/a	0.70%	1.60%	0.10%	<sup>(7)</sup>
	CAHP <sup>(6)(12)</sup>	CHF	n/a	D	2.00%	n/a	0.70%	1.60%	0.10%	<sup>(7)</sup>
	CB <sup>(12)</sup>	USD	n/a	ACC	2.00%	n/a	0.70%	1.92%	n/a	n/a
	CB <sup>(10)(12)</sup>	<sup>(10)</sup>	n/a	ACC	2.00%	n/a	0.70%	1.92%	n/a	n/a
	CBH <sup>(6)(12)</sup>	<sup>(6)</sup>	n/a	ACC	2.00%	n/a	0.70%	1.92%	0.10%	n/a
	CBH <sup>(6)(12)</sup>	EUR	n/a	ACC	2.00%	n/a	0.70%	1.92%	0.10%	n/a
	CBH <sup>(6)(12)</sup>	CHF	n/a	ACC	2.00%	n/a	0.70%	1.92%	0.10%	n/a
	CBP <sup>(12)</sup>	USD	n/a	ACC	2.00%	n/a	0.70%	1.60%	n/a	<sup>(7)</sup>
	CBP <sup>(10)(12)</sup>	<sup>(10)</sup>	n/a	ACC	2.00%	n/a	0.70%	1.60%	n/a	<sup>(7)</sup>
	CBHP <sup>(6)(12)</sup>	<sup>(6)</sup>	n/a	ACC	2.00%	n/a	0.70%	1.60%	0.10%	<sup>(7)</sup>
	CBHP <sup>(6)(12)</sup>	EUR	n/a	ACC	2.00%	n/a	0.70%	1.60%	0.10%	<sup>(7)</sup>
	CBHP <sup>(6)(12)</sup>	CHF	n/a	ACC	2.00%	n/a	0.70%	1.60%	0.10%	<sup>(7)</sup>
	DA <sup>(4)</sup>	USD	n/a	D	2.00%	n/a	n/a	n/a <sup>(5)</sup>	n/a	n/a
	DAH <sup>(4)(6)</sup>	<sup>(6)</sup>	n/a	D	2.00%	n/a	n/a	n/a <sup>(5)</sup>	n/a	n/a
	DAP <sup>(4)(13)</sup>	USD	n/a	D	2.00%	n/a	n/a	n/a <sup>(13)</sup>	n/a	<sup>(7)</sup>
	DAHP <sup>(4)(6)(13)</sup>	<sup>(6)</sup>	n/a	D	2.00%	n/a	n/a	n/a <sup>(13)</sup>	n/a	<sup>(7)</sup>
	DB <sup>(4)</sup>	USD	n/a	ACC	2.00%	n/a	n/a	n/a <sup>(5)</sup>	n/a	n/a
	DBH <sup>(4)(6)</sup>	<sup>(6)</sup>	n/a	ACC	2.00%	n/a	n/a	n/a <sup>(5)</sup>	n/a	n/a
	DBP <sup>(4)(13)</sup>	USD	n/a	ACC	2.00%	n/a	n/a	n/a <sup>(13)</sup>	n/a	<sup>(7)</sup>
	DBHP <sup>(4)(6)(13)</sup>	<sup>(6)</sup>	n/a	ACC	2.00%	n/a	n/a	n/a <sup>(13)</sup>	n/a	<sup>(7)</sup>
	EA <sup>(8)</sup>	USD	n/a	D	2.00%	3.00%	n/a	0.90%	n/a	n/a
	EA <sup>(8)(10)</sup>	<sup>(10)</sup>	n/a	D	2.00%	3.00%	n/a	0.90%	n/a	n/a
	EAH <sup>(6)(8)</sup>	<sup>(6)</sup>	n/a	D	2.00%	3.00%	n/a	0.90%	0.10%	n/a
	EAP <sup>(8)</sup>	USD	n/a	D	2.00%	3.00%	n/a	0.70%	n/a	<sup>(7)</sup>
	EAP <sup>(8)(10)</sup>	<sup>(10)</sup>	n/a	D	2.00%	3.00%	n/a	0.70%	n/a	<sup>(7)</sup>
	EAHP <sup>(6)(8)</sup>	<sup>(6)</sup>	n/a	D	2.00%	3.00%	n/a	0.70%	0.10%	<sup>(7)</sup>
	EB <sup>(8)</sup>	USD	n/a	ACC	2.00%	3.00%	n/a	0.90%	n/a	n/a
	EB <sup>(8)(10)</sup>	<sup>(10)</sup>	n/a	ACC	2.00%	3.00%	n/a	0.90%	n/a	n/a
	EBH <sup>(6)(8)</sup>	<sup>(6)</sup>	n/a	ACC	2.00%	3.00%	n/a	0.90%	0.10%	n/a
	EBH <sup>(6)(8)</sup>	EUR	n/a	ACC	2.00%	3.00%	n/a	0.90%	0.10%	n/a
	EBP <sup>(8)</sup>	USD	n/a	ACC	2.00%	3.00%	n/a	0.70%	n/a	<sup>(7)</sup>
	EBP <sup>(8)(10)</sup>	<sup>(10)</sup>	n/a	ACC	2.00%	3.00%	n/a	0.70%	n/a	<sup>(7)</sup>
	EBHP <sup>(6)(8)</sup>	<sup>(6)</sup>	n/a	ACC	2.00%	3.00%	n/a	0.70%	0.10%	<sup>(7)</sup>
	EBHP <sup>(6)(8)</sup>	EUR	n/a	ACC	2.00%	3.00%	n/a	0.70%	0.10%	<sup>(7)</sup>
	IA	USD	500,000	D	2.00%	3.00%	n/a	0.90%	n/a	n/a
	IA <sup>(10)</sup>	<sup>(10)</sup>	–	D	2.00%	3.00%	n/a	0.90%	n/a	n/a
	IAH <sup>(6)</sup>	<sup>(6)</sup>	–	D	2.00%	3.00%	n/a	0.90%	0.10%	n/a
	IAP	USD	500,000	D	2.00%	3.00%	n/a	0.70%	n/a	<sup>(7)</sup>
	IAP <sup>(10)</sup>	<sup>(10)</sup>	–	D	2.00%	3.00%	n/a	0.70%	n/a	<sup>(7)</sup>
	IAHP <sup>(6)</sup>	<sup>(6)</sup>	–	D	2.00%	3.00%	n/a	0.70%	0.10%	<sup>(7)</sup>
	IA25	USD	25,000,000	D	2.00%	1.00%	n/a	0.70%	n/a	n/a
	IAH25 <sup>(6)</sup>	<sup>(6)</sup>	–	D	2.00%	1.00%	n/a	0.70%	0.10%	n/a
	IAP25	USD	25,000,000	D	2.00%	1.00%	n/a	0.60%	n/a	n/a
	IAHP25 <sup>(6)</sup>	<sup>(6)</sup>	–	D	2.00%	1.00%	n/a	0.60%	0.10%	n/a
	IB	USD	500,000	ACC	2.00%	3.00%	n/a	0.90%	n/a	n/a
	IB <sup>(10)</sup>	<sup>(10)</sup>	–	ACC	2.00%	3.00%	n/a	0.90%	n/a	n/a
	IBH <sup>(6)</sup>	CHF	500,000	ACC	2.00%	3.00%	n/a	0.90%	0.10%	n/a
	IBH <sup>(6)</sup>	EUR	500,000	ACC	2.00%	3.00%	n/a	0.90%	0.10%	n/a
	IBH <sup>(6)</sup>	<sup>(6)</sup>	–	ACC	2.00%	3.00%	n/a	0.90%	0.10%	n/a
	IBP	USD	500,000	ACC	2.00%	3.00%	n/a	0.70%	n/a	<sup>(7)</sup>
	IBP <sup>(10)</sup>	<sup>(10)</sup>	–	ACC	2.00%	3.00%	n/a	0.70%	n/a	<sup>(7)</sup>
	IBHP <sup>(6)</sup>	CHF	500,000	ACC	2.00%	3.00%	n/a	0.70%	0.10%	<sup>(7)</sup>
	IBHP <sup>(6)</sup>	EUR	500,000	ACC	2.00%	3.00%	n/a	0.70%	0.10%	<sup>(7)</sup>
	IBHP <sup>(6)</sup>	<sup>(6)</sup>	–	ACC	2.00%	3.00%	n/a	0.70%	0.10%	<sup>(7)</sup>

Subfund (Reference Currency)	Share Class	Currency	Minimum holding	Type of Share <sup>(2)</sup>	Maximum adjustment of the Net Asset Value	Maximum sales charge	Maximum distribution fee (per annum)	Maximum management fee (per annum) <sup>(3)</sup>	Maximum FX hedging fee (per annum) <sup>(15)</sup>	Performance fee
	IB25	USD	25,000,000	ACC	2.00%	1.00%	n/a	0.70%	n/a	n/a
	IBH25 <sup>(6)</sup>	<sup>(6)</sup>	–	ACC	2.00%	1.00%	n/a	0.70%	0.10%	n/a
	IBP25	USD	25,000,000	ACC	2.00%	1.00%	n/a	0.60%	n/a	<sup>(7)</sup>
	IBHP25 <sup>(6)</sup>	<sup>(6)</sup>	–	ACC	2.00%	1.00%	n/a	0.60%	0.10%	<sup>(7)</sup>
	MA <sup>(8)</sup>	USD	25,000,000	D	2.00%	1.00%	n/a	0.70%	n/a	n/a
	MA <sup>(8)(10)</sup>	<sup>(10)</sup>	–	D	2.00%	1.00%	n/a	0.70%	n/a	n/a
	MAH <sup>(6)(8)</sup>	CHF	25,000,000	D	2.00%	1.00%	n/a	0.70%	0.10%	n/a
	MAH <sup>(6)(8)</sup>	EUR	25,000,000	D	2.00%	1.00%	n/a	0.70%	0.10%	n/a
	MAH <sup>(6)(8)</sup>	<sup>(6)</sup>	–	D	2.00%	1.00%	n/a	0.70%	0.10%	n/a
	MAP <sup>(8)</sup>	USD	25,000,000	D	2.00%	1.00%	n/a	0.60%	n/a	<sup>(7)</sup>
	MAHP <sup>(6)(8)</sup>	CHF	25,000,000	D	2.00%	1.00%	n/a	0.60%	0.10%	<sup>(7)</sup>
	MAHP <sup>(6)(8)</sup>	EUR	25,000,000	D	2.00%	1.00%	n/a	0.60%	0.10%	<sup>(7)</sup>
	MAHP <sup>(6)(8)</sup>	<sup>(6)</sup>	–	D	2.00%	1.00%	n/a	0.60%	0.10%	<sup>(7)</sup>
	MB <sup>(6)</sup>	USD	25,000,000	ACC	2.00%	1.00%	n/a	0.70%	n/a	n/a
	MB <sup>(6)(10)</sup>	<sup>(10)</sup>	–	ACC	2.00%	1.00%	n/a	0.70%	n/a	n/a
	MBH <sup>(6)(8)</sup>	CHF	25,000,000	ACC	2.00%	1.00%	n/a	0.70%	0.10%	n/a
	MBH <sup>(6)(8)</sup>	EUR	25,000,000	ACC	2.00%	1.00%	n/a	0.70%	0.10%	n/a
	MBH <sup>(6)(8)</sup>	<sup>(6)</sup>	–	ACC	2.00%	1.00%	n/a	0.70%	0.10%	n/a
	MBP <sup>(6)</sup>	USD	25,000,000	ACC	2.00%	1.00%	n/a	0.60%	n/a	<sup>(7)</sup>
	MBHP <sup>(6)(8)</sup>	CHF	25,000,000	ACC	2.00%	1.00%	n/a	0.60%	0.10%	<sup>(7)</sup>
	MBHP <sup>(6)(8)</sup>	EUR	25,000,000	ACC	2.00%	1.00%	n/a	0.60%	0.10%	<sup>(7)</sup>
	MBHP <sup>(6)(8)</sup>	<sup>(6)</sup>	–	ACC	2.00%	1.00%	n/a	0.60%	0.10%	<sup>(7)</sup>
	SA <sup>(11)</sup>	USD	n/a	D	2.00%	1.00%	n/a	0.80%	n/a	n/a
	SAH <sup>(6)(11)</sup>	CHF	n/a	D	2.00%	1.00%	n/a	0.80%	0.10%	n/a
	SAH <sup>(6)(11)</sup>	EUR	n/a	D	2.00%	1.00%	n/a	0.80%	0.10%	n/a
	SAH <sup>(6)(11)</sup>	<sup>(6)</sup>	0.10%	D	2.00%	1.00%	n/a	0.80%	0.10%	n/a
	SAP <sup>(11)</sup>	USD	n/a	D	2.00%	1.00%	n/a	0.60%	n/a	<sup>(7)</sup>
	SAHP <sup>(6)(11)</sup>	CHF	n/a	D	2.00%	1.00%	n/a	0.60%	0.10%	<sup>(7)</sup>
	SAHP <sup>(6)(11)</sup>	EUR	n/a	D	2.00%	1.00%	n/a	0.60%	0.10%	<sup>(7)</sup>
	SAHP <sup>(6)(11)</sup>	<sup>(6)</sup>	n/a	D	2.00%	1.00%	n/a	0.60%	0.10%	<sup>(7)</sup>
	SB <sup>(11)</sup>	USD	n/a	ACC	2.00%	1.00%	n/a	0.80%	n/a	n/a
	SBH <sup>(6)(11)</sup>	CHF	n/a	ACC	2.00%	1.00%	n/a	0.80%	0.10%	n/a
	SBH <sup>(6)(11)</sup>	EUR	n/a	ACC	2.00%	1.00%	n/a	0.80%	0.10%	n/a
	SBH <sup>(6)(11)</sup>	<sup>(6)</sup>	n/a	ACC	2.00%	1.00%	n/a	0.80%	0.10%	n/a
	SBP <sup>(11)</sup>	USD	n/a	ACC	2.00%	1.00%	n/a	0.60%	n/a	<sup>(7)</sup>
	SBHP <sup>(6)(11)</sup>	CHF	n/a	ACC	2.00%	1.00%	n/a	0.60%	0.10%	<sup>(7)</sup>
	SBHP <sup>(6)(11)</sup>	EUR	n/a	ACC	2.00%	1.00%	n/a	0.60%	0.10%	<sup>(7)</sup>
	SBHP <sup>(6)(11)</sup>	<sup>(6)</sup>	n/a	ACC	2.00%	1.00%	n/a	0.60%	0.10%	<sup>(7)</sup>
	UA <sup>(9)</sup>	USD	n/a	D	2.00%	5.00%	n/a	1.50%	n/a	n/a
	UA <sup>(9)(10)</sup>	<sup>(10)</sup>	n/a	D	2.00%	5.00%	n/a	1.50%	n/a	n/a
	UAH <sup>(6)(9)</sup>	<sup>(6)</sup>	n/a	D	2.00%	5.00%	n/a	1.50%	0.10%	n/a
	UAP <sup>(9)</sup>	USD	n/a	D	2.00%	5.00%	n/a	1.20%	n/a	<sup>(7)</sup>
	UAP <sup>(9)(10)</sup>	<sup>(10)</sup>	n/a	D	2.00%	5.00%	n/a	1.20%	n/a	<sup>(7)</sup>
	UAHP <sup>(6)(9)</sup>	<sup>(6)</sup>	n/a	D	2.00%	5.00%	n/a	1.20%	0.10%	<sup>(7)</sup>
	UA500 <sup>(9)</sup>	USD	500,000	D	2.00%	3.00%	n/a	0.90%	n/a	n/a
	UAH500 <sup>(6)(9)</sup>	<sup>(6)</sup>	–	D	2.00%	3.00%	n/a	0.90%	0.10%	n/a
	UAP500 <sup>(9)</sup>	USD	500,000	D	2.00%	3.00%	n/a	0.70%	n/a	<sup>(7)</sup>
	UAHP500 <sup>(6)(9)</sup>	<sup>(6)</sup>	–	D	2.00%	3.00%	n/a	0.70%	0.10%	<sup>(7)</sup>
	UB <sup>(9)</sup>	USD	n/a	ACC	2.00%	5.00%	n/a	1.50%	n/a	n/a
	UB <sup>(9)(10)</sup>	<sup>(10)</sup>	n/a	ACC	2.00%	5.00%	n/a	1.50%	n/a	n/a
	UBH <sup>(6)(9)</sup>	<sup>(6)</sup>	n/a	ACC	2.00%	5.00%	n/a	1.50%	0.10%	n/a
	UBH <sup>(6)(9)</sup>	EUR	n/a	ACC	2.00%	5.00%	n/a	1.50%	0.10%	n/a
	UBH <sup>(6)(9)</sup>	CHF	n/a	ACC	2.00%	5.00%	n/a	1.50%	0.10%	n/a
	UBP <sup>(9)</sup>	USD	n/a	ACC	2.00%	5.00%	n/a	1.20%	n/a	<sup>(7)</sup>
	UBP <sup>(9)(10)</sup>	<sup>(10)</sup>	n/a	ACC	2.00%	5.00%	n/a	1.20%	n/a	<sup>(7)</sup>

Subfund (Reference Currency)	Share Class	Currency	Minimum holding	Type of Share <sup>(2)</sup>	Maximum adjustment of the Net Asset Value	Maximum sales charge	Maximum distribution fee (per annum)	Maximum management fee (per annum) <sup>(3)</sup>	Maximum FX hedging fee (per annum) <sup>(15)</sup>	Performance fee
	UBHP <sup>(6)(9)</sup>	<sup>(6)</sup>	n/a	ACC	2.00%	5.00%	n/a	1.20%	0.10%	<sup>(7)</sup>
	UBHP <sup>(6)(9)</sup>	EUR	n/a	ACC	2.00%	5.00%	n/a	1.20%	0.10%	<sup>(7)</sup>
	UBHP <sup>(6)(9)</sup>	CHF	n/a	ACC	2.00%	5.00%	n/a	1.20%	0.10%	<sup>(7)</sup>
	UB500 <sup>(9)</sup>	USD	500,000	ACC	2.00%	3.00%	n/a	0.90%	n/a	n/a
	UBH500 <sup>(6)(9)</sup>	USD	-	ACC	2.00%	3.00%	n/a	0.90%	0.10%	n/a
	UBP500 <sup>(9)</sup>	<sup>(6)</sup>	500,000	ACC	2.00%	3.00%	n/a	0.70%	n/a	<sup>(7)</sup>
	UBHP500 <sup>(6)(9)</sup>	<sup>(6)</sup>	-	ACC	2.00%	3.00%	n/a	0.70%	0.10%	<sup>(7)</sup>
	UXA <sup>(17)</sup>	USD	<sup>(17)</sup>	D	2.00%	n/a	n/a	1.15%	n/a	n/a
	UXAH <sup>(6)(17)</sup>	<sup>(6)</sup>	<sup>(17)</sup>	D	2.00%	n/a	n/a	1.15%	0.10%	n/a
	UXAP <sup>(18)</sup>	USD	<sup>(18)</sup>	D	2.00%	n/a	n/a	0.95%	n/a	<sup>(7)</sup>
	UXAHP <sup>(6)(18)</sup>	<sup>(6)</sup>	<sup>(18)</sup>	D	2.00%	n/a	n/a	0.95%	0.10%	<sup>(7)</sup>
	UXB <sup>(17)</sup>	USD	<sup>(17)</sup>	ACC	2.00%	n/a	n/a	1.15%	n/a	n/a
	UXBH <sup>(6)(17)</sup>	<sup>(6)</sup>	<sup>(17)</sup>	ACC	2.00%	n/a	n/a	1.15%	0.10%	n/a
	UXBP <sup>(18)</sup>	USD	<sup>(18)</sup>	ACC	2.00%	n/a	n/a	0.95%	n/a	<sup>(7)</sup>
	UXBHP <sup>(6)(18)</sup>	<sup>(6)</sup>	<sup>(18)</sup>	ACC	2.00%	n/a	n/a	0.95%	0.10%	<sup>(7)</sup>
	X1A <sup>(16)</sup>	USD	<sup>(16)</sup>	D	2.00%	5.00%	n/a	1.92%	n/a	n/a
	X1A <sup>(16)</sup>	<sup>(10)</sup>	<sup>(16)</sup>	D	2.00%	5.00%	n/a	1.92%	n/a	n/a
	X1AH <sup>(6)(16)</sup>	EUR	<sup>(16)</sup>	D	2.00%	5.00%	n/a	1.92%	0.10%	n/a
	X1AH <sup>(6)(16)</sup>	<sup>(6)</sup>	<sup>(16)</sup>	D	2.00%	5.00%	n/a	1.92%	0.10%	n/a
	X1AP <sup>(16)</sup>	USD	<sup>(16)</sup>	D	2.00%	5.00%	n/a	1.60%	n/a	<sup>(7)</sup>
	X1AP <sup>(16)</sup>	<sup>(10)</sup>	<sup>(16)</sup>	D	2.00%	5.00%	n/a	1.60%	n/a	<sup>(7)</sup>
	X1AHP <sup>(6)(16)</sup>	EUR	<sup>(16)</sup>	D	2.00%	5.00%	n/a	1.60%	0.10%	<sup>(7)</sup>
	X1AHP <sup>(6)(16)</sup>	<sup>(6)</sup>	<sup>(16)</sup>	D	2.00%	5.00%	n/a	1.60%	0.10%	<sup>(7)</sup>
	X1B <sup>(16)</sup>	USD	<sup>(16)</sup>	ACC	2.00%	5.00%	n/a	1.92%	n/a	n/a
	X1B <sup>(16)</sup>	<sup>(10)</sup>	<sup>(16)</sup>	ACC	2.00%	5.00%	n/a	1.92%	n/a	n/a
	X1BH <sup>(6)(16)</sup>	EUR	<sup>(16)</sup>	ACC	2.00%	5.00%	n/a	1.92%	0.10%	n/a
	X1BH <sup>(6)(16)</sup>	CHF	<sup>(16)</sup>	ACC	2.00%	5.00%	n/a	1.92%	0.10%	n/a
	X1BH <sup>(6)(16)</sup>	<sup>(6)</sup>	<sup>(16)</sup>	ACC	2.00%	5.00%	n/a	1.92%	0.10%	n/a
	X1BP <sup>(16)</sup>	USD	<sup>(16)</sup>	ACC	2.00%	5.00%	n/a	1.60%	n/a	<sup>(7)</sup>
	X1BP <sup>(16)</sup>	<sup>(10)</sup>	<sup>(16)</sup>	ACC	2.00%	5.00%	n/a	1.60%	n/a	<sup>(7)</sup>
	X1BHP <sup>(6)(16)</sup>	EUR	<sup>(16)</sup>	ACC	2.00%	5.00%	n/a	1.60%	0.10%	<sup>(7)</sup>
	X1BHP <sup>(6)(16)</sup>	CHF	<sup>(16)</sup>	ACC	2.00%	5.00%	n/a	1.60%	0.10%	<sup>(7)</sup>
	X1BHP <sup>(6)(16)</sup>	<sup>(6)</sup>	<sup>(16)</sup>	ACC	2.00%	5.00%	n/a	1.60%	0.10%	<sup>(7)</sup>
	X2A <sup>(16)</sup>	USD	<sup>(16)</sup>	D	2.00%	5.00%	n/a	1.92%	n/a	n/a
	X2A <sup>(16)</sup>	<sup>(10)</sup>	<sup>(16)</sup>	D	2.00%	5.00%	n/a	1.92%	n/a	n/a
	X2AH <sup>(6)(16)</sup>	EUR	<sup>(16)</sup>	D	2.00%	5.00%	n/a	1.92%	0.10%	n/a
	X2AH <sup>(6)(16)</sup>	<sup>(6)</sup>	<sup>(16)</sup>	D	2.00%	5.00%	n/a	1.92%	0.10%	n/a
	X2AP <sup>(16)</sup>	USD	<sup>(16)</sup>	D	2.00%	5.00%	n/a	1.60%	n/a	<sup>(7)</sup>
	X2AP <sup>(16)</sup>	<sup>(10)</sup>	<sup>(16)</sup>	D	2.00%	5.00%	n/a	1.60%	n/a	<sup>(7)</sup>
	X2AHP <sup>(6)(16)</sup>	EUR	<sup>(16)</sup>	D	2.00%	5.00%	n/a	1.60%	0.10%	<sup>(7)</sup>
	X2AHP <sup>(6)(16)</sup>	<sup>(6)</sup>	<sup>(16)</sup>	D	2.00%	5.00%	n/a	1.60%	0.10%	<sup>(7)</sup>
	X2B <sup>(16)</sup>	USD	<sup>(16)</sup>	ACC	2.00%	5.00%	n/a	1.92%	n/a	n/a
	X2B <sup>(16)</sup>	<sup>(10)</sup>	<sup>(16)</sup>	ACC	2.00%	5.00%	n/a	1.92%	n/a	n/a
	X2BH <sup>(6)(16)</sup>	EUR	<sup>(16)</sup>	ACC	2.00%	5.00%	n/a	1.92%	0.10%	n/a
	X2BH <sup>(6)(16)</sup>	CHF	<sup>(16)</sup>	ACC	2.00%	5.00%	n/a	1.92%	0.10%	n/a
	X2BH <sup>(6)(16)</sup>	<sup>(6)</sup>	<sup>(16)</sup>	ACC	2.00%	5.00%	n/a	1.92%	0.10%	n/a
	X2BP <sup>(16)</sup>	USD	<sup>(16)</sup>	ACC	2.00%	5.00%	n/a	1.60%	n/a	<sup>(7)</sup>
	X2BP <sup>(16)</sup>	<sup>(10)</sup>	<sup>(16)</sup>	ACC	2.00%	5.00%	n/a	1.60%	n/a	<sup>(7)</sup>
	X2BHP <sup>(6)(16)</sup>	EUR	<sup>(16)</sup>	ACC	2.00%	5.00%	n/a	1.60%	0.10%	<sup>(7)</sup>
	X2BHP <sup>(6)(16)</sup>	CHF	<sup>(16)</sup>	ACC	2.00%	5.00%	n/a	1.60%	0.10%	<sup>(7)</sup>
	X2BHP <sup>(6)(16)</sup>	<sup>(6)</sup>	<sup>(16)</sup>	ACC	2.00%	5.00%	n/a	1.60%	0.10%	<sup>(7)</sup>
	X3A <sup>(16)</sup>	USD	<sup>(16)</sup>	D	2.00%	5.00%	n/a	1.92%	n/a	n/a
	X3A <sup>(16)</sup>	<sup>(10)</sup>	<sup>(16)</sup>	D	2.00%	5.00%	n/a	1.92%	n/a	n/a
	X3AH <sup>(6)(16)</sup>	EUR	<sup>(16)</sup>	D	2.00%	5.00%	n/a	1.92%	0.10%	n/a
	X3AH <sup>(6)(16)</sup>	<sup>(6)</sup>	<sup>(16)</sup>	D	2.00%	5.00%	n/a	1.92%	0.10%	n/a

Subfund (Reference Currency)	Share Class	Currency	Minimum holding	Type of Share <sup>(2)</sup>	Maximum adjustment of the Net Asset Value	Maximum sales charge	Maximum distribution fee (per annum)	Maximum management fee (per annum) <sup>(3)</sup>	Maximum FX hedging fee (per annum) <sup>(15)</sup>	Performance fee
	X3AP <sup>(16)</sup>	USD	<sup>(16)</sup>	D	2.00%	5.00%	n/a	1.60%	n/a	<sup>(7)</sup>
	X3AP <sup>(16)</sup>	<sup>(10)</sup>	<sup>(16)</sup>	D	2.00%	5.00%	n/a	1.60%	n/a	<sup>(7)</sup>
	X3AHP <sup>(6) (16)</sup>	EUR	<sup>(16)</sup>	D	2.00%	5.00%	n/a	1.60%	0.10%	<sup>(7)</sup>
	X3AHP <sup>(6) (16)</sup>	<sup>(6)</sup>	<sup>(16)</sup>	D	2.00%	5.00%	n/a	1.60%	0.10%	<sup>(7)</sup>
	X3B <sup>(16)</sup>	USD	<sup>(16)</sup>	ACC	2.00%	5.00%	n/a	1.92%	n/a	n/a
	X3B <sup>(16)</sup>	<sup>(10)</sup>	<sup>(16)</sup>	ACC	2.00%	5.00%	n/a	1.92%	n/a	n/a
	X3BH <sup>(6) (16)</sup>	EUR	<sup>(16)</sup>	ACC	2.00%	5.00%	n/a	1.92%	0.10%	n/a
	X3BH <sup>(6) (16)</sup>	CHF	<sup>(16)</sup>	ACC	2.00%	5.00%	n/a	1.92%	0.10%	n/a
	X3BH <sup>(6) (16)</sup>	<sup>(6)</sup>	<sup>(16)</sup>	ACC	2.00%	5.00%	n/a	1.92%	0.10%	n/a
	X3BP <sup>(16)</sup>	USD	<sup>(16)</sup>	ACC	2.00%	5.00%	n/a	1.60%	n/a	<sup>(7)</sup>
	X3BP <sup>(16)</sup>	<sup>(10)</sup>	<sup>(16)</sup>	ACC	2.00%	5.00%	n/a	1.60%	n/a	<sup>(7)</sup>
	X3BHP <sup>(6) (16)</sup>	EUR	<sup>(16)</sup>	ACC	2.00%	5.00%	n/a	1.60%	0.10%	<sup>(7)</sup>
	X3BHP <sup>(6) (16)</sup>	CHF	<sup>(16)</sup>	ACC	2.00%	5.00%	n/a	1.60%	0.10%	<sup>(7)</sup>
	X3BHP <sup>(6) (16)</sup>	<sup>(6)</sup>	<sup>(16)</sup>	ACC	2.00%	5.00%	n/a	1.60%	0.10%	<sup>(7)</sup>

- (1) This Summary of Share Classes should not be relied upon as a substitute for reading the Prospectus.
- (2) ACC = accumulating / D = distribution.
- (3) The management fee actually payable will be disclosed in the respective annual or semi-annual report.
- (4) Class DA, DAP, DAH, DAHP, DB, DBP, DBH and DBHP Shares may only be acquired by investors under an approved discretionary asset management agreement with a subsidiary of Credit Suisse Group AG. Class DA, DAP, DAH, DB, DBH and DBHP Shares may also be acquired by institutional investors under an approved agreement with a subsidiary of Credit Suisse Group AG. The agreements that are eligible for these Share Classes are determined by the Management Company.
- (5) Class DA, DAH, DB and DBH Shares are not subject to a management fee but only to a management service fee, payable by the Company to the Management Company, covering all fees and expenses as described in Chapter 9, "Expenses and Taxes", of not more than 0.35% p.a. Additional fees will be charged directly to the investor, upon the conditions of the separate agreement entered into between the investor and the relevant entity of Credit Suisse Group AG.
- (6) The Company may decide on the issue of Class AH, AHP, BH, BHP, CAH, CAHP, CBH, CBHP, DAH, DAHP, DBH, DBHP, EAH, EAHP, EBH, EBHP, IAH, IAHP, IAH25, IAHP25, IBH, IBHP, IBH25, IBHP25, MAH, MAHP, MBH, MBHP, SAH, SAHP, SBH, SBHP, UAH, UAH500, UAHP, UAHP500, UBH, UBH500, UBHP, UBHP500, UXAHP, UXAHP, UXBH, UXBHP, X1AH, X1AHP, X1BH, X1BHP, X2AH, X2AHP, X2BH, X2BHP, X3AHP, X3BHP and X3BHP Shares in any freely convertible currencies as well as on their Initial Offering price at any time. Shareholders have to check with the agents mentioned in Chapter 14, "Information for Shareholders", if Shares of Class AH, AHP, BH, BHP, CAH, CAHP, CBH, CBHP, DAH, DAHP, DBH, DBHP, EAH, EAHP, EBH, EBHP, IAH, IAHP, IAH25, IAHP25, IBH, IBHP, IBH25, IBHP25, MAH, MAHP, MBH, MBHP, SAH, SAHP, SBH, SBHP, UAH, UAH500, UAHP, UAHP500, UBH, UBH500, UBHP, UBHP500, UXAHP, UXAHP, UXBH, UXBHP, X1AH, X1AHP, X1BH, X1BHP, X2AH, X2AHP, X2BH, X2BHP, X3AHP, X3BHP and X3BHP have been issued in additional currencies in the meantime before submitting a subscription application.
- With Share Classes AH, AHP, BH, BHP, CAH, CAHP, CBH, CBHP, DAH, DAHP, DBH, DBHP, EAH, EAHP, EBH, EBHP, IAH, IAHP, IAH25, IAHP25, IBH, IBHP, IBH25, IBHP25, MAH, MAHP, MBH, MBHP, SAH, SAHP, SBH, SBHP, UAH, UAH500, UAHP, UAHP500, UBH, UBH500, UBHP, UBHP500, UXAHP, UXAHP, UXBH, UXBHP, X1AH, X1AHP, X1BH, X1BHP, X2AH, X2AHP, X2BH, X2BHP, X3AHP, X3BHP and X3BHP the risk of an overall depreciation of the Subfund's Reference Currency against the Alternate Currency of the Share Classes is reduced significantly by hedging the Net Asset Value of the respective Share Classes AH, AHP, BH, BHP, CAH, CAHP, CBH, CBHP, DAH, DAHP, DBH, DBHP, EAH, EAHP, EBH, EBHP, IAH, IAHP, IAH25, IAHP25, IBH, IBHP, IBH25, IBHP25, MAH, MAHP, MBH, MBHP, SAH, SAHP, SBH, SBHP, UAH, UAH500, UAHP, UAHP500, UBH, UBH500, UBHP, UBHP500, UXAHP, UXAHP, UXBH, UXBHP, X1AH, X1AHP, X1BH, X1BHP, X2AH, X2AHP, X2BH, X2BHP, X3AHP, X3BHP and X3BHP – calculated in the Subfund's Reference Currency – against the respective Alternate Currency by means of forward foreign exchange transactions.
- The Net Asset Value of the Shares of these Alternate Currency Classes does not develop in the same way as that of the Share Classes issued in the Reference Currency.
- (7) The details to the performance fee are set out in Chapter 23, "Subfunds".
- (8) Class EA, EAP, EAH, EAHP, EB, EBP, EBH, EBHP, MA, MAP, MAH, MAHP, MB, MBP, MBH and MBHP Shares may only be acquired by institutional investors.
- (9) Class UA, UAP, UAH, UAHP, UA500, UAH500, UAP500, UAHP500, UB, UBP, UBH, UBHP, UB500, UBH500, UBP500 and UBHP500 Shares are exclusively reserved for investors who subscribe Shares of this Class via a financial intermediary domiciled in the United Kingdom or the Netherlands, or who have concluded a written agreement with a financial intermediary which explicitly provides for the acquisition of trailer fee-free classes, or who subscribe for Shares of this Class pursuant to a written asset management agreement with an independent asset manager carrying on business in the European Economic Area, Latin America or the Middle East, and whose conduct is regulated by a recognised financial services regulator in their place of business.
- (10) The Company does not intend to enter into forward currency contracts to hedge the exchange-rate risks relating to these Alternate Currency Classes. These Classes may be issued in any additional freely convertible currencies as well as on their initial offering price at any time.
- (11) Class SA, SAP, SAH, SAHP, SB, SBP, SBH and SBHP Shares may be created at the inception of a Subfund and serve as seeding Share Classes. They may be subject to a certain minimum raised volume during the subscription period prior to inception, set at the discretion of the Management Company.
- (12) Class CA, CAP, CAH, CAHP, CB, CBP, CBH and CBHP Shares may be offered for distribution in Italy through certain distributors and/or financial intermediaries domiciled in Italy.
- (13) Class DAP, DAHP, DBP and DBHP Shares are not subject to a management fee but only to a management service fee, payable by the Company to the Management Company, covering all fees and expenses as described in Chapter 9, "Expenses and Taxes", of not more than 0.35% p.a. and a performance fee, payable to the Management Company, if applicable. Additional fees will be charged directly to the investor, upon the conditions of the separate agreement entered into between the investor and the relevant entity of Credit Suisse Group AG.
- (14) The Company may decide on the issue of Class AH, AHP, BH, BHP, CAH, CAHP, CBH, CBHP, DAH, DAHP, DBH, DBHP, EAH, EAHP, EBH, EBHP, IAH, IAHP, IAH25, IAHP25, IBH, IBHP, IBH25, IBHP25, MAH, MAHP, MBH, MBHP, SAH, SAHP, SBH, SBHP, UAH, UAH500, UAHP, UAHP500, UBH, UBH500, UBHP, UBHP500, UXAHP, UXAHP, UXBH, UXBHP, X1AH, X1AHP, X1BH, X1BHP, X2AH, X2AHP, X2BH, X2BHP, X3AHP, X3BHP and X3BHP Shares in any additional freely convertible currencies as well as on their Initial Offering price at any time. Shareholders have to check with the agents mentioned in Chapter 14, "Information for Shareholders" (registered office of the Company, paying agent, information agent and Distributors) if Shares of Class AH, AHP, BH, BHP, CAH, CAHP, CBH, CBHP, DAH, DAHP, DBH, DBHP, EAH, EAHP, EBH, EBHP, IAH, IAHP, IAH25, IAHP25, IBH, IBHP, IBH25, IBHP25, MAH, MAHP, MBH, MBHP, SAH, SAHP, SBH, SBHP, UAH, UAH500, UAHP, UAHP500, UBH, UBH500, UBHP, UBHP500, UXAHP, UXAHP, UXBH, UXBHP, X1AH, X1AHP, X1BH, X1BHP, X2AH, X2AHP, X2BH, X2BHP, X3AHP, X3BHP and X3BHP have been issued in additional currencies in the meantime before

submitting a subscription application. With Share Classes AH, AHP, BH, BHP, CAH, CAHP, CBH, CBHP, DAH, DAHP, DBH, DBHP, EAH, EAHP, EBH, EBHP, IAH, IAHP, IAH25, IAHP25, IBH, IBHP, IBH25, IBHP25, MAH, MAHP, MBH, MBHP, SAH, SAHP, SBH, SBHP, UAH, UAH500, UAHP, UAHP500, UBH, UBH500, UBHP, UBHP500, UAH, UAH500, UAHP, UAHP500, UBH, UBH500, UBHP, UBHP500, UXAH, UXAHP, UXBH, UXBHP, X1AH, X1AHP, X1BH, X1BHP, X2AH, X2AHP, X2BH, X2BHP, X3AHP, X3BH and X3BHP, the risk generated by the exposure to the different investment currencies is hedged against the currency of the respective Share Class. The Net Asset Value of the Shares of these Alternate Currency Classes does not develop in the same way as that of the Share Classes issued in the Reference Currency.

- (15) The FX hedging fee actually payable will be disclosed in the respective annual or semi-annual report.
- (16) Class X1A, X1AP, X1AH, X1AHP, X1B, X1BP, X1BH, X1BHP, X2A, X2AP, X2AH, X2AHP, X2B, X2BP, X2BH, X2BHP, X3A, X3AP, X3AH, X3AHP, X3B, X3BP, X3BH and X3BHP Shares may be offered for distribution in certain countries through certain distributors and/or financial intermediaries at the discretion of the Management Company. The initial minimum investment and holding amount will be defined separately between the distributor and/or financial intermediary and the Management Company, at the sole discretion of the Management Company.
- (17) Class UXA, UXAH, UXB and UXBH Shares are trailer fee-free and may be offered for distribution through certain digital platforms selected at the discretion of the Management Company and which shall be duly licensed for their activities. The initial minimum investment and holding amount will be defined separately between the digital platform and the Management Company, at the sole discretion of the Management Company. Class UXA, UXAH, UXB and UXBH Shares are, in addition to the Management Fee, subject to a Management Service Fee, payable by the Company to the Management Company covering all fees and expenses as described in Chapter 9, "Expenses and Taxes", other than the Management Fee, of not more than 0.35% p.a.
- (18) Class UXAP, UXAHP, UXBP and UXBHP Shares are trailer fee-free and may be offered for distribution through certain digital platforms selected at the discretion of the Management Company and which shall be duly licensed for their activities. The initial minimum investment and holding amount will be defined separately between the digital platform and the Management Company, at the sole discretion of the Management Company. Class UXAP, UXAHP, UXBP and UXBHP Shares are, in addition to the Management Fee, subject to a Management Service Fee, payable by the Company to the Management Company covering all fees and expenses as described in Chapter 9, "Expenses and Taxes", other than the Management Fee, of not more than 0.35% p.a. and a performance fee, payable to the Management Company, if applicable.

### 3. The Company

The Company is an undertaking for collective investment in transferable securities in the legal form of an investment company with variable capital (société d'investissement à capital variable, SICAV) subject to Part I of the Law of December 17, 2010 on undertakings for collective investment ("Law of December 17, 2010") transposing Directive 2009/65/EC of the European Parliament and of the Council of July 13, 2009 on the coordination of laws, regulations and administrative provisions relating to undertakings for collective investment in transferable securities. The Company was originally established under the designation of Credit Suisse SICAV One (Lux) on February 5, 2007.

The Company has appointed Credit Suisse Fund Management S.A. as the management company ("Management Company"). In this capacity, the Management Company acts as investment manager, administrator and distributor of the Company's Shares. The Management Company has delegated the above-mentioned tasks as follows:

Tasks relating to investment advice are performed by the investment managers ("Investment Managers") named in Chapter 23, "Subfunds", and administrative tasks are performed by Credit Suisse Fund Services (Luxembourg) S.A.

The Company is registered with the Luxembourg Trade and Companies Register (registre de commerce et des sociétés) under no. B 124 019. Its articles of incorporation ("Articles of Incorporation") were first published in the *Mémorial, Recueil des Sociétés et Associations* on February 14, 2007. The last amendments of the Articles of Incorporation took place on 20 September 2018 and were published in the *Recueil Electronique des Sociétés et Associations* ("RESA"). The legally binding version is deposited with the Trade and Companies Register. All amendments of the Articles of Incorporation will be announced in accordance with Chapter 14, "Information for Shareholders", and becomes legally binding for all shareholders ("Shareholders") subsequent to their approval by the general meeting of Shareholders. The share capital of the Company corresponds to the total net asset value of the Company and shall at any time exceed EUR 1,250,000.

The Company has an umbrella structure and therefore consists of at least one subfund (a "Subfund"). Each Subfund represents a portfolio containing different assets and liabilities and is considered to be a separate entity in relation to the Shareholders and third parties. The rights of Shareholders and creditors concerning a Subfund or which have arisen in relation to the establishment, operation or liquidation of a Subfund are limited to the assets of that Subfund. No Subfund will be liable with its assets for the liabilities of another Subfund.

The board of directors of the Company ("Board of Directors") may at any time establish new Subfunds with Shares having similar characteristics to the Shares in the existing Subfunds. The Board of Directors may at any time create and issue new classes ("Classes") or types of Shares within any Subfund. If the Board of Directors establishes a new Subfund and/or creates a new Class or type of Share, the corresponding details shall be set out in this Prospectus. A new Class or type of Share may have different characteristics than the currently existing Classes. The terms of any offering of new Shares shall be set out in Chapter 2, "Summary of Share Classes" and Chapter 23, "Subfunds".

The characteristics of each possible Share Class are further described in this Prospectus, in particular in Chapter 5, "Investment in CS Investment Funds 2", and in Chapter 2, "Summary of Share Classes".

The individual Subfunds shall be denominated as indicated in Chapter 2, "Summary of Share Classes" and Chapter 23, "Subfunds".

Information about the performance of the individual Share Classes of the Subfunds is contained in the Key Investor Document.

### 4. Investment Policy

The primary objective of the Company is to provide investors with an opportunity to invest in professionally managed portfolios. The assets of the Subfunds are invested, in accordance with the principle of risk diversification, in transferable securities and other assets as specified in Article 41 of the Law of December 17, 2010.

The investment objective and policy of the individual Subfunds are described in Chapter 23, "Subfunds". The assets of the individual Subfunds will be invested in accordance with the investment restrictions as stipulated by the Law of December 17, 2010 and set out in this Prospectus in Chapter 6, "Investment Restrictions".

**The investment objective for each Subfund is to maximize the appreciation of the assets invested. In order to achieve this, the Company shall assume a fair and reasonable degree of risk. However, in consideration of market fluctuations and other risks (see Chapter 7, "Risk Factors") there can be no guarantee that the investment objective of the relevant Subfunds will be achieved. The value of investments may go down as well as up and investors may not recover the value of their initial investment.**

#### Reference Currency

The reference currency is the currency in which the performance and the net asset value of the Subfunds are calculated ("Reference Currency"). The Reference

Currencies of the individual Subfunds are specified in Chapter 2, "Summary of Share Classes".

#### Ancillary Liquid Assets

The Subfunds may hold ancillary liquid assets within a limit of 20% of their total net assets. Subject to any additional restrictions as specified in Chapter 23 "Subfunds", the above mentioned 20% limit may only be temporarily breached for a period of time strictly necessary when, because of exceptionally unfavourable market conditions, circumstances so require and where such breach is justified having regard to the interests of the investors, for instance in highly serious circumstances. Liquid assets held to cover exposure to financial derivative instruments do not fall under this restriction. Bank deposits, money market instruments or money market funds that meet the criteria of Article 41(1) of the Law of December 17, 2010 are not considered to be included in the ancillary liquid assets under Article 41(2) b) of the Law of December 17, 2010. Ancillary liquid assets are limited to bank deposits at sight, such as cash held in current accounts with a bank accessible at any time, in order to cover current or exceptional payments, or for the time necessary to reinvest in eligible assets provided under Article 41(1) of the Law of December 17, 2010 or for a period of time strictly necessary in case of unfavourable market conditions.

#### Sustainable Investing

Sustainable Investing refers to the process of pursuing a dedicated sustainable investing strategy when taking investment decisions. Subfunds following a sustainable investing approach integrate environmental, social and governance information ("**ESG Factors**") into the investment decision-making process to make better informed investment decisions or to target specific sustainable investment objectives often expressed as the alignment with one or more of the United Nations Sustainable Development Goals. Depending on the overall investment strategy and investment universe of the Subfund, the importance of and focus on individual ESG Factors varies.

Regulatory requirements surrounding Sustainable Investing are evolving and might change in the future. When there will be legislative changes, the Prospectus will be updated accordingly. Additionally, new methods arise and availability of data is constantly improving. This might have an impact on the implementation, monitoring and reporting of ESG Factors as described in this Prospectus. Investors should read and consider the risks factor entitled "Sustainability Risk" and "Sustainable Investing Risks" in Chapter 7, "Risk Factors", before investing in Subfunds applying a sustainable investing approach.

For Subfunds which do not apply a sustainable investing approach or a dedicated ESG investment strategy, sustainability is neither the objective, nor a mandatory part of the investment process. In particular, the underlying investments of the Subfunds do not take into account the EU criteria for environmentally sustainable economic activities as defined under the Taxonomy Regulation (EU) 2020/852. These Subfunds do not consider principal adverse impacts on sustainability factors for the purpose of article 7 of the Sustainable Finance Disclosure Regulation (SFDR, Regulation (EU) 2019/2088).

#### Credit Suisse Asset Management Sustainable Investing Policy

Credit Suisse Asset Management ("CSAM") has a Sustainable Investing Policy that directs and governs activities related to sustainable investing. The Management Company and the Investment Manager apply the CSAM Sustainable Investing Policy to the following Subfunds:

- Credit Suisse (Lux) Asia Pacific Income Equity Fund (Art 8)
- Credit Suisse (Lux) Digital Health Equity Fund (Art 8)
- Credit Suisse (Lux) Edutainment Equity Fund (Art 9)
- Credit Suisse (Lux) Energy Evolution Equity Fund (Art 8)
- Credit Suisse (Lux) Environmental Impact Equity Fund (Art 9)
- Credit Suisse (Lux) European Dividend Plus Equity Fund (Art 8)
- Credit Suisse (Lux) European Entrepreneur Equity Fund (Art 8)
- Credit Suisse (Lux) Eurozone Quality Growth Equity Fund (Art 8)
- Credit Suisse Investment Partners (Lux) Global Balanced Convertible Bond Fund (Art 8)
- Credit Suisse (Lux) Global Dividend Plus Equity Fund (Art 8)
- Credit Suisse (Lux) Infrastructure Equity Fund (Art 8)
- Credit Suisse (Lux) Robotics Equity Fund (Art 8)
- Credit Suisse (Lux) Security Equity Fund (Art 8)
- Credit Suisse (Lux) Small and Mid Cap Alpha Long/Short Fund (Art 8)
- Credit Suisse (Lux) Small and Mid Cap Germany Equity (Art 8)
- Credit Suisse (Lux) Small Cap Switzerland Equity Fund (Art 8)
- Credit Suisse (Lux) Systematic Index Fund Balanced CHF (Art 8)
- Credit Suisse (Lux) Systematic Index Fund Growth CHF (Art 8)
- Credit Suisse (Lux) Systematic Index Fund Yield CHF (Art 8)
- Credit Suisse (Lux) Thematic Opportunities Equity Fund (Art 8)

The implementation of the CSAM Sustainable Investing Policy in the investment process is documented and monitored accordingly by the Management Company and the Investment Manager. A dedicated CSAM sustainable investing team is the owner of the CSAM Sustainable Investing Policy and supports the Management



Company and the relevant Investment Manager in the implementation of this policy.

The CSAM Sustainable Investing Policy defines how to integrate ESG Factors into various steps of the investment process by guiding investment teams to identify sustainability related opportunities, to reduce Sustainability Risks (see definition in Chapter 7 "Risk Factors") and to consider principal adverse impacts. The CSAM Sustainable Investing Policy consists of the following primary approaches:

1. **ESG Exclusions:** CSAM has defined the following three categories of ESG Exclusions:

- **Norms-based Exclusions:** Categorical exclusion of companies that fail to comply with international treaties on controversial weapons such as the 'Convention on Cluster Munitions', the 'Chemical Weapons Convention', the 'Biological Weapons Convention', the 'Treaty on the Non-Proliferation of Nuclear Weapons' (NPT), including companies that are recommended for exclusions by the Swiss Association for Responsible Investments (SVVK-ASIR) in respect to APM (anti-personnel mines), Cluster Munitions and Nuclear Weapons (outside of NPT).
- **Values-based Exclusions:** Companies that derive a significant portion of their revenue from controversial business activities. Relevant business activities and applicable revenue thresholds are defined individually. Exclusion criteria may be adjusted over time by refining the CSAM Sustainable Investing Policy.
- **Business-conduct Exclusions:** Companies found to (1) systematically violate international norms, (2) where the breaches are particularly severe, or (3) where management is not open to implementing the necessary reforms, are put on a watchlist and may be decided to be excluded from the firm-wide investment universe. Exclusions are considered as a last resort. Instead, engaging with investee companies is supposed to have a higher impact to prevent future breaches. Companies that are able and willing to take action may be subject to a period of engagement in which Credit Suisse, together with company management, agree on targets and timelines for improvement.

CSAM applies the Norms-based Exclusions, Values-based Exclusions, and Business-conduct Exclusions for direct fixed income and listed equity investments.

- **Additional investment restrictions based on labels and standards:** Subfunds may apply additional exclusions or rules depending on certain ESG-related labels they obtained or other ESG-related market-specific or industry-wide standards they follow. Such additional investment restrictions, if any, are stated in the document labelled 'Sustainability-related disclosures', which is available online at: [www.credit-suisse.com/fundsearch](http://www.credit-suisse.com/fundsearch) in the section 'documents' of a specific Subfund. Provided that such additional exclusions or rules do not result in any change to the investment objective and policy of the relevant Subfund as specified in this Prospectus, such changes shall be initiated without further notice to the Shareholders other than the information posted on the website of CSAM at [www.credit-suisse.com/fundsearch](http://www.credit-suisse.com/fundsearch). When these changes, however, result in a change to a Subfund's investment objective and/or policy, Shareholders will be informed by means of a notice as described in Chapter 14, "Information for Shareholders".

**Further specifications** on the ESG Exclusions, including those related to specific ESG labels or ESG-related market-specific or industry-wide standards, can be found online at: [www.credit-suisse.com/esg](http://www.credit-suisse.com/esg). Please note that these ESG Exclusion criteria may evolve over time.

2. **Investing with a Sustainability Objective and/or ESG Integration:**

Investing with a Sustainability Objective means that CSAM implements investment strategies that allocate capital to investments that address environmental and/or societal challenges and meet a sustainable investment objective. The sustainable investment objective is achieved through a dedicated investment process focusing on investments in themes and sectors whose economic activities address specific ESG challenges. Typically, this means investing in companies or strategies that address one or more of the United Nations Sustainable Development Goals. Subfunds that follow a Sustainable Objective provide more details in the SFDR Annex of this Prospectus.

ESG Integration means considerations of ESG Factors at various steps of the investment process by combining financial information with ESG related information to make better informed investment decisions. The ESG Integration technique varies by asset class, investment style, and availability of ESG data.

3. **Active Ownership:** All Subfunds subject to CSAM Sustainable Investing Policy are covered by CSAM's centralized active ownership approach

- **Engagement:** CSAM may opt for meetings with the board of directors, executive management members and/or investor relations teams of the respective investee company. Engagement activities are based on business-conduct and/or materiality analyses performed by CSAM in line with CSAM's fiduciary duty. These analyses are carried out by the

centralized CSAM Active Ownership team and include holdings across all investment funds managed by Credit Suisse Asset Management (Schweiz) AG, which include the Subfunds' holdings. Those analyses follow therefore a top down approach based on priorities defined at CSAM centrally. This means that, at Subfund level, the number of engagements can vary between reporting periods and can range from zero to a few or many engagements.

- **Exercise of voting rights:** CSAM considers the exercise of voting rights a key element in bearing stewardship responsibilities for Subfund's assets. Voting serves CSAM in the escalation of issues and the expression of concerns and opinions. In order to facilitate well-grounded voting decisions, CSAM relies on several sources of information. To cover the extensive scope of investee companies, CSAM may utilize the services of external proxy advisors, where appropriate. Vote recommendations of proxy advisors serve as one source, among others, within CSAM's decision-making process on voting topics and supplements CSAM's internal research. CSAM ensures effective and efficient voting processes and controls by focusing on investments that are material to it as explained in the Active Ownership section at: [www.credit-suisse.com/esg](http://www.credit-suisse.com/esg).

More information about the application of the CSAM Sustainable Investing Policy as well as further details on sustainable investing per Subfund are available online at [www.credit-suisse.com/esg](http://www.credit-suisse.com/esg) and in the SFDR Annex of this Prospectus.

### CS SFDR Sustainable Investment Methodology

SFDR Sustainable Investments, as per Art. 2(17) SFDR, are investments that contribute to an environmental or social objective, provided that such investments do no significant harm to any other environmental or social objectives and follow good governance practices.

Credit Suisse ("CS") has defined a quantitative methodology to identify investments which qualify as SFDR Sustainable Investments. In addition, CS may classify investments as SFDR Sustainable Investments based on a qualitative case-by-case assessment.

#### Quantitative Methodology for equity and fixed income investments

A SFDR Sustainable Investment needs to meet all the following three conditions.

1. **Contribution to environmental or social objective**

To meet the condition to contribute to an environmental or social objective, CS will either consider:

- Investments that generate revenues above a defined threshold from products and services that contribute to an environmental objective or social objective,
- Investments that have an approved commitment to carbon reduction and show sufficient evidence of carbon reduction in their carbon emission intensity, or
- Investments in securities whose proceeds pursue a predefined environmental or social objective (e.g. green bonds).

2. **No significant harm**

SFDR Sustainable Investments may not significantly harm any environmental or social objectives (DNSH). To assess the DNSH condition, CSAM makes use of PAI indicators and further indicators from CSAM ESG Exclusion framework. CSAM has defined a set of criteria and thresholds to determine if an investment passes the DNSH condition.

3. **Good governance practice**

CSAM evaluates the investments' governance and overall ESG performance to assess good governance. These measures provide a holistic view of investments' ability to sustainably manage resources, including human capital, ensure operational integrity based on strong management practices and comply with applicable norms, including tax laws.

#### Limitations of Quantitative Methodology

The methodology to identify SFDR Sustainable Investments makes use of ESG data which may not be reliable or in certain cases not available from underlying investments. To address shortcomings of the quantitative methodology, a qualitative case-by-case assessment to classify an investment as SFDR Sustainable Investment may be applied. Good Governance practice may not be assessed for investments in securities issued by sovereigns or supranational entities.

Please note, the criteria of the CS SFDR Sustainable Investment Methodology may change over time. More information and specific thresholds are available online at [www.credit-suisse.com/esg](http://www.credit-suisse.com/esg).

#### Securities Lending

Subject to the investment restrictions set out below, a Subfund may from time to time enter into securities lending transactions for the purpose of efficient portfolio management. The decision to enter into securities lending transactions (or to stop securities lending transactions, temporarily or permanently) will be made on the

basis of costs and benefits analysis carried out in the best interest of the shareholders of the relevant Subfunds (e.g., at the occasion of large subscriptions or redemptions).

Securities lending transactions consist in transactions whereby a lender transfers securities or instruments to a borrower, subject to a commitment that the borrower will return equivalent securities or instruments on a future date or when requested to do so by the lender, such transaction being considered as securities lending for the party transferring the securities or instruments and being considered as securities borrowing for the counterparty to which they are transferred. Securities lending transactions entail a transfer of ownership of the relevant securities to the borrower. As a consequence, these securities are no longer subject to safekeeping and oversight by the Depositary Bank. Conversely, any collateral transferred under a title transfer arrangement would become subject to the usual safekeeping and oversight by the Depositary Bank of the Company.

The Subfunds may enter into securities lending transactions only in respect of eligible assets under the Law of December 17, 2010 which fall within their investment policies.

In respect to securities lending revenues, the gross income generated by the transactions is credited for 70% to the participating Subfunds and for 30% to the securities lending principal in these transactions. The legal entity acting as securities lending principal on behalf of the Subfunds is an affiliate of Credit Suisse Group, i.e. Credit Suisse (Schweiz) AG or Credit Suisse AG.

The Management Company does not receive any of the securities lending revenue. The proportion of the assets held by a Subfund that may be subject to securities lending transactions is generally expected to range between 0% and 30% of that Subfund's Net Asset Value. The proportion within that range of 0%-30% will fluctuate subject to market demand and supply considerations. More specifically there might be temporary increased hedging activity from market participants borrowing securities in order to protect downside risk on investments under unusual market conditions or seasonal effects impacting the utilization (e.g., reduced supply during corporate action season as individual lenders may recall equities during the annual general meeting period). Unless otherwise specified in Chapter 23, "Subfunds", in case of a particularly strong market demand for certain types of securities held by the Subfund at any given time, this proportion may on an opportunistic and temporary basis be increased up to a maximum of 70% of that Subfund's Net Asset Value, depending also on the Subfund's liquidity profile and anticipated liquidity needs.

The Subfunds will ensure that the volume of the securities lending transactions is kept at an appropriate level or that it is entitled to request the return of the securities lent in a manner that enables it, at all times, to meet its redemption obligations. The counterparties to efficient portfolio management techniques should be subject to prudential supervision rules considered by the CSSF as equivalent to those prescribed by EU law.

The risk exposure to the counterparty arising from securities lending transactions and OTC financial derivative instruments should be combined when calculating the counterparty risk limits foreseen under Chapter 6.4) a) "Investment Restrictions". The counterparty risk may be disregarded provided that the value of the collateral valued at market price, taking into account appropriate haircuts, exceeds the value of the amount exposed to risk.

The Subfunds will ensure that its counterparty delivers collateral in the form of assets (cash and non-cash collateral) compliant with the applicable Luxembourg regulations and in line with the requirements foreseen under "Collateral Policy" in Chapter 19, "Regulatory Disclosure".

Appropriate haircuts on the collateral value are applied in accordance with the Risk Management Process of the Management Company.

#### **Total Return Swaps**

A total return swap ("TRS") is an OTC derivative contract in which one counterparty (the total return payer) transfers the total economic performance, including income from interest and fees, gains and losses from price movements, and credit losses, of a reference obligation to another counterparty (the total return receiver). Total return swaps can be either funded or unfunded.

The Subfunds may from time to time enter into total return swap transactions for the purpose of efficient portfolio management and, when applicable, as part of their respective investment policies as described in Chapter 23, "Subfunds". The Subfunds will get 100 % of the net revenues generated from total return swaps after deduction of costs, including in particular transaction fees and costs for collateral paid to the swap counterparty. For unfunded total return swaps, such transaction fees are typically paid under the form of an agreed interest rate, which may be either fixed or floating. For funded total return swaps, the Subfund will make an upfront payment of the notional amount of the total return swap, typically with no further periodic transaction costs. A partially funded total return swap combines the characteristics and cost profile of both funded and unfunded total return swaps, in the relevant proportions. Costs for collateral typically take the form of a periodic fixed payment, depending on the amounts and frequency of collateral being exchanged. Information on costs and fees incurred by each Subfund in this respect, as well as the identity of the entities to which such costs and fees are

paid and any affiliation they may have with the Management Company, if applicable, will be available in the semi-annual and annual reports.

The Subfunds will receive cash and non-cash collateral for total return swap transactions, in accordance with the Company's collateral policy as further described in Chapter 19, "Regulatory Disclosure". The collateral received will be valued mark-to-market on a daily basis, as is common industry standard, and in accordance with Chapter 8 "Net Asset Value". The collateral received will be adjusted on a daily basis. The collateral received will be held in a separate collateral account and is therefore segregated from the other assets of the Subfund.

The Subfunds may only enter into TRS in respect of eligible assets under the Law of December 17, 2010 which fall within their investment policies.

The Subfunds may only enter into total return swap transactions through a regulated first class financial institution of any legal form with a minimum credit rating of investment grade quality specialised in this type of transaction which has its registered office in one of the OECD countries.

The Subfunds may use total returns swaps where further specified in Chapter 23, "Subfunds".

#### **Other Securities Financing Transactions**

Apart from securities lending transactions and TRS, the Subfunds do not intend to make use of the other securities financing transactions ("SFTs") covered by Regulation (EU) 2015/2365 of 25 November 2015 on transparency of securities financing transactions and of reuse and amending Regulation (EU) No 648/2012.

#### **Collective Management of Assets**

For the purpose of efficient management of the Company and where the investment policies so permit, the Company's Board of Directors may opt to manage all or part of the assets of certain Subfunds in common. Assets so managed shall be referred to hereinafter as a "pool". Such pools are created solely for internal management purposes and do not constitute a separate legal entity. Therefore, they cannot be directly accessed by investors. Each of the jointly managed Subfunds shall remain entitled to its own specific assets. The assets jointly managed in the pools may be divided and transferred to all the participating Subfunds at any time.

If the assets of several Subfunds are pooled in order to be managed jointly, a written record is kept of that portion of the assets in the pool which can be allocated to each of the Subfunds concerned, with reference to the Subfund's original share in this pool. The rights of each participating Subfund to the jointly managed assets shall relate to each individual position in the respective pool. Additional investments made for the jointly managed Subfunds shall be allocated to these Subfunds in an amount proportionate to their participation while assets, which have been sold, shall be deducted from each participating Subfund's assets accordingly.

#### **Cross-investments between Subfunds of the Company**

The Subfunds of the Company may, subject to the conditions provided for in the Law of December 17, 2010, in particular Article 41, subscribe, acquire and/or hold securities to be issued or issued by one or more Subfunds of the Company under the following conditions:

- the target Subfund does not, in turn, invest in the Subfund invested in this target Subfund; and
- no more than 10% of the assets of the target Subfund whose acquisition is contemplated may be invested in aggregate in shares of other target Subfunds of the Company; and
- voting rights, if any, attaching to the relevant securities are suspended for as long as they are held by the Subfund concerned and without prejudice to the appropriate processing in the accounts and the periodic reports; and
- in any event, for as long as these securities are held by the Company, their value will not be taken into consideration for the calculation of the net assets of the Company for the purposes of verifying the minimum threshold of the net assets imposed by the Law of December 17, 2010.

## **5. Investment in CS Investment Funds 2**

### **i. General Information on the Shares**

Each Subfund may issue Shares of Classes A, AP, AH, AHP, B, BP, BH, BHP, CA, CAP, CAH, CAHP, CB, CBP, CBH, CBHP, DA, DAP, DAH, DAHP, DB, DBP, DBH, DBHP, EA, EAP, EAH, EAHP, EB, EBP, EBH, EBHP, IA, IAP, IAH, IAH, IAH25, IAH25, IAH25, IAH25, IB, IBP, IBH, IBHP, IB25, IBP25, IBH25, IBHP25, MA, MAP, MAH, MAHP, MB, MBP, MBH, MBHP, SA, SAP, SAH, SAHP, SB, SBP, SBH, SBHP, UA, UAP, UAH, UAHP, UA500, UAH500, UAP500, UAHP500, UB, UBP, UBH, UBHP, UB500, UBH500, UBP500, UBHP500, UX, UXAH, UXAP, UXAH, UXB, UXBH, UXBP, UXBHP, X1A, X1AP, X1AH, X1AHP, X1B, X1BP, X1BH, X1BHP, X2A, X2AP, X2AH, X2AHP, X2B, X2BP, X2BH, X2BHP, X3A, X3AP, X3AH, X3AHP, X3B, X3BP, X3BH and X3BHP. The Share Classes which are issued within each Subfund, together with the related fees and sales charges as well as the Reference Currency

are set out in Chapter 2, "Summary of Share Classes". A redemption fee will not be charged.

In addition, certain other fees, charges and expenses shall be paid out of the assets of the Subfunds. For further information, see Chapter 9, "Expenses and Taxes".

All Share Classes are only available in uncertificated form and will exist exclusively as book entries.

The Shares which make up each such Share Class will be either accumulating Shares or distribution Shares.

#### Accumulating Shares

Class B, BP, BH, BHP, CB, CBP, CBH, CBHP, DB, DBP, DBH, DBHP, EB, EBP, EBH, EBHP, IB, IBP, IBH, IBHP, IB25, IBP25, IBH25, IBHP25, MB, MBP, MBH, MBHP, SB, SBP, SBH, SBHP, UB, UBP, UBH, UBHP, UB500, UBH500, UBP500, UBHP500, UXB, UXBH, UXBP, UXBHP, X1B, X1BP, X1BH, X1BHP, X2B, X2BP, X2BH, X2BHP, X3B, X3BP, X3BH and X3BHP Shares are accumulating Shares. Details of the characteristics of accumulating Shares are included in Chapter 11, "Appropriation of Net Income and Capital Gains".

#### Distribution Shares

Class A, AP, AH, AHP, CA, CAP, CAH, CAHP, DA, DAP, DAH, DAHP, EA, EAP, EAH, EAHP, IA, IAP, IAH, IAHP, IA25, IAP25, IAH25, IAHP25, MA, MAP, MAH, MAHP, SA, SAP, SAH, SAHP, UA, UAP, UAH, UAHP, UA500, UAH500, UAP500, UAHP500, UXA, UXAH, UXAP, UXAHP, X1A, X1AP, X1AH, X1AHP, X2A, X2AP, X2AH, X2AHP, X3A, X3AP, X3AH and X3AHP Shares are a distributing Shares. Details of the characteristics of distribution Shares are included in Chapter 11, "Appropriation of Net Income and Capital Gains".

#### Share Classes dedicated to a specific type of Investors

Class DA, DAP, DAH, DAHP, DB, DBP, DBH and DBHP Shares may only be acquired by investors under an approved discretionary asset management agreement with a subsidiary of Credit Suisse Group AG. Class DA, DAP, DAH, DAHP, DB, DBP, DBH and DBHP Shares may also be acquired by institutional investors (according to Article 174 (2) c) of the Law of December 17, 2010) under an approved agreement with a subsidiary of Credit Suisse Group AG. The agreements that are eligible for these Share Classes are determined by the Management Company.

Where such approved discretionary asset management agreement or other approved agreement, as determined by the Management Company, has been terminated, Class DA, DAP, DAH, DAHP, DB, DBP, DBH and DBHP Shares held by the investor at that time shall be either compulsorily redeemed or, according to the request of investor, converted into another Share Class. Moreover, Class DA, DAP, DAH, DAHP, DB, DBP, DBH and DBHP Shares are not transferable without the Company's approval. Class DA, DAP, DAH, DAHP, DB, DBP, DBH and DBHP Shares are not subject to a management fee, but only to a management service fee, payable by the Company to the Management Company, covering all fees and expenses as described in Chapter 9, "Expenses and Taxes". Furthermore, DAP, DAHP, DBP and DBHP Shares are subject to a performance fee, payable to the Management Company, if applicable.

Class UA, UAP, UAH, UAHP, UA500, UAH500, UAP500, UAHP500, UB, UBP, UBH, UBHP, UB500, UBH500, UBP500 and UBHP500 Shares are exclusively reserved for investors who subscribe Shares of this Class via a financial intermediary domiciled in the United Kingdom or the Netherlands, or who have concluded a written agreement with a financial intermediary which explicitly provides for the acquisition of trailer fee-free classes, or who subscribe for Shares of this Class pursuant to a written asset management agreement with an independent asset manager carrying on business in the European Economic Area, Latin America or the Middle East, and whose conduct is regulated by a recognised financial services regulator in their place of business.

Class UA, UAP, UAH, UAHP, UB, UBP, UBH and UBHP Shares are subject to a sales charge and shall benefit from a reduced management fee as specified in Chapter 2, "Summary of Share Classes". Class UA500, UAH500, UAP500, UAHP500, UB500, UBH500, UBP500 and UBHP500 Shares are subject to initial minimum investment and holding requirements and, are subject to a sales charge and shall benefit from a reduced management fee as specified in Chapter 2, "Summary of Share Classes".

Class EA, EAP, EAH, EAHP, EB, EBP, EBH and EBHP Shares may only be acquired by institutional investors according to Article 174 (2) c) of the Law of December 17, 2010. Class EA, EAP, EAH, EAHP, EB, EBP, EBH and EBHP Shares benefit from the reduced management fee and sales charge as specified in Chapter 2, "Summary of Share Classes".

Class MA, MAP, MAH, MAHP, MB, MBP, MBH and MBHP Shares may only be acquired by institutional investors according to Article 174 (2) c) of the Law of December 17, 2010. Class M and W Shares are subject to initial investment and holding requirements and benefit from the reduced management fee and sales charge as specified in Chapter 2, "Summary of Share Classes".

Class SA, SAP, SAH, SAHP, SB, SBP, SBH, and SBHP Shares may be created at the inception of a Subfund and serve as seeding Share Classes. They may be subject to a certain minimum raised volume during the subscription period prior to inception, set at discretion of the Management Company. These types of Share Classes may be subject to initial minimum investment and holding requirements and benefit from a reduced management fee and sales charge as specified in Chapter 2, "Summary of Share Classes". The Share Class remains open to subscriptions until any of the following events occurs: (i) certain period of time set by the Management Company has elapsed, (ii) the Subfund has reached a critical size in terms of assets under management determined by the Management Company or (iii) the Management Company decides on the basis of reasonable grounds to cease the offering of the Share Class. Notice on the closing of the seeding Share Classes shall be published as described in Chapter 14, "Information to Shareholders".

Class CA, CAP, CAH, CAHP, CB, CBP, CBH and CBHP Shares may be offered for distribution in Italy through certain distributors and/or financial intermediaries domiciled in Italy. These types of Share Classes are subject to a management fee and additional distribution fee as specified in Chapter 2, "Summary of Share Classes", whereas no sales charge is applicable.

Class UXA, UXAH, UXAP, UXAHP, UXB, UXBP, UXBH and UXBHP Shares are trailer fee-free and may be offered for distribution through certain digital platforms selected at the discretion of the Management Company and which shall be duly licensed for their activities. The initial minimum investment and holding amount will be defined separately between the digital platform and the Management Company, at the sole discretion of the Management Company.

Furthermore, UXAP, UXAHP, UXBP and UXBHP Shares are subject to a performance fee, payable to the Management Company, if applicable.

Class X1A, X1AP, X1AH, X1AHP, X1B, X1BP, X1BH, X1BHP, X2A, X2AP, X2AH, X2AHP, X2B, X2BP, X2BH, X2BHP, X3A, X3AP, X3AH, X3AHP, X3B, X3BP, X3BH and X3BHP Shares may be offered for distribution in certain countries through certain distributors and/or financial intermediaries at the discretion of the Management Company. The initial minimum investment and holding amount will be defined separately between the distributor and/or financial intermediary and the Management Company, at the sole discretion of the Management Company.

#### Minimum Holding

Class IA, IAP, IAH, IAHP, IA25, IAP25, IAH25, IAHP25, IB, IBP, IBH, IBHP, IB25, IBP25, IBH25, IBHP25, MA, MAP, MAH, MAHP, MB, MBP, MBH, MBHP, SA, SAP, SAH, SAHP, SB, SBP, SBH, SBHP, UA500, UAH500, UAP500, UAHP500, UB500, UBH500, UBP500 and UBHP500 Shares may be subject to an initial minimum investment and holding amount and benefit from reduced management fees and sales charges (if applicable) as specified in Chapter 2, "Summary of Share Classes".

#### Hedged Share Classes

Depending on the Subfund, Class AH, AHP, BH, BHP, CAH, CAHP, CBH, CBHP, DAH, DAHP, DBH, DBHP, EAH, EAHP, EBH, EBHP, IAH, IAHP, IA25, IAHP25, IBH, IBHP, IBH25, IBHP25, MAH, MAHP, MBH, MBHP, SAH, SAHP, SBH, SBHP, UAH, UAHP, UAH500, UAHP500, UBH, UBHP, UBH500, UBHP500, UXAH, UXAHP, UXBH, UXBHP, X1AH, X1AHP, X1BH, X1BHP, X2AH, X2AHP, X2BH, X2BHP, X3AH, X3AHP, X3BH, X3BHP, X1AH, X1AHP, X1BH, X1BHP, X2AH, X2AHP, X2BH, X2BHP, X3AH, X3AHP, X3BH and X3BHP Shares are issued in one or more alternate currencies, as set out in Chapter 2, "Summary of Share Classes".

In order to reduce the risk of an overall depreciation of the Subfund's Reference Currency against the alternate currency of the Share Classes AH, AHP, BH, BHP, CAH, CAHP, CBH, CBHP, DAH, DAHP, DBH, DBHP, EAH, EAHP, EBH, EBHP, IAH, IAHP, IA25, IAHP25, IBH, IBHP, IBH25, IBHP25, MAH, MAHP, MBH, MBHP, SAH, SAHP, SBH, SBHP, UAH, UAHP, UAH500, UAHP500, UBH, UBHP, UBH500, UBHP500, UXAH, UXAHP, UXBH, UXBHP, X1AH, X1AHP, X1BH, X1BHP, X2AH, X2AHP, X2BH, X2BHP, X3AH, X3AHP, X3BH, X3BHP, X1AH, X1AHP, X1BH, X1BHP, X2AH, X2AHP, X2BH, X2BHP, X3AH, X3AHP, X3BH and X3BHP, the net asset value of the respective Share Classes as calculated in the Subfund's Reference Currency, will be hedged against the respective alternate currency of Share Classes AH, AHP, BH, BHP, CAH, CAHP, CBH, CBHP, DAH, DAHP, DBH, DBHP, EAH, EAHP, EBH, EBHP, IAH, IAHP, IA25, IAHP25, IBH, IBHP, IBH25, IBHP25, MAH, MAHP, MBH, MBHP, SAH, SAHP, SBH, SBHP, UAH, UAHP, UAH500, UAHP500, UBH, UBHP, UBH500, UBHP500, UXAH, UXAHP, UXBH, UXBHP, X1AH, X1AHP, X1BH, X1BHP, X2AH, X2AHP, X2BH, X2BHP, X3AH, X3AHP, X3BH, X3BHP, X1AH, X1AHP, X1BH, X1BHP, X2AH, X2AHP, X2BH, X2BHP, X3AH, X3AHP, X3BH and X3BHP through the use of forward foreign exchange transactions. The aim of this approach is, as far as possible, to mirror the performance of the Share Class in the Subfund's Reference Currency minus any hedge costs.

Within this approach, the currency risk of the investment currencies (except for the Reference Currency) versus the alternate currency will not be hedged or will only be partially hedged. Investors are made aware that currency hedging is never perfect – it aims to reduce the effects of currency movements on a Share class, but it cannot eliminate them entirely. The foreign exchange transactions in relation to Share-Class Hedging will be executed by Credit Suisse Asset Management (Switzerland) Ltd., an affiliate of Credit Suisse Group, acting in its capacity as FX hedging agent for the purpose of FX hedging activities including determination of the appropriate hedging positions and placement of FX trades (the "FX Hedging Agent").

Depending on the Subfund, with Share Class AH, AHP, BH, BHP, CAH, CAHP, CBH, CBHP, DAH, DAHP, DBH, DBHP, EAH, EAHP, EBH, EBHP, IAH, IAHP, IAHP25, IAHP25, IBH, IBHP, IBH25, IBHP25, MAH, MAHP, MBHP, SAH, SAHP, SBH, SBHP, UAH, UAHP, UAH500, UAHP500, UBH, UBHP, UBH500, UBHP500, UXA, UXAHP, UXBH, UXBHP, X1AH, X1AHP, X1BH, X1BHP, X2AH, X2AHP, X2BH, X2BHP, X3AH, X3AHP, X3BH, X3BHP, X1AH, X1AHP, X1BH, X1BHP, X2AH, X2AHP, X2BH, X2BHP, X3AH, X3AHP, X3BH and X3BHP, the risk generated by the exposure to the different investment currencies is hedged against the currency of the respective Share Class, as specified in Chapter 2, "Summary of Share Classes" either to the greatest possible extent where economically worthwhile, or partially. Investors are informed of partial hedge of the currency risk of the portfolio assets in Chapter 23, "Subfunds", if applicable. No assurance can be given that the hedging objective will be achieved.

There is an additional cost to Hedged Share Classes as set out in Chapter 9, "Expenses and Taxes" section ii, "Expenses".

Share Classes AH, AHP, BH, BHP, CAH, CAHP, CBH, CBHP, DAH, DAHP, DBH, DBHP, EAH, EAHP, EBH, EBHP, IAH, IAHP, IAHP25, IAHP25, IBH, IBHP, IBH25, IBHP25, MAH, MAHP, MBH, MBHP, SAH, SAHP, SBH, SBHP, UAH, UAHP, UAH500, UAHP500, UBH, UBHP, UBH500, UBHP500, UXA, UXAHP, UXBH, UXBHP, X1AH, X1AHP, X1BH, X1BHP, X2AH, X2AHP, X2BH, X2BHP, X3AH, X3AHP, X3BH, X3BHP, X1AH, X1AHP, X1BH, X1BHP, X2AH, X2AHP, X2BH, X2BHP, X3AH, X3AHP, X3BH and X3BHP are subject to the management fee and sales charge as set out in Chapter 2 "Summary of Share Classes".

Share Classes CAH, CAHP, CBH and CBHP are subject to the management fee and distribution fee as set out in Chapter 2, "Summary of Share Classes". No sales charge is applicable.

Subscription of IAH, IAHP, IAHP25, IAHP25, IBH, IBHP, IBH25, IBHP25, MAH, MAHP, MBH, MBHP, SAH, SAHP, SBH, SBHP, UAH500, UAHP500, UBH500, UBHP500 and UBHP500 Shares is subject to the minimum initial investment and holding requirements as set out in Chapter 2 "Summary of Share Classes". The net asset value of the Shares of this alternate currency class ("Alternate Currency Class") does not develop in the same way as that of the Share Classes issued in the Reference Currency.

### Issue Price

Unless otherwise determined by the Company, the initial issue price of Share Classes A, AP, AH, AHP, B, BP, BH, BHP, CA, CAP, CAH, CAHP, CB, CBP, CBH, CBHP, UA, UAP, UAH, UAHP, UA500, UAH500, UAP500, UAHP500, UB, UBP, UBH, UBHP, UB500, UBH500, UBP500, UBHP500, UXA, UXAHP, UXAP, UXAHP, UXB, UXBH, UXBP, UXBHP, X1A, X1AP, X1AH, X1AHP, X1B, X1BP, X1BH, X1BHP, X2A, X2AP, X2AH, X2AHP, X2B, X2BP, X2BH, X2BHP, X3A, X3AP, X3AH, X3AHP, X3B, X3BP, X3BH and X3BHP amounts to EUR 100, CHF 100, USD 100, SGD 100, RON 100, PLN 100, GBP 100, CZK 1000, JPY 10000 and/or HUF 10000, and of Share Classes DA, DAP, DAH, DAHP, DB, DBP, DBH, DBHP, EA, EAP, EAH, EAHP, EB, EBP, EBH, EBHP, IA, IAP, IAH, IAHP, IA25, IAP25, IAHP25, IB, IBP, IBH, IBHP, IB25, IBP25, IBH25, IBHP25, MA, MAP, MAH, MAHP, MB, MBP, MBH, MBHP, SA, SAP, SAH, SAHP, SB, SBP, SBH and SBHP to EUR 1000, CHF 1000, USD 1000, SGD 1000 and/or GBP 1000, depending on the currency denomination of the Share Class in the respective Subfund and its characteristics. After the initial offering, Shares may be subscribed at the applicable net asset value ("Net Asset Value").

The Company may, at any time, decide on the issue of Share Classes in any additional freely convertible currencies at an initial issue price to be determined by the Company.

Except in case of Alternate Currency Share Classes, Share Classes shall be denominated in the Reference Currency of the Subfund to which they relate (as specified in Chapter 2, "Summary of Share Classes").

Investors may, at the discretion of the central administration ("Central Administration"), pay the subscription monies for Shares in a convertible currency other than the currency in which the relevant Share Class is denominated. As soon as the receipt is determined by the depositary bank ("Depositary Bank"), such subscription monies shall be automatically converted by the Depositary Bank into the currency in which the relevant Shares are denominated. Further details are set out in Chapter 5 ii., "Subscription of Shares".

The Company may at any time issue, within a Subfund, one or more Share Classes denominated in a currency other than the Subfund's Reference Currency. The issue of each further Alternate Currency Class is specified in Chapter 2, "Summary of Share Classes".

The Company may enter into forward currency contracts for, and at the expense of, this Alternate Currency Class in order to minimize the effect of price fluctuations in this alternate currency.

However, no assurance can be given that the hedging objective will be achieved. The Net Asset Value of the Shares of these Alternate Currency Classes does not develop in the same way as that of the Share Classes issued in the Reference Currency.

In the case of Subfunds with Alternate Currency Classes, the currency hedging transactions for one Share Class may, in exceptional cases, adversely affect the Net Asset Value of the other Share Classes.

Shares may be held through collective depositories. In such cases, Shareholders shall receive a confirmation in relation to their Shares from the depository of their choice (for example, their bank or broker), or Shares may be held by Shareholders directly in a registered account kept for the Company and its Shareholders by the Company's Central Administration. These Shareholders will be registered by the Central Administration. Shares held by a depository may be transferred to an account of the Shareholder with the Central Administration or to an account with other depositories approved by the Company or with an institution participating in the securities and fund clearing systems. Conversely, Shares held in a Shareholder's account kept by the Central Administration may at any time be transferred to an account with a depository.

The Company may divide or merge the Shares in the interest of the Shareholders.

### ii. Subscription of Shares

Shares may be subscribed on any day on which banks are open for business in Luxembourg ("Banking Day"), as further described in Chapter 23, "Subfunds" (except on 24 December and 31 December where the Subfunds are closed for new subscription applications) at the Net Asset Value per Share of the relevant Share Class of the Subfund, which is calculated on the date that is defined as valuation day ("Valuation Day") (as defined in Chapter 8, "Net Asset Value") according to the method described in Chapter 8, "Net Asset Value", plus the applicable initial sales charges and any taxes. The applicable maximum sales charge levied in connection with the Shares of the Company is indicated in Chapter 2, "Summary of Share Classes".

The subscription applications must be submitted in written form to the Central Administration or a distributor authorized by the Company to accept applications for the subscription or redemption of Shares ("Distributor") before the cut-off time as specified for the relevant Subfund in Chapter 23, "Subfunds".

The subscription applications shall be settled as defined in Chapter 23, "Subfunds", for the relevant Subfund.

The subscription applications received after the cut-off time shall be deemed to have been received prior to the cut-off time on the following Banking Day.

Payment must be received within the time period specified for the relevant Subfund in Chapter 23, "Subfunds".

Charges to be paid due to the subscription of Shares shall accrue to the banks and other financial institutions engaged in the distribution of the Shares. Any taxes incurred on the issue of Shares shall also be charged to the investor. Subscription amounts shall be paid in the currency in which the relevant Shares are denominated or, if requested by the investor and at the sole discretion of the Central Administration, in another convertible currency. Payment shall be effected by bank transfer to the Company's bank accounts. Further details are set out in the subscription application form.

The Company may in the interest of the Shareholders accept transferable securities and other assets permitted by Part I of the Law of December 17, 2010 as payment for subscription ("contribution in kind"), provided the offered transferable securities and assets correspond to the investment policy and restrictions of the relevant Subfund. Each payment of Shares in return for a contribution in kind is part of a valuation report issued by the auditor of the Company. The Board of Directors may, at its sole discretion, reject all or several offered transferable securities and assets without giving reasons. All costs caused by such contribution in kind (including the costs for the valuation report, broker fees, expenses, commissions, etc.) shall be borne by the investor.

The Shares shall be issued by the Company upon receipt of the issue price with the correct value date by the Depositary Bank. Notwithstanding the above, the Company may, at its own discretion, decide that the subscription application will only be accepted once these monies are received by the Depositary Bank.

If the payment is made in a currency other than the one in which the relevant Shares are denominated, the proceeds of conversion from the currency of payment to the currency of denomination less fees and exchange commission shall be allocated to the purchase of Shares.

The minimum value or number of Shares which must be held by a Shareholder in a particular Share Class is set out in Chapter 2, "Summary of Share Classes", if

applicable. Such minimum initial investment and holding requirement may be waived in any particular case at the sole discretion of the Company.

Subscriptions and redemptions of fractions of Shares shall be permitted up to three decimal places. Fractional Shares shall not be entitled to voting rights. A holding of fractional Shares shall entitle the Shareholder to proportional rights in relation to such Shares. It might occur clearing institutions will be unable to process holdings of fractional Shares. Investors should verify whether this is the case.

The Company is entitled to refuse at its own discretion subscription applications and temporarily or permanently suspend or limit the sale of Shares. The Central Administration is entitled to refuse any subscription, transfer or conversion in whole or in part for any reason, and may in particular prohibit or limit the sale, transfer or conversion of Shares to individuals or corporate bodies in certain countries if such transaction might be detrimental to the Company or result in the Shares being held directly or indirectly by a Prohibited Person (included but not limited to any U.S. Person) or if such subscription, transfer or conversion in the relevant country is in contravention of applicable laws. The subscription, transfer or conversion for Shares and any future transactions shall not be processed until the information required by the Central Administration, included but not limited to know your customer and anti-money laundering checks, is received.

### iii. Redemption of Shares

The Company shall in principle redeem Shares on any day on which banks are open for business in Luxembourg ("Banking Day"), as further described in Chapter 23, "Subfunds" (except on 24 December and 31 December where the Subfunds are closed for new redemption applications) at the Net Asset Value per Share of the relevant Share Class of the Subfund, which is calculated on the date which is defined as valuation day ("Valuation Day") as defined in Chapter 8, "Net Asset Value", according to the method described in Chapter 8, "Net Asset Value", less any redemption fee where applicable.

Redemption applications must be submitted to the Central Administration or a Distributor. Redemption applications for Shares held through a depository must be submitted to the depository concerned. The redemption applications must be received by the Central Administration or the Distributor before the cut-off time as specified for the relevant Subfund in Chapter 23, "Subfunds". Redemption applications received after the cut-off time shall be dealt with on the following Banking Day.

If the execution of a redemption application were to result in the investor's holding in a particular Share Class falling below the minimum holding requirement for that Class as set out in Chapter 2, "Summary of Share Classes", the Company may, without further notice to the Shareholder, treat such redemption application as though it were an application for the redemption of all Shares of the Class held by the Shareholder.

Class DA, DAH, DB and DBH Shares, which may only be purchased by investors under an approved discretionary asset management agreement or other approved agreement, as determined by the Management Company, with a subsidiary of Credit Suisse Group AG, shall be either compulsorily redeemed or, according to the request of investor, converted into another Share Class if the corresponding discretionary asset management agreement or other approved agreement, as determined by the Management Company, has been terminated.

Whether and to what extent the redemption price is lower or higher than the issue price paid depends on the development of the Net Asset Value of the relevant Share Class.

Payment of the redemption price of the Shares shall be made within the time period specified for the relevant Subfund in Chapter 23, "Subfunds". This does not apply where specific statutory provisions such as foreign exchange or other transfer restrictions or other circumstances beyond the Depository Bank's control make it impossible to transfer the redemption price.

In the case of large redemption applications, the Company may decide to settle redemption applications once it has sold corresponding assets without undue delay. Where such a measure is necessary, if not otherwise specified in Chapter 23, "Subfunds", all redemption applications received on the same day shall be settled at the same price.

Payment shall be made by means of remittance to a bank account or, if possible, by cash in the currency that is legal tender in the country where payment is to be made, after conversion of the amount in question. If, at the sole discretion of the Depository Bank, payment is to be made in a currency other than the one in which the relevant Shares are denominated, the amount to be paid shall be the proceeds of conversion from the currency of denomination to the currency of payment less all fees and exchange commission.

Upon payment of the redemption price, the corresponding Share shall cease to be valid.

The Company is entitled to compulsorily redeem all Shares held by a Prohibited Person, as set out below.

### iv. Conversion of Shares

Unless otherwise specified in Chapter 23, "Subfunds", Shareholders in a particular Share Class of a Subfund may at any time convert all or part of their Shares into

Shares of the same Class of another Subfund or into Shares of another Class in the same Subfund, provided that the requirement for the Share Class into which such Shares are converted (see Chapter 2, "Summary of Share Classes") are complied with. The fee charged for such conversions shall not exceed half the initial sales charge of the Class into which the Shares are converted.

Unless otherwise specified in Chapter 23, "Subfunds", conversion applications must be completed and submitted to the Central Administration or the Distributor before the cut-off time as specified for the relevant Subfund in Chapter 23, "Subfunds" on a Banking Day (except on 24 December and 31 December where the Subfunds are closed for new conversion applications). Conversion applications received after the cut-off time shall be dealt with on the following Banking Day. Conversion shall take place on the basis of the applicable Net Asset Value per Share calculated on the date which is defined as valuation day ("Valuation Day") (as defined in Chapter 8, "Net Asset Value") according to the method described in Chapter 8, "Net Asset Value". Conversions of Shares will only be made on a Valuation Day, if the Net Asset Value in both relevant Share Classes is calculated. Where processing an application for the conversion of Shares would result in the relevant Shareholder's holding in a particular Share Class falling below the minimum holding requirement for that Class set out in Chapter 2, "Summary of Share Classes", the Company may, without further notice to the Shareholder, treat such conversion application as though it were an application for the conversion of all Shares held by the Shareholder in that Share Class.

Where Shares denominated in one currency are converted into Shares denominated in another currency, the foreign exchange and conversion fees incurred will be taken into consideration and deducted.

### v. Suspension of the Subscription, Redemption and Conversion of Shares and the Calculation of the Net Asset Value

The Company may suspend the calculation of the Net Asset Value and/or the issue, redemption and conversion of Shares of a Subfund where a substantial proportion of the assets of the Subfund:

- a) cannot be valued, because a stock exchange or market is closed on a day other than usual public holiday, or when trading on such stock exchange or market is restricted or suspended; or
- b) is not freely disposable because a political, economic, military, monetary or any other event beyond the control of the Company does not permit the disposal of the Subfund's assets, or such disposal would be detrimental to the interests of Shareholders; or
- c) cannot be valued because disruption to the communications network or any other reason makes a valuation impossible; or
- d) is not available for transactions because restrictions on foreign exchange or other types of restrictions make asset transfers impracticable or it can be objectively demonstrated that transactions cannot be effected at normal foreign exchange rates; or
- e) when the prices of a substantial portion of the constituents of the underlying asset or the price of the underlying asset itself of an OTC transaction and/or when the applicable techniques used to create an exposure to such underlying asset cannot promptly or accurately be ascertained; or
- f) where the existence of any state of affairs which, in the opinion of the Board of Directors, constitutes an emergency or renders impracticable, a disposal of a substantial portion of the assets attributable to a Subfund and/or a disposal of a substantial portion of the constituents of the underlying asset of an OTC transaction; or
- g) where the master fund has suspended the repurchase, redemption or subscription of its units.

Investors applying for, or who have already applied for, the subscription, redemption or conversion of Shares in the respective Subfund shall be notified of the suspension without delay. Notice of the suspension shall be published as described in Chapter 14, "Information for Shareholders" if, in the opinion of the Board of Directors of the Company, the suspension is likely to last for longer than one week.

Suspension of the calculation of the Net Asset Value of one Subfund shall not affect the calculation of the Net Asset Value of the other Subfunds if none of the above conditions apply to such other Subfunds.

### vi. Market Timing

The Company does not permit practices related to "Market Timing", i.e. a method through which an investor systematically subscribes and redeems or converts Shares of Classes within a short time period, by taking advantage of time differences and/or imperfections or deficiencies in the method of determination of the Net Asset Value. It therefore reserves the right to reject subscription and conversion applications from an investor who the Company suspects of using such practices and to take, if appropriate, the necessary measures to protect the other investors of the Company.

**vii. Measures to Combat Money Laundering**

Pursuant to the applicable provisions of Luxembourg laws and regulations in relation to the fight against money laundering and terrorist financing ("AML/CFT"), obligations have been imposed on the Company as well as on other professionals of the financial sector to prevent the use of funds for money laundering and financing of terrorism purposes.

The Company and the Management Company will ensure their compliance with the applicable provisions of the relevant Luxembourg laws and regulations, including but not limited to the Luxembourg law of 12 November 2004 on the fight against money laundering and terrorist financing (the "2004 AML/CFT Law"), the Grand-Ducal Regulation of 10 February 2010 providing detail on certain provisions of the 2004 AML/CFT Law (the "2010 AML/CFT Regulation"), CSSF Regulation N°12-02 of 14 December 2012 on the fight against money laundering and terrorist financing ("CSSF Regulation 12-02") and relevant CSSF Circulars in the field of AML/CFT, including but not limited to CSSF Circular 18/698 on the authorization and organization of investment fund managers incorporated under Luxembourg law ("CSSF Circular 18/698", and the above collectively referred to as the "AML/CTF Rules").

In accordance with the AML/CTF Rules, the Company and the Management Company are required to apply due diligence measures on the investors (including on their ultimate beneficial owner(s)), their delegates and the assets of the Company in accordance with their respective policies and procedures put in place from time to time and to apply enhanced customer due diligence measures on intermediaries acting on behalf of investors, if required by applicable law and regulations.

Among others, the AML/CTF Rules require a detailed verification of a prospective investor's identity. In this context, the Company and the Management Company, or the Central Administration or any Distributor, nominee or any other type of intermediary (as the case may be), acting under the responsibility and supervision of the Company and the Management Company will require prospective investors to provide them with any information, confirmation and documentation deemed necessary in their reasonable judgment, applying a risk-based approach, to proceed such identification.

The Company and the Management Company reserve the right to request such information as is necessary to verify the identity of a prospective or current investor. In the event of delay or failure by a prospective investor to produce any information required for verification purposes, the Company and the Management Company are entitled to refuse the application and will not be liable for any interest, costs or compensation. Similarly, when Shares are issued, they cannot be redeemed or converted until full details of registration and anti-money laundering documents have been completed.

The Company and the Management Company moreover reserve the right to reject an application, for any reason, in whole or in part in which event the application monies (if any) or any balance thereof will, to the extent permissible, be returned without unnecessary delay to the prospective investor by transfer to the prospective investor's designated account or by post at the prospective investor's risk, provided the identity of the prospective investor can be properly verified pursuant to the AML/CTF Rules. In such event, the Company and the Management Company will not be liable for any interest, costs or compensation.

In addition, the Company and the Management Company, or the Central Administration or any Distributor, nominee or any other type of intermediary (as the case may be), acting under the responsibility and supervision of the Company and the Management Company, may request investors to provide additional or updated identification documents from time to time pursuant to on-going client due diligence requirements under the AML/CTF Rules, and investors shall be required and accept to comply with such requests.

Failure to provide proper information, confirmation or documentation may, among others, result in (i) the rejection of subscriptions, (ii) the withholding of redemption proceeds by the Company or (iii) the withholding of outstanding dividend payments. Moreover, prospective or current investors who fail to comply with the above requirements may be subject to additional administrative or criminal sanctions under applicable laws, including but not limited to the laws of the Grand Duchy of Luxembourg. None of the Company the Management Company, the Central Administration or any Distributor, nominee or any other type of intermediary (as the case may be) has any liability to an investor for delays or failure to process subscriptions, redemptions or dividend payments as a result of the investor providing no or only incomplete documentation. The Company and the Management Company moreover reserve all rights and remedies available under applicable law to ensure their compliance with the AML/CTF Rules.

Pursuant to the Luxembourg law of 13 January 2019 on the register of beneficial owners (the "RBO Law"), the Company is required to collect and make available certain information on its beneficial owner(s) (as defined in the AML/CTF Rules). Such information includes, among others, first and last name, nationality, country of residence, personal or professional address, national identification number and information on the nature and the scope of the beneficial ownership interest held by each beneficial owner in the Company. The Company is further required, among others, (i) to make such information available upon request to certain Luxembourg

national authorities (including the Commission de Surveillance du Secteur Financier, the Commissariat aux Assurances, the Cellule de Renseignement Financier, Luxembourg tax and other national authorities as defined in the RBO Law) and upon motivated request of other professionals of the financial sector subject to the AML/CTF Rules, and (ii) to register such information in a publicly available central register of beneficial owners (the "RBO").

That being said, the Company or a beneficial owner may however, on a case by case basis and in accordance with the provisions of the RBO Law, formulate a motivated request with the administrator of the RBO to limit the access to the information relating to them, e.g. in cases where such access could cause a disproportionate risk to the beneficial owner, a risk of fraud, kidnapping, blackmail, extortion, harassment or intimidation towards the beneficial owner, or where the beneficial owner is a minor or otherwise incapacitated. The decision to restrict access to the RBO does, however, not apply to the Luxembourg national authorities, nor to credit instructions, financial institutions, bailiffs and notaries acting in their capacity as public officers, which can thus always consult the RBO. In light of the above RBO Law requirements, any persons willing to invest in the Company and any beneficial owner(s) of such persons (i) are required to provide, and agree to provide, the Company and the case being the Management Company the Central Administration Agent or their Distributor, nominee or any other type of intermediary (as the case may be), with the necessary information in order to allow the Company to comply with its obligations in terms of beneficial owner identification, registration and publication under the RBO Law (regardless of applicable rules regarding professional secrecy, banking secrecy, confidentiality or other similar rules or arrangements), and (ii) accept that such information will be made available among others to Luxembourg national authorities and other professionals of the financial sector as well as to the public, with certain limitations, through the RBO.

Under the RBO Law, criminal sanctions may be imposed on the Company in case of its failure to comply with the obligations to collect and make available the required information, but also on any beneficial owner(s) that fail to make all relevant necessary information available to the Company.

**viii. Prohibited Persons, Compulsory Redemption and Transfer of Shares**

For the purpose of this section a "Prohibited Person" means any person, corporation, limited liability company, trust, partnership, estate or other corporate body, if in the sole opinion of the Management Company, the holding of Shares of the relevant Subfund may be detrimental to the interests of the existing Shareholders or of the relevant Subfund, if it may result in a breach of any law or regulation, whether Luxembourg or otherwise, or if as a result thereof the relevant Subfund or any subsidiary or investment structure (if any) may become exposed to tax or other legal, regulatory or administrative disadvantages, fines or penalties that it would not have otherwise incurred or, if as a result thereof the relevant Subfund or any subsidiary or investment structure (if any), the Management Company and/or the Company, may become required to comply with any registration or filing requirements in any jurisdiction with which it would not otherwise be required to comply. The term "Prohibited Person" includes (i) any investor which does not meet the definition of Eligible Investors as defined for the respective Subfund in Chapter 5, "Investment in CS Investment Funds 2", (if any), (ii) any U.S. Person or (iii) any person who has failed to provide any information or declaration required by the Management Company or the Company within one calendar month of being requested to do so. The term "Prohibited Person" moreover includes natural persons or entities acting, directly or indirectly, in contravention of any applicable AML/CTF Rules or who are the subject of sanctions, including those persons or entities that are included on any relevant lists maintained by the United Nations, the North Atlantic Treaty Organisation, the Organisation for Economic Cooperation and Development, the Financial Action Task Force, the U.S. Central Intelligence Agency, and the U.S. Internal Revenue Service, all as may be amended from time to time.

The Company will not accept investments by or on behalf of Prohibited Persons. The subscriber represents and warrants that the proposed subscription for Shares, whether made on the subscriber's own behalf or, if applicable, as an agent, trustee, representative, intermediary, nominee, or in a similar capacity on behalf of any other beneficial owner, is not a Prohibited Person and further represents and warrants that the investor will promptly notify the Company of any change in its status or the status of any underlying beneficial owner(s) with respect to its representations and warranties regarding Prohibited Persons.

If the Board of Directors of the Company discovers at any time that any beneficial owner of the Shares is a Prohibited Person either alone or in conjunction with any other person, whether directly or indirectly, the Board of Directors may at its discretion and without liability, compulsorily redeem the Shares in accordance with the rules set out in the Articles of Incorporation of the Company and upon redemption, the Prohibited Person will cease to be the owner of those Shares.

The Board of Directors may require any Shareholder of the Company to provide it with any information that it may consider necessary for the purpose of determining whether or not such owner of Shares is or will be a Prohibited Person.

Further, Shareholders shall have the obligation to immediately inform the Company to the extent the ultimate beneficial owner of the Shares held by such Shareholders becomes or will become a Prohibited Person.

The Board of Directors has the right to refuse any transfer, assignment or sale of Shares in its sole discretion if the Board of Directors reasonably determines that it would result in a Prohibited Person holding Shares, either as an immediate consequence or in the future.

Any transfer of Shares may be rejected by the Central Administration and the transfer shall not become effective until the transferee has provided the required information under the applicable know your customer and anti-money laundering rules.

## 6. Investment Restrictions

For the purpose of this Chapter, each Subfund shall be regarded as a separate UCITS within the meaning of Article 40 of the Law of December 17, 2010.

The following provisions shall apply to the investments made by each Subfund:

- 1) Each Subfund's investments may comprise only one or more of the following:
  - a) transferable securities and money market instruments admitted to or dealt in on a regulated market; for these purposes, a regulated market is any market for financial instruments within the meaning of Directive 2004/39/EC of the European Parliament and of the Council of April 21, 2004 on markets in financial instruments as amended;
  - b) transferable securities and money market instruments dealt in on another market in a Member State which is regulated, operates regularly and is recognized and open to the public; for the purpose of this Chapter "Member State" means a Member State of the European Union ("EU") or the States of the European Economic Area ("EEA") other than the Member States of the EU;
  - c) transferable securities and money market instruments admitted to official listing on a stock exchange in a non-Member State of the European Union or dealt in on another market in a non-Member State of the European Union which is regulated, operates regularly and is recognized and open to the public, and is established in a country in Europe, America, Asia, Africa or Oceania;
  - d) recently issued transferable securities and money market instruments, provided that the terms of issue include an undertaking that application will be made for admission to official listing on stock exchanges or markets as per paragraphs a), b) or c) above and provided such admission takes place within one year of issue;
  - e) units or shares of undertakings for collective investment in transferable securities authorized according to Directive 2009/65/EC ("UCITS") and/or other undertakings for collective investment within the meaning of Article 1, paragraph 2, points a) and b) of Directive 2009/65/EC ("UCI"), whether or not established in a Member State, provided that:
    - these other UCI are authorized under laws which provide that they are subject to supervision considered by the supervisory authority responsible for the Company, to be equivalent to that required by EU law and that cooperation between the supervisory authorities is sufficiently ensured,
    - the level of protection for share-/unitholders of the other UCIs is equivalent to that provided for share-/unitholders in a UCITS, and in particular that the rules on asset segregation, borrowing, lending and uncovered sales of transferable securities and money market instruments are equivalent to the requirements of Directive 2009/65/EC,
    - the business activities of the other UCIs are reported in semi-annual and annual reports to enable an assessment of the assets and liabilities, income and operations over the reporting period,
    - the UCITS or other UCIs whose units/shares are to be acquired, may not, pursuant to their management regulations or instruments of incorporation, invest more than 10% of their total net assets in units/shares of other UCITS or other UCIs;
  - f) deposits with a credit institution which are repayable on demand or have the right to be withdrawn, and maturing in no more than 12 months, provided that the credit institution has its registered office in a Member State or, if the registered office of the credit institution is situated in a third country, provided that it is subject to prudential rules considered by the supervisory authority responsible for the Company, as equivalent to those laid down in EU law;
  - g) financial derivative instruments, including equivalent cash-settled instruments which are dealt in on a regulated market referred to under paragraphs a), b) and c) above and/or financial derivative instruments which are dealt in over-the-counter ("OTC derivatives"), provided that:
    - the underlying consists of instruments within the meaning of Article 41, paragraph (1) of the Law of December 17, 2010, financial indices, interest rates, foreign exchange rates or currencies, in which the Company may invest according to its investment objectives,
    - the counterparties to OTC derivative transactions are institutions subject to prudential supervision, and belonging to the categories approved by the supervisory authority responsible for the Company, and
    - the OTC derivatives are subject to reliable and verifiable valuation on a daily basis and can be sold, liquidated or closed by an offsetting transaction at any time at their fair value at the Company's initiative;
  - h) money market instruments other than those dealt in on a regulated market and which are normally traded on the money market and are liquid, and whose value can be precisely determined at any time, provided the issuer or issuer of such instruments is itself regulated for the purpose of protecting investors and savings, and provided that these investments are:
    - issued or guaranteed by a central, regional or local authority or by a central bank of a Member State, the European Central Bank, the European Union or the European Investment Bank, a non-Member State or, in case of a federal State, by one of the members making up the federation, or by a public international body to which one or more Member States belong, or
    - issued by an undertaking any securities of which are dealt in on regulated markets referred to in paragraphs a), b) or c) above, or
    - issued or guaranteed by an establishment subject to prudential supervision, in accordance with criteria defined by EU law, or issued or guaranteed by an establishment that is subject to and complies with supervisory rules considered by the supervisory authority responsible for the Company, to be at least as stringent as those required by EU law, or
    - issued by other bodies belonging to the categories approved by the supervisory authority responsible for the Company, provided that investments in such instruments are subject to investor protection equivalent to that laid down in the first, the second or the third indent of this paragraph h) and provided that the issuer is a company whose capital and reserves amount to at least ten million euro (EUR 10,000,000) and which presents and publishes its annual financial statements in accordance with the fourth Directive 78/660/EEC or is an entity, which within a group of companies comprising one or several listed companies, is dedicated to the financing of the group, or is an entity which is dedicated to the financing of securitization vehicles which benefit from a banking liquidity line.
- 2) Each Subfund shall not, however, invest more than 10% of its total net assets in transferable securities or money market instruments other than those referred to in section 1).
- 3) The Management Company applies a risk management process which enables it to monitor and measure at any time the risk of the investment positions and their contribution to the overall risk profile of the portfolio and a process for accurate and independent assessment of the value of OTC derivatives.
 

Each Subfund may, for the purpose of (i) hedging, (ii) efficient portfolio management and/or (iii) implementing its investment strategy, use all financial derivative instruments within the limits laid down by Part I of the Law of December 17, 2010.

The global exposure is calculated taking into account the current value of the underlying assets, the counterparty risk, future market movements and the time available to liquidate the positions. This shall also apply to the following subparagraphs.

As part of its investment policy and within the limits laid down in section 4) paragraph e), each Subfund may invest in financial derivative instruments, provided that the exposure to the underlying assets does not exceed in aggregate the investment limits laid down in section 4). If a Subfund invests in index-based financial derivative instruments, these investments do not have to be combined to the limits laid down in section 4). When a transferable security or a money market instrument embeds a derivative instrument, the derivative instrument shall be taken into account when complying with the requirements of this section.

The global exposure may be calculated through the commitment approach or the Value-at-Risk (VaR) methodology as specified for each Subfund in Chapter 23, "Subfunds".

The standard commitment approach calculation converts the financial derivative position into the market value of an equivalent position in the underlying asset of that derivative. When calculating global exposure using the commitment approach, the Company may benefit from the effects of netting and hedging arrangements.

Value-at-Risk provides a measure of the potential loss that could arise over a given time interval under normal market conditions, and at a given confidence level. The Law of December 17, 2010 provides for a confidence level of 99% with a time horizon of one month.

Unless otherwise specified in Chapter 23, "Subfunds", each Subfund shall ensure that its global exposure to financial derivative instruments computed on a commitment basis does not exceed 100% of its total net assets or that the global exposure computed based on a Value-at-Risk method does not exceed either (i) 200% of the reference portfolio (benchmark) or (ii) 20% of the total net assets.

The risk management of the Management Company supervises the compliance of these provision in accordance with the requirements of applicable circulars or regulation issued by the Luxembourg supervisory authority (Commission de Surveillance du Secteur Financier, CSSF) or any other European authority authorized to issue related regulation or technical standards.

- 4) a) No more than 10% of the total net assets of each Subfund may be invested in transferable securities or money market instruments issued by the same issuer. In addition, the total value of transferable securities and money market instruments issued by those issuers in which a Subfund invests more than 5% of its total net assets, shall not exceed 40% of the value of its total net assets. No Subfund may invest more than 20% of its total net assets in deposits made with the same body. The risk exposure to a counterparty of a Subfund in an OTC derivative transaction and/or efficient portfolio management techniques may in aggregate not exceed the following percentages:
- 10% of total net assets if the counterparty is a credit institution referred to in Chapter 6, "Investment Restrictions", section 1) paragraph f), or
  - 5% of total net assets in other cases.
- b) The 40% limit specified in section 4) paragraph a) is not applicable to deposits and OTC derivative transactions made with financial institutions subject to prudential supervision. Irrespective of the limits specified in section 4) paragraph a), each Subfund shall not combine, where this would lead to investing more than 20% of its total net assets in a single body, any of the following:
- investments in transferable securities or money market instruments issued by that body, or
  - deposits made with that body, or
  - exposures arising from OTC derivatives transactions undertaken with that body.
- c) The limit of 10% stipulated in section 4) paragraph a) is raised to a maximum of 35% if the transferable securities or money market instruments are issued or guaranteed by a Member State, by its public local authorities, by a non-Member State or by public international bodies to which one or more Member States belong.
- d) The 10% limit stipulated in section 4) paragraph a) is raised to 25% for bonds issued by a credit institution which has its registered office in a Member State and is subject by law to special public supervision designed to protect bondholders. In particular, sums deriving from the issue of those bonds must be invested in accordance with the legal requirements in assets which, during the whole period of validity of the bonds, are capable of covering claims attaching to the bonds and which, in case of bankruptcy of the issuer, would be used on a priority basis for the reimbursement of the principal and payment of the accrued interest. If a Subfund invests more than 5% of its total net assets in bonds referred to in this paragraph which are issued by a single issuer, the total value of these investments may not exceed 80% of that Subfund's total net assets.
- e) The transferable securities and money market instruments referred to in paragraphs c) and d) of this section 4) shall not be taken into account for the purpose of applying the limit of 40% referred to under paragraph a) of this section. The limits specified under paragraphs a), b), c) and d) shall not be combined; thus investments in transferable securities or money market instruments issued by the same issuer or in deposits or derivative instruments made with this body carried out in accordance with paragraphs a), b), c) and d) shall not exceed in total 35% of each Subfund's total net assets. Companies which belong to the same group for the purposes of the preparation of consolidated financial statements in accordance with Directive 83/349/EEC as amended or restated or in accordance with internationally recognized accounting rules, shall be regarded as a single issuer for the purpose of calculating the investment limits specified in the present section 4). Each Subfund may cumulatively invest up to a limit of 20% of its total net assets in transferable securities and money market instruments within the same group.

- f) **The limit of 10% stipulated in section 4) paragraph a) is raised to 100% if the transferable securities and money market instruments involved are issued or guaranteed by a Member State, one or more of its local authorities, by any other state which is a member of the Organisation for Economic Cooperation and Development ("OECD") or by Brazil or Singapore, or by a public international body to which one or more Member States of the European Union belong. In such case, the Subfund concerned must hold securities or money market instruments from at least six different issues, and the securities or money market instruments of any single issue shall not exceed 30% of that Subfund's total assets.**
- g) Without prejudice to the limits laid down in section 6), the limits laid down in the present section 4) are raised to a maximum of 20% for investments in shares and/or debt securities issued by the same body, when the aim of the Subfund's investment policy is to replicate the composition of a certain stock or debt securities index which is recognized by the supervisory authority responsible for the Company, on the following basis:
- the composition of the index is sufficiently diversified,
  - the index represents an adequate benchmark for the market to which it relates,
  - it is published in an appropriate manner.
- The aforementioned limit of 20% may be raised to a maximum of 35% where that proves to be justified by exceptional market conditions in particular in regulated markets where certain transferable securities or money market instruments are highly dominant. The investment up to this limit is only permitted for a single issuer.
- 5) The Company will not invest more than 10% of the total net assets of any Subfund in units/shares of other UCITS and/or in other UCIs (including other Subfunds) ("Target Funds") pursuant to section 1) paragraph e), unless otherwise specified in the investment policy applicable to a Subfund as described in Chapter 23, "Subfunds". Where a higher limit as 10% is specified in Chapter 23, "Subfunds", the following restrictions shall apply:
- No more than 20% of a Subfund's total net assets may be invested in units/shares of a single UCITS or other UCI. For the purpose of application of this investment limit, each compartment of a UCITS or other UCI with multiple compartments is to be considered as a separate issuer provided that the principle of segregation of the obligations of the various compartments vis-à-vis third parties is ensured.
  - Investments made in units/shares of UCI other than UCITS may not in aggregate exceed 30% of the total net assets of a Subfund.
- Where a Subfund invests in units/shares of other UCITS and/or other UCI that are managed, directly or by delegation, by the same management company or by any other company with which the Company is linked by common management or control, or by a direct or indirect holding of more than 10% of the capital or votes ("Affiliated Funds"), the Company or the other company may not charge subscription or redemption fees on account of the Subfund's investment in the units/shares of such Affiliated Funds. Besides the expenses incurred by the Management Company in managing the Subfund, a management fee may also be charged for investments in Target Funds considered to be Affiliated Funds and be indirectly charged from the assets of the Subfund in respect of the Target Funds contained therein. In addition to such management fee, a performance fee may be indirectly charged from the assets of the Subfund in respect of the Target Funds contained therein.
- Investors should note that for investments in units/shares of other UCITS and/or other UCI costs may generally arise both at the Subfund level and at the level of the other UCITS and/or UCI itself.
- The cumulative management fee at Subfund and Target Fund level for Subfunds investing more than 10% of the total net assets in Target Funds is specified in Chapter 23, "Subfunds", if applicable.
- 6) a) The Company's assets may not be invested in securities carrying voting rights which enable the Company to exercise significant influence over the management of an issuer.
- b) Moreover, the Company may not acquire more than
- 10% of the non-voting shares of the same issuer;
  - 10% of the debt securities of the same issuer;
  - 25% of the units/shares of the same UCITS or other UCI;
  - 10% of the money market instruments of single issuer.
- In the last three cases, the restriction shall not apply if the gross amount of bonds or money market instruments, or the net amount of the instruments in issue cannot be calculated at the time of acquisition.
- c) The restrictions set out under paragraphs a) and b) shall not apply to:
- transferable securities and money market instruments issued or guaranteed by a Member State or its local authorities,



- transferable securities and money market instruments issued or guaranteed by a non-Member State of the European Union,
  - transferable securities and money market instruments issued by public international bodies to which one or more Member States of the European Union belong,
  - shares held by the Company in the capital of a company which is incorporated in a non-Member State of the European Union and which invests its assets mainly in securities of issuing bodies having their registered office in that State, where under the legislation of that State, such a holding represents the only way in which the Company can invest in the securities of issuing bodies of that State. This derogation, however, shall apply only if in its investment policy the company from the non-Member State of the European Union complies with the limits stipulated in section 4, paragraphs a) to e), section 5, and section 7 paragraphs a) and b).
- 7) The Company may not borrow any money for any Subfund except for:
    - a) the purchase of foreign currency using a back-to-back loan;
    - b) an amount equivalent to not more than 10% of the Subfund's total net assets and borrowed on a temporary basis.
  - 8) The Company may not grant loans or act as guarantor for third parties.
  - 9) To ensure efficient portfolio management, however, each Subfund may, in compliance with applicable Luxembourg regulations, enter into securities lending transactions.
  - 10) The Company may not invest its assets directly in real estate, precious metals or certificates representing precious metals and goods.
  - 11) The Company may not carry out uncovered sales of transferable securities, money market instruments or other financial instruments referred to in section 1) paragraph e), g) and h).
  - 12) a) In relation to borrowing conducted within the limitations set out in the Prospectus, the Company may pledge or assign the assets of the Company as collateral.  
b) Furthermore, the Company may pledge or assign the assets of the Subfund concerned as collateral to counterparties of transactions involving OTC derivatives or financial derivative instruments which are dealt in on a regulated market referred to under paragraphs a), b) and c) of number 1) above in order to secure the payment and performance by such Subfund of its obligations to the relevant counterparty. To the extent counterparties require the provision of collateral exceeding the value of the risk to be covered by collateral or where the overcollateralization is caused by other circumstances (e.g. performance of the assets posted as collateral or provisions of customary framework documentation), such (excess) collateral may – also in respect of non-cash collateral – expose the relevant Subfund to the counterparty risk of such counterparty and the Subfund may only have an unsecured claim in respect of such assets.

The restrictions set out above shall not apply to the exercise of subscription rights. During the first six months following official authorization of a Subfund in Luxembourg, the restrictions set out in section 4) and 5) above need not be complied with, provided that the principle of risk-spreading is observed.

If the limits referred to above are exceeded for reasons beyond the control of the Company or as a result of the exercise of subscription rights, the Company shall as a matter of priority remedy that situation, taking due account of the interests of the Shareholders.

The Company is entitled to issue, at any time, further investment restrictions, in the interests of the Shareholders, if for example such restrictions are necessary to comply with the legislation and regulations in those countries in which the Company's Shares are or will be offered for sale.

## 7. Risk Factors

**Prospective investors should consider the following risk factors before investing in the Company. However, the risk factors set out below do not purport to be an exhaustive list of risks related to investments in the Company. Prospective investors should read the entire Prospectus, and where appropriate consult with their legal, tax and investment advisers, in particular regarding the tax consequences of subscribing, holding, converting, redeeming or otherwise disposing of Shares under the law of their country of citizenship, residence or domicile (further details are set out in Chapter 9, "Expenses and Taxes"). Investors should be aware that the investments of the Company are subject to market fluctuations and other risks associated with investments in transferable securities and other financial instruments. The value of the investments and the resulting income may go up or down and it is possible that investors will not recoup the amount originally invested in the Company, including the risk of loss of the entire amount invested. There is no assurance that the investment objective of a particular Subfund will be achieved or that any increase in the value of the assets will occur. Past performance is not a reliable indicator of future results.**

The Net Asset Value of a Subfund may vary as a result of fluctuations in the value of the underlying assets and the resulting income. Investors are reminded that in certain circumstances their right to redeem Shares may be suspended.

Depending on the currency of the investor's domicile, exchange-rate fluctuations may adversely affect the value of an investment in one or more of the Subfunds. Moreover, in the case of an Alternate Currency Class in which the currency risk is not hedged, the result of the associated foreign exchange transactions may have a negative influence on the performance of the corresponding Share Class.

### Market Risk

Market risk is a general risk which may affect all investments to the effect that the value of a particular investment could change in a way that is detrimental to the Company's interests. In particular, the value of investments may be affected by uncertainties such as international, political and economic developments or changes in government policies.

### Interest Rate Risk

Subfunds investing in fixed income securities may fall in value due to fluctuations in interest rates. Generally, the value of fixed income securities rises when interest rates fall. Conversely, when interest rates rise, the value of fixed income securities can generally be expected to decrease. Long-term fixed income securities will normally be subject to greater price volatility than short-term fixed income securities.

### Foreign Exchange Risk

The Subfunds' investments may be made in other currencies than the relevant Reference Currency and therefore be subject to currency fluctuations, which may affect the Net Asset Value of the relevant Subfunds favourably or unfavourably.

Currencies of certain countries may be volatile and therefore affect the value of securities denominated in such currencies. If the currency in which an investment is denominated appreciates against the Reference Currency of the relevant Subfund, the value of the investment will increase. Conversely, a decline in the exchange rate of the currency would adversely affect the value of the investment.

The Subfunds may enter into hedging transactions on currencies to protect against a decline in the value of investments denominated in currencies other than the Reference Currency, and against any increase in the cost of investments denominated in currencies other than the Reference Currency. However, there is no guarantee that the hedging will be successful.

Although it is the policy of the Company to hedge the currency exposure of Subfunds against their respective Reference Currencies, hedging transactions may not always be possible and currency risks cannot therefore be excluded.

### Credit Risk

Subfunds investing in fixed income securities are subject to the risk that issuers may not make payments on such securities. An issuer suffering an adverse change in its financial condition could lower the credit quality of a security, leading to greater price volatility of the security. A lowering of the credit rating of a security may also offset the security's liquidity. Subfunds investing in lower quality debt securities are more susceptible to these problems and their value may be more volatile.

### Counterparty Risk

The Company may enter into over-the-counter transactions which will expose the Subfunds to the risk that the counterparty may default on its obligation to perform under such contracts. In the event of bankruptcy of the counterparty, the Subfunds could experience delays in liquidating the position and significant losses.

## EU Bank Recovery and Resolution Directive

Directive 2014/59/EU establishing a framework for the recovery and resolution of credit institutions and investment firms (the "BRRD") was published in the Official Journal of the European Union on June 12, 2014 and entered into force on July 2, 2014. The stated aim of the BRRD is to provide resolution authorities, including the relevant Luxembourg resolution authority, with common tools and powers to address banking crises pre-emptively in order to safeguard financial stability and minimize taxpayers' exposure to losses.

In accordance with the BRRD and relevant implementing laws, national prudential supervisory authorities can assert certain powers over credit institutions and certain investment firms which are failing or are likely to fail and where normal insolvency would cause financial instability. These powers comprise write-down, conversion, transfer, modification, or suspension powers existing from time to time under, and exercised in compliance with any laws, regulations, rules or requirements in effect in the relevant EU Member State relating to the implementation of BRRD (the "Bank Resolution Tools").

The use of any such Bank Resolution Tools may affect or restrain the ability of counterparties subject to BRRD to honour their obligations towards the Subfunds, thereby exposing the Subfunds to potential losses.

The exercise of Bank Resolution Tools against investors of a Subfund may also lead to the mandatory sale of part of the assets of these investors, including their shares/units in that Subfund. Accordingly, there is a risk that a Subfund may experience reduced or even insufficient liquidity because of such an unusually high volume of redemption requests. In such case the Company may not be able to pay redemption proceeds within the time period stated in this Prospectus.

Furthermore, exercising certain Bank Resolution Tools in respect of a particular type of securities may, under certain circumstances, trigger a drying-up of liquidity in specific securities markets, thereby causing potential liquidity problems for the Subfunds.

### Liquidity Risk

There is a risk that the Company will suffer liquidity issues because of unusual market conditions, an unusually high volume of redemption requests or other reasons. In such case the Company may not be able to pay redemption proceeds within the time period stated in this Prospectus.

### Custody Risk

All assets of the Company comprising the portfolios of the various Subfunds, and any collateral held by the Company (as applicable) for those Subfunds, will be held under the custody or supervision of the Depositary Bank.

In accordance with the Law of December 17, 2010, the Depositary Bank may delegate parts of its custody functions to third parties only where (i) the Depositary Bank has exercised due skill, care and diligence in the selection and appointment of any third parties to whom it intends to delegate parts of its tasks, (ii) the Depositary Bank continues to exercise all due skill, care and diligence in the periodic review and ongoing monitoring of these third party delegates in respect of the matters delegated to it, (iii) such third party delegate, at all times during the performance of the tasks delegated to it, segregates the assets of the clients of the Depositary Bank from its own assets and from the assets of the Depositary Bank in such a way that they can, at any time, be clearly identified as belonging to clients of a particular depositary, and (iv) such third party delegate takes all necessary steps to ensure that, in the event of insolvency of a third-party delegate, the assets of the Company held by such third party delegate are unavailable for distribution among, or realization for the benefit of, the creditors of such third-party delegate.

Despite the foregoing, custody risks may nevertheless arise from the possibility that, to the detriment of a Subfund, such Subfund could be denied access, in whole or in part, to assets held in custody in circumstances that arise as a result of an external event beyond the Depositary Bank's reasonable control, the consequences of which would have been unavoidable despite all reasonable efforts to the contrary. When the Depositary Bank is holding cash or a third party custodian is holding cash collateral for the benefit of the relevant Subfund as further described in Chapter 19, "Regulatory Disclosure" and "Collateral Management" under this Chapter 7, "Risk Factors", the latter will be exposed to the credit risk of the Depositary Bank and/or any sub-custodian used by the Depositary Bank or the third party custodian holding cash collateral for the benefit of the relevant Subfund. Cash held by the Depositary Bank and sub-custodians or the third party custodian holding cash collateral for the benefit of the relevant Subfund will not be segregated in practice but will be a debt owing from the Depositary Bank and/or other sub-custodians or any third party custodian holding cash collateral for the benefit of the relevant Subfund to the relevant Subfunds as a depositor. Such cash will be co-mingled with cash belonging to other clients of the Depositary Bank or sub-custodians or third party custodian holding cash collateral for the benefit of the relevant Subfund. In the event of the insolvency of the Depositary Bank and/or sub-custodians or third party custodian holding cash collateral for the benefit of the relevant Subfund, the Company will be treated as a general unsecured creditor of the Depositary Bank and/or sub-custodians or

third party custodian holding cash collateral for the benefit of the relevant Subfund in relation to cash holdings of the Company and its Subfunds. The Company may face difficulties and/or encounter delays in recovering such debt, or may not be able to recover it in full or at all, in which case the relevant Subfund(s) will lose some or all of their cash. To mitigate the Company's exposure to the Depositary Bank/or sub-custodian or third party custodian holding cash collateral for the benefit of the relevant Subfund, the Management Company employs specific procedures to ensure that the Depositary Bank or third party custodian holding cash collateral for the benefit of the relevant Subfund is each a reputable institution and that the credit risk is acceptable to the Company. Investors are invited to consider Chapter 17, "Depositary Bank" for further information on the liability of the Depositary Bank.

### Management Risk

The Company is actively managed and the Subfunds may therefore be subject to management risks. The Company will apply its investment strategy (including investment techniques and risk analysis) when making investment decisions for the Subfunds, however, no assurance can be given that the investment decision will achieve the desired results. The Company may in certain cases decide not to use investment techniques, such as derivative instruments, or they may not be available, even under market conditions where their use could be beneficial for the relevant Subfund.

### Sustainability Risks

Pursuant to EU Regulation (EU) 2019/2088 of the European Parliament and of the Council of 27

November 2019 on sustainability-related disclosures in the financial services sector (the "SFDR"), the Subfunds are required to disclose the manner in which Sustainability Risks (as defined hereafter) are integrated into the investment decision and the results of the assessment of the likely impacts of Sustainability Risks on the returns of the Subfunds.

Sustainability risks means an environmental, social or governance event or condition that, if it occurs, could have a material negative impact on the value of the investment. The materiality of sustainability risks is determined by the likelihood, magnitude and time-horizon of the risk materializing.

Environmental events or conditions that could result in a sustainability risk generally include climate-related risks due to, for example, global warming and changing weather patterns and extreme weather events such as heatwaves, droughts, floods, storms, hail and forest fires. Those events or conditions can lead to direct loss of production facilities, workforce and parts of the supply chain as well as to increased operating cost from capital expenditure, insurance costs and faster asset depreciation (the risk of such events occurring is often referred to as physical risks). Environmental risks furthermore include risks related to the change to a low-carbon economy. Risk from political measures with respect to fossil fuels or emissions certificates can result in them becoming more expensive or scarce or the substitution of existing products and services with lower emissions options. These risks are generally referred to transition risks.

As regards social events or conditions that could result in a sustainability risk, those include generally but are not limited to health and safety of tenants and employees, human rights violation, poor labour standards, supply chain management issues, deficient employee welfare, data & privacy concerns as well as increasing technological regulation and reliance on new technology infrastructures.

Governance events or conditions that could result in a sustainability risk generally include but are not limited to bribery, corruption, tax fraud, tax evasion, high management incentives, board composition and effectiveness as well as management quality and alignment of management with shareholders.

Sustainability risks can be understood as a sub-category of traditional risk types (e.g. credit-, market-, liquidity-, operational-, and strategy risk) and are identified and managed in the context of risk management processes of the Management Company. Additionally, Investment Managers of Subfunds with an ESG investment strategy are supported by the CSAM ESG team to identify and manage material sustainability risks in the investment decision process.

As sustainability risks differ between asset classes and investment styles, they are defined at Subfund level. The Investment Manager identifies sustainability risks by considering sector, industry and company exposure of the portfolio either in absolute terms or relative to the benchmark. Proprietary analysis may be supported by specific frameworks which define industry-specific ESG factors material to a company.

The impacts following the occurrence of a Sustainability Risk may be numerous and vary depending on the specific risk, region, sector and asset class. For all Subfunds, sustainability risks may result in a negative impact on the returns of the Subfund. Generally, acute and chronic physical risks, new carbon taxes and changing consumer behaviour have been identified as being highly relevant. These risks may lead to increased default risks and financial deterioration return for the investments.

Certain Subfunds may for instance invest in securities of industrial companies (including metals, mining and chemical companies) in which case environmental

risks include in particular physical and reputational consequences of pollution or greenhouse gas emissions caused by industrial companies (including but not limited to damages, individual and class legal actions), potential physical damage to property resulting from extreme weather events and climate change, such as droughts, wildfires, flooding and heavy precipitations, heat/cold waves, landslides or storms, the ability of the company to respond to increased production prices and to regulatory and public pressure to reduce the energy and water consumption of buildings and to overcome waste management challenges.

Furthermore, investments into metals, mining and chemical companies (as mentioned above) may carry additional reputational risks resulting from the failure to meet a sustainable thematic objective and/or the ESG Factors and the visibility of such failure.

Similarly, investments in companies and issuers in emerging markets aiming at transitioning to a lower carbon economy will encounter more challenges of various nature (for instance where industrial sector plays an essential part in the economic and social fabric) and will require additional capital in comparison to their developed counterparts to enable them to transition towards more sustainable business practices. Such emerging-country companies and issuers may for instance fail to raise sufficient funds to achieve a successful transition to a lower carbon footprint. Further information is provided in the section "Investments in Emerging Countries" of Chapter 7 "Risk Factors".

Sustainability risks can adversely affect the Subfunds' returns. The effective management of such risks is crucial for mitigating downside risks on the portfolio's returns as well as the negative impact on the society and the environment at large. Further information is provided in the section "Risk Information" of Chapter 23 "Subfunds".

### **Sustainable Investing Risks**

Subfunds which consider ESG Factors in their investment decision process and apply the Credit Suisse Asset Management Sustainable Investing Policy (as defined in Chapter 4, "Investment Policy") are exposed to specific risks linked to their sustainable investing strategy. In this context and given the nascent nature of ESG /sustainability regulations and guidelines, investors shall note that the ESG classifications and descriptions made in this Prospectus may be reviewed by the Management Company and the Investment Managers in response to evolving statutory, regulatory or internal guidance or changes in industry approach to classification. Since sustainability-related practices differ by region, industry and issue and are evolving accordingly, the practice or the assessment of such sustainability-related practice by the Subfunds, respectively their Investment Managers and the Management Company may change over time. Similarly, new sustainability requirements imposed by jurisdictions in which the Investment Managers do business and/or in which the Subfunds are marketed may result in additional compliance costs, disclosure obligations or other implications or restrictions on the Subfunds or on their Investment Managers and the Management Company. Under such requirements, the Investment Managers and the Management Company may be required to classify the Subfunds against certain criteria, some of which can be open to subjective interpretation. Especially their views on the appropriate classification may develop over time, including in response to statutory or regulatory guidance or changes in industry approach and this may include making a change to the classification of the Subfunds. Such change to the relevant classification may require certain actions to be taken, including new investments and disinvestments or new processes to be set up to meet the corresponding classification requirements and capture data about the Subfunds' investments, which may lead to additional cost, disclosure and reporting obligations.

Furthermore, investors shall note that the Management Company and the Investment Managers are, wholly or in part, reliant on public and third-party sources of information as well as potentially information produced by the issuer itself. Further, the ability of the Management Company and the Investment Managers to verify such data may be limited by the integrity of the data available in respect of the underlying constituents at the relevant point in time and the status and evolution of global laws, guidelines and regulations in relation to the tracking and provision of such ESG data. ESG data derived from private, public and third-party sources of information may be incorrect, unavailable, or not fully updated. Updates may also be subject of a time lag. ESG classification/scoring also reflects the opinion of the assessing party (including external parties, such as rating agencies or other financial institutions). In the absence of a standardized ESG scoring system, each assessing party has therefore its own research and analysis framework. Therefore, ESG scoring or risk levels given by different assessing parties to the same investment can vary greatly. This also applies for certain investments for which the Management Company and the Investment Managers may only have limited access to data from external parties in respect of the underlying constituents of an investment, due to, e.g. absence of look-through data. In such cases, the Management Company and the Investment Managers will attempt to assess such information on a best-effort basis. Such data gaps could also result in the incorrect assessment of a sustainability practice and/or related sustainability risks and opportunities. Furthermore, certain approaches are applied in a centralised way

following a top-down approach, such as the CSAM's centralized active ownership approach. In those cases, the actual output of those approaches at Subfund's level is not guaranteed. For instance, there is no guarantee that engagement is actually done over a specific reference period with investee companies held in a relevant Subfund even though the respective Subfund's portfolios is an integrated part of the overall CSAM investment portfolio.

Investors shall also note that the non-financial- / ESG-performance of a portfolio might differ from its financial performance and the Management Company and the Investment Managers cannot give any representation as to the correlation of financial and ESG performance. Adhering to a new ESG classification, respectively a change of ESG classification may also lead to transactional costs to reposition the underlying portfolio as well as new disclosure, reporting, compliance and risk management related costs. Following ESG objectives does not necessarily imply suitability for meeting the investor or client's overall investment objectives, nor any investor/ client specific sustainability preferences.

Sustainable Investing Risks may be higher for Subfunds with a sustainable thematic objective and/or which integrate ESG Factors into the various steps of their investment process as far as those Subfunds have (i) a particular sectoral focus, such as investing in the industrial sector with larger carbon footprints and/or with higher transitioning costs to low carbon alternatives, or (ii) a particular geographical focus, such as concentrating investments in emerging markets with higher sustainability risks related to their transition path and the early stage of their social and governance structures. For more information about the sustainable investing risks related to investments in the industrial sector or in emerging markets, investors shall consult the environmental, social and governance risks described in more details in the section "Sustainability Risks", "Concentration on Certain Countries/Regions" and "Investments in Emerging Countries".

### **Investment Risk**

#### ***Investments in Equities***

The risks associated with investments in equity (and equity-type) securities include in particular significant fluctuations in market prices, adverse issuer or market information and the subordinate status of equity compared to debt securities issued by the same company.

Investors should also consider the risk attached to fluctuations in exchange rates, possible imposition of exchange controls and other restrictions.

#### ***Investments in Fixed Income Securities***

Investments in securities of issuers from different countries and denominated in different currencies offer potential benefits not available from investments solely in securities of issuers from a single country, but also involve certain significant risks that are not typically associated with investing in the securities of issuers located in a single country. Among the risks involved are fluctuations in interest rates as well as fluctuations in currency exchange rates (as further described above under section "Interest Rate Risk" and "Foreign Exchange Risk") and the possible imposition of exchange control regulations or other laws or restrictions applicable to such investments. A decline in the value of a particular currency in comparison with the Reference Currency of the Subfund would reduce the value of certain portfolio securities that are denominated in such a currency.

An issuer of securities may be domiciled in a country other than the country in whose currency the instrument is denominated. The values and relative yields of investments in the securities markets of different countries, and their associated risks, may fluctuate independently of each other.

As the Net Asset Value of a Subfund is calculated in its Reference Currency, the performance of investments denominated in a currency other than the Reference Currency will depend on the strength of such currency against the Reference Currency and on the interest rate environment in the country issuing the currency. In the absence of other events that could otherwise affect the value of non-Reference Currency investments (such as a change in the political climate or an issuer's credit quality), an increase in the value of the non-Reference Currency can generally be expected to increase the value of a Subfund's non-Reference Currency investments in terms of the Reference Currency.

The Subfunds may invest in investment grade debt securities. Investment grade debt securities are assigned ratings within the top rating categories by rating agencies on the basis of the creditworthiness or risk of default. Rating agencies review, from time to time, such assigned ratings and debt securities may therefore be downgraded in rating if economic circumstances impact the relevant debt securities issue. Moreover, the Subfunds may invest in debt instruments in the non-investment grade sector (high yield debt securities). Compared to investment grade debt securities, high yield debt securities are generally lower-rated and will usually offer higher yields to compensate for their reduced creditworthiness or increased risk of default.

SEC Rule 144A provides a safe harbour exemption from the registration requirements of the Securities Act of 1933 for resale of restricted securities to qualified institutional buyers, as defined in the rule. The advantage for Investors may be higher returns due to lower administration charges. However, dissemination of secondary market transactions in rule 144A securities is restricted

and only available to qualified institutional buyers. This might increase the volatility of the security prices and, in extreme conditions, decrease the liquidity of a particular rule 144A security.

### ***Risk relating to contingent convertibles instruments***

#### ***Unknown risk***

The structure of the contingent convertible instruments is yet untested. In a stressed environment, when the underlying features of these instruments will be put to the test, it is uncertain how they will perform. In the event a single issuer activates a trigger or suspends coupons, it is uncertain if the market will view the issue as an idiosyncratic event or systemic. In the latter case, potential price contagion and volatility to the entire asset class is possible. This risk may in turn be reinforced depending on the level of underlying instrument arbitrage. Furthermore, in an illiquid market, price formation may be increasingly stressed.

#### ***Capital structure inversion risk***

Contrary to classic capital hierarchy, contingent convertibles instruments investors may suffer a loss of capital when equity holders do not. In certain scenarios, holders of contingent convertibles instruments will suffer losses ahead of equity holders, e.g. when a high trigger principal write-down contingent convertibles instruments is activated. This cuts against the normal order of capital structure hierarchy where equity holders are expected to suffer the first loss.

#### ***Industry concentration risk***

As the issuers of contingent convertibles instruments may be unevenly distributed across sectors of industry, contingent convertibles instruments may be prone to industry concentration risks.

### ***Investments in Warrants***

The leveraged effect of investments in warrants and the volatility of warrant prices make the risks attached to investments in warrants higher than in the case of investment in equities. Because of the volatility of warrants, the volatility of the share price of any Subfund investing in warrants may potentially increase.

### ***Investments in Target Funds***

Investors should note that investments in Target Funds may incur costs both at the Subfund level and at the level of the Target Funds. Furthermore, the value of the units or shares in the Target Funds may be affected by currency fluctuations, currency exchange transactions, tax regulations (including the levying of withholding tax) and any other economic or political factors or changes in the countries in which the Target Fund is invested, along with the risks associated with exposure to the emerging markets.

The investment of the Subfunds' assets in units or shares of Target Funds entails a risk that the redemption of the units or shares may be subject to restrictions, with the consequence that such investments may be less liquid than other types of investment.

### ***Use of Derivatives***

While the use of financial derivative instruments can be beneficial, financial derivative instruments also involve risks different from, and, in certain cases, greater than, the risks presented by more traditional investments.

Derivatives are highly specialized financial instruments. The use of a derivative requires an understanding not only of the underlying instrument but also of the derivative itself, without there being any opportunity to observe the performance of the derivative under all possible market conditions.

If a derivative transaction is particularly large or if the relevant market is illiquid, it may not be possible to initiate a transaction or liquidate a position at an advantageous price.

Since many derivatives have a leverage component, adverse changes in the value or level of the underlying asset, rate or index may result in a loss substantially greater than the amount invested in the derivative itself.

The other risks associated with the use of derivatives include the risk of mispricing or improper valuation of derivatives and the inability of derivatives to correlate perfectly with underlying assets, rates and indices. Many derivatives are complex and often valued subjectively. Improper valuations can result in increased cash payment requirements to counterparties or a loss of value to the Company. Consequently, the Company's use of derivatives may not always be an effective means of, and sometimes could be counterproductive to, furthering the Company's investment objectives.

Derivative instruments also carry the risk that a loss may be sustained by the Company as a result of the failure of the counterparty to a derivative to comply with the terms of the contract (as further described under "Counterparty Risk" above). The default risk for exchange-traded derivatives is generally less than for privately negotiated derivatives, since the clearing house, which is the issuer or counterparty to each exchange-traded derivative, provides a guarantee of performance. In addition, the use of credit derivatives (credit default swaps, credit

linked notes) carries the risk of a loss arising for the Company if one of the entities underlying the credit derivative defaults.

Moreover, OTC derivatives may bear liquidity risks. The counterparties with which the Company effects transactions might cease making markets or quoting prices in certain of the instruments. In such cases, the Company might not be in a position to enter into a desired transaction in currencies, credit default swaps or total return swaps or to enter into an offsetting transaction with respect to an open position which might adversely affect its performance. Unlike exchange-traded derivatives, forward, spot and option contracts on currencies do not provide the Management Company with the possibility to offset the Company's obligations through an equal and opposite transaction. Therefore, through entering into forward, spot or options contracts, the Company may be required, and must be able, to perform its obligations under these contracts.

The use of derivative instruments may or may not achieve its intended objective.

### ***Investments in Hedge Fund Indices***

In addition to the risks entailed in traditional investments (such as market, credit and liquidity risks), investments in hedge fund indices entail a number of specific risks that are set out below.

The hedge funds underlying the respective index, as well as their strategies, are distinguished from traditional investments primarily by the fact that their investment strategy may involve the short sale of securities and, on the other hand, by using borrowings and derivatives, a leverage effect may be achieved.

The leverage effect entails that the value of a fund's assets increases faster if capital gains arising from investments financed by borrowing exceed the related costs, notably the interest on borrowed monies and premiums payable on derivative instruments. A fall in prices, however, causes a faster decrease in the value of the Company's assets. The use of derivative instruments, and in particular of short selling, can in extreme cases lead to a total loss in value.

Most of the hedge funds underlying the respective index were established in countries in which the legal framework, and in particular the supervision by the authorities, either does not exist or does not correspond to the standards applied in western Europe or other comparable countries. The success of hedge funds depends in particular on the competence of the fund managers and the suitability of the infrastructure available to them.

These financial indices shall be chosen in accordance with the eligibility criteria as set out in Article 9 of the Grand Ducal Regulation of 8 February 8, 2008 clarifying Article 44 of the Law of December 17, 2010.

### ***Investments in Commodity and Real Estate Indices***

Investments in products and/or techniques providing an exposure to commodity, hedge fund and real estate indices differ from traditional investments and entail additional risk potential (e.g. they are subject to greater price fluctuations). When included in a broadly diversified portfolio, however, investments in products and/or techniques providing an exposure to commodity and real estate indices generally show only a low correlation to traditional investments.

These financial indices shall be chosen in accordance with the eligibility criteria as set out in Article 9 of the Grand Ducal Regulation of 8 February 8, 2008 clarifying Article 44 of the Law of December 17, 2010.

### ***Investments in illiquid Assets***

The Company may invest up to 10% of the total net assets of each Subfund in transferable securities or money market instruments which are not traded on stock exchanges or regulated markets. It may therefore be the case that the Company cannot readily sell such securities. Moreover, there may be contractual restrictions on the resale of such securities. In addition, the Company may under certain circumstances trade futures contracts or options thereon. Such instruments may also be subject to illiquidity in certain situations when, for example, market activity decreases, or when a daily fluctuation limit has been reached. Most futures exchanges restrict the fluctuations in future contract prices during a single day by regulations referred to as "daily limits". During a single trading day no trades may be executed at prices above or below these daily limits. When the price of a futures contract has increased or decreased to the limit, positions can neither be purchased nor compensated. Futures prices have occasionally moved outside the daily limit for several consecutive days with little or no trading. Similar occurrences may prevent the Company from promptly liquidating unfavourable positions and therefore result in losses.

For the purpose of calculating the Net Asset Value, certain instruments, which are not listed on an exchange, for which there is limited liquidity, will be valued based upon the average price taken from at least two major primary dealers. These prices may affect the price at which Shares are redeemed or purchased. There is no guarantee that in the event of a sale of such instruments the price thus calculated can be achieved.

### ***Investments in Asset-Backed Securities and Mortgage-Backed Securities***

The Subfunds may have exposure to asset-backed securities ("ABS") and mortgage-backed securities ("MBS"). ABS and MBS are debt securities issued by

a special purpose vehicle (SPV) with the aim to pass through of liabilities of third parties other than the parent company of the issuer. Such securities are secured by an asset pool (mortgages in the case of MBS and various types of assets in the case of ABS). Compared to other traditional fixed income securities such as corporate or government issued bonds, the obligations associated with these securities may be subject to greater counterparty, liquidity and interest rate risks as well as other types of risks, such as reinvestment risk (arising from included termination rights, prepayment options), credit risks on the underlying assets and advance repayments of principal resulting in a lower total return (especially, if repayment of the debt is not concurrent with redemption of the assets underlying the claims).

ABS and MBS assets may be highly illiquid and therefore prone to substantial price volatility.

### **Small to medium-sized Companies**

A number of Subfunds may invest primarily in small and mid-cap companies. Investing in the securities of smaller, lesser-known companies involves greater risk and the possibility of greater price volatility due to the less certain growth prospects of smaller firms, the lower degree of liquidity of the markets for such stocks and the greater sensitivity of smaller companies to changing market conditions.

### **Investment in REITs**

REITs (real estate investment trusts) are listed companies – not open-ended undertakings for collective investment in transferable securities under Luxembourg law – which buy and/or develop real estate as long-term investments. They invest the bulk of their assets directly in real estate and derive most of their income from rent. Special risk considerations apply to investments in publicly traded securities of companies active primarily in the real estate sector. These risks include: the cyclical nature of real estate securities, risks connected with the general and local economic situation, supply overhangs and fierce competition, increases in land tax and operating costs, demographic trends and changes in rental income, changes to the provisions of building law, losses from damage and expropriation, environmental risks, rent ceilings imposed by administrative provisions, changes in real estate prices in residential areas, risks of associated parties, changes in the attractiveness of real estate to tenants, interest rate rises and other factors influencing the real estate capital market. As a rule, interest rate rises result in higher financing costs, which could reduce – either directly or indirectly – the value of the respective Subfund's investment.

### **Investments in Emerging Countries**

Investors should note that certain Subfunds may invest in less developed or emerging markets. Investing in emerging markets may carry a higher risk than investing in developed markets.

The securities markets of less developed or emerging markets are generally smaller, less developed, less liquid and more volatile than the securities markets of developed markets. The assets of Subfunds investing in such markets, as well as the income derived from the Subfund, may also be affected unfavourably by fluctuations in currency rates and exchange control and tax regulations and consequently the Net Asset Value of Shares of these Subfunds may be subject to significant volatility. Also, there might be restrictions on the repatriation of the capital invested.

Some of these markets may not be subject to accounting, auditing and financial reporting standards and practices comparable to those of more developed countries and the securities markets of such markets may be subject to unexpected closure. In addition, there may be less government supervision, legal regulation and less well-defined tax laws and procedures than in countries with more developed securities markets.

Moreover, settlement systems in emerging markets may be less well-organized than in developed markets. Thus, there may be a risk that settlement may be delayed and that cash or securities of the concerned Subfunds may be in jeopardy because of failures or of defects in the systems. In particular, market practice may require that payment shall be made prior to receipt of the security which is being purchased or that delivery of a security must be made before payment is received. In such cases, default by a broker or bank through whom the relevant transaction is effected might result in a loss being suffered by the Subfunds investing in emerging market securities.

In addition, there may be a higher than usual risk of political, economic, social and religious instability and adverse changes in government regulations and laws in less developed or emerging markets, which could affect the investments in those countries.

Those risks include the risk of social unrest, reduced access to healthcare, the involvement of child labour, the fragile structures of governing bodies, lack of transparency and cybersecurity risks, all of which may ultimately hinder the development of a sustainable economy. Environmental risks in emerging countries can also be higher, as investors may be impacted by higher physical risks and higher transition risks affecting investments in those countries.

Concentrated investments in emerging countries may further have higher sustainability risks than in developed markets, in particular due the slower transition path of emerging-market companies towards a lower carbon economy and to the early stage of their social and governance structures.

Investors should also read the increased sustainability risks specific to investment in emerging markets, as further developed in the section "Sustainability Risk" and "Sustainable Investing Risks".

It must also be borne in mind that companies are selected regardless of their market capitalization (micro, small, mid, large caps), sector or geographical location. This may lead to a concentration in geographical or sector terms.

Subscriptions in the relevant Subfunds are thus only suitable for investors who are fully aware of, and able to bear, the risks related to this type of investment.

### **Investments in Russia**

Custodial and registration risk in Russia

- Although exposure to the Russian equity markets is substantially hedged through the use of GDRs and ADRs, individual Subfunds may, in accordance with their investment policy, invest in securities which require the use of local depository and/or custodial services. Currently, evidence of legal title to shares is maintained in "book-entry" form in Russia.

- The Subfund will hold securities through the Depository Bank that will open a foreign nominee holder account with a Russian custodian. Russian law provides that the Depository Bank (as foreign nominee holder) will be under an obligation to "make all reasonable efforts within its control" to provide the Russian custodian or, at their request, the issuer, a Russian court, the Central Bank of the Russian Federation and Russian investigative authorities, with information on owners of securities, other persons exercising rights under securities and persons in whose interests such rights are exercised, and the number of the relevant securities.

It is plausible that the Depository Bank should be able to comply with the obligation described above by providing information about the Subfund as owner of securities. However, it cannot be ruled out that information about the Subfund's Shareholders including information about beneficial ownership of shares held in the Subfund may also be requested. If such information is not provided by the Subfund and / or the Shareholder to the Depository Bank, operations in the Depository Bank's foreign nominee holder account in Russia may be, as Russian law states, "prohibited or limited" by the Central Bank of the Russian Federation for up to six months. Russian law is silent as to whether such six-month term can be extended, therefore, such extension(s) cannot be excluded for an undetermined period of time so that the final impact of the aforementioned prohibition or limitation of operations cannot reasonably be evaluated at this point in time.

- The significance of the register is crucial to the custodial and registration process. Although independent registrars are subject to licensing and supervision by the Central Bank of Russia and may bear civil, as well as administrative liability for non-performance or undue performance of their obligations, it is, nevertheless, possible for the Subfund to lose its registration through fraud, negligence or mere oversight. Furthermore, although companies are required under Russian law to maintain independent registrars that meet certain statutory criteria, in practice there may be instances where this regulation has not been complied with by the companies. Because of this lack of independence, the management of a company can potentially exert significant influence over the make-up of that company's shareholder base.

- Distortion or destruction of the register could substantially impair, or in certain cases erase, the Subfund's holdings of the relevant company's shares. Neither the Subfund, the Investment Manager, the Depository Bank, the Management Company, the Board of Directors of the Management Company nor any of their agents can make any representation or warranty about, or any guarantee of, the registrars' actions or performance. Such risk will be borne by the Subfund. Although Russian law provides for the mechanism of restoration of the lost information in the register, there is no guidance on how this mechanism should operate in practice, and any potential dispute would be considered by a Russian court on a case-by-case basis.

The abovementioned amendments to the Russian Civil Code provide for unlimited protection of the "good faith purchaser" of equities acquired in the course of exchange trades. The only exception (which seems to be non-applicable) to this rule is the acquisition of such securities without consideration.

Direct investments in the Russian market are made in principle via equities or equity-type securities traded on the Moscow Exchange, in accordance with Chapter 6, "Investment Restrictions" and unless stipulated otherwise in Chapter 23 "Subfunds". Any other direct investments, which are not made via the Moscow Exchange will fall within the 10%-rule of Article 41 (2) a) of the Law of December 17, 2010.

### **Investments in India**

*Direct Investments in India*

In addition to the restrictions set out in this Prospectus, direct investments made in India are subject to the relevant Subfund obtaining a certificate of registration as "Foreign Portfolio Investor" ("FPI") (registration as Category I FPI) from a Designated Depository Participant ("DDP") on behalf of the Securities and Exchange Board of India ("SEBI"). In addition, the Subfund shall obtain a Permanent Account Number ("PAN") card from the Income Tax Department of India. The FPI Regulations set various limits for investments by FPIs and impose various obligations on the FPIs. All investments made directly in India will be subject to FPI Regulations prevailing at the time of the investment. Investors should note that the registration of the relevant Subfund as a FPI is a condition precedent to any direct investments by this Subfund in the Indian market.

The FPI registration of the Subfund can in particular be suspended or withdrawn by the SEBI in case of non-compliance with the SEBI's requirements, or in case of any acts or omissions in relation to compliance with any Indian regulations, including applicable laws and regulations relating to Anti-Money Laundering and Counter Terrorism Financing. No assurance can be given that the FPI registration will be maintained for the whole duration of the relevant Subfund. Consequently, investors should note that a suspension or a withdrawal of the FPI registration of the Subfund may lead to a deterioration of the performance of the relevant Subfund, which as a consequence, could have a negative impact on the value of the investors' participation depending on the prevailing market conditions at that time.

Investors should also note that the Prevention of Money Laundering Act, 2002 ("PMLA") and the rules framed thereunder in relation to the prevention and control of activities concerning money laundering and confiscation of property derived or involved in money laundering in India require inter-alia certain entities such as banks, financial institutions and intermediaries dealing in securities (including FPIs) to conduct client identification procedures and to establish the beneficial owner of the assets ("Client ID") and to maintain a record of Client ID and certain kinds of transactions ("Transactions"), such as cash transactions exceeding certain thresholds, suspicious transactions (whether or not made in cash and including credits or debits into or from non-monetary accounts such as security accounts). Accordingly, the FPI regulations have the ability to seek information from the FPI holder on the identity of beneficial owners of the Subfund, hence information regarding investors of the Subfund may be required for disclosure to local supervisory authorities.

As far as permitted under Luxembourg law, information and personal data regarding the investors of the Subfund investing in the Indian market (including but not limited to any documentation submitted as part of the identification procedure prescribed in relation to their investment in the Subfund) may be disclosed to the DDP, resp. to governmental or regulatory authorities in India upon their request. In particular investors shall note that, in order to enable the Subfund to comply with the Indian laws and regulations, any natural person who, whether acting alone or together, or through one or more juridical person, exercises control through ownership or who ultimately has a controlling ownership interest above 25% of the Subfund's assets is required to disclose its identity to the DDP.

#### *Indirect Investments in India*

In addition, certain Subfunds seek to get exposure to the Indian market by investing indirectly in Indian assets through derivative instruments or structured products. Accordingly, investors shall note that, in line with Indian laws and regulations on anti-money laundering, indirect investments made in India may require to disclose information pertaining to the Subfund, to the investors and beneficial owners of the Subfund to the relevant Indian supervisory authorities through the counterparty to the derivative instrument or structured product.

Therefore, as far as permitted under Luxembourg law, information and personal data regarding the investors of the Subfund investing indirectly in the Indian market (including but not limited to any documentation submitted as part of the identification procedure prescribed in relation to their investment in the Subfund) may be disclosed to the counterparty to the derivative instrument or structured product and to governmental or regulatory authorities in India upon their request. In particular, investors shall note that, in order to enable the Subfund to comply with the Indian laws and regulations, any natural person who, whether acting alone or together, or through one or more juridical persons, exercises control through ownership or who ultimately has a controlling ownership interest above 25% of the Subfund's assets is required to disclose its identity to the relevant counterparty to the derivative instrument or structured product and to the local supervisory authorities.

#### *Risks associated with the Stock Connect Scheme*

The Subfunds may invest in eligible China A shares ("China Connect Securities") through the Shanghai-Hong Kong Stock Connect scheme or other similar scheme(s) established under applicable laws and regulations from time to time (the "Stock Connect Scheme"). The Stock Connect Scheme is a securities trading and clearing linked program developed by, amongst others, The Stock Exchange of Hong Kong Limited ("SEHK"), Shanghai Stock Exchange ("SSE"), Hong Kong Securities Clearing Company Limited ("HKSCC") and China Securities Depository

and Clearing Corporation Limited ("ChinaClear"), with an aim to achieve mutual stock market access between mainland China and Hong Kong.

For investment in China Connect Securities, the Stock Connect Scheme provides the "Northbound Trading Link". Under the Northbound Trading Link, investors, through their Hong Kong brokers and a securities trading service company established by SEHK, may be able to place orders to trade China Connect Securities listed on the SSE by routing orders to the SSE.

Under the Stock Connect Scheme, HKSCC, also a wholly-owned subsidiary of Hong Kong Exchanges and Clearing Limited ("HKEx"), will be responsible for the clearing, settlement and the provision of depository, nominee and other related services of the trades executed by Hong Kong market participants and investors.

#### *China Connect Securities Eligible for Northbound Trading Link*

China Connect Securities eligible for trading on the Northbound Trading Link, as of the date of this Prospectus, include shares listed on the SSE that are (a) constituent stocks of SSE 180 Index; (b) constituent stocks of SSE 380 Index; (c) China A shares listed on the SSE that are not constituent stocks of the SSE 180 Index or SSE 380 Index, but which have corresponding China H shares accepted for listing and trading on SEHK, provided that: (i) they are not traded on the SSE in currencies other than Renminbi ("RMB"); and (ii) they are not included in the risk alert board. SEHK may include or exclude securities as China Connect Securities and may change the eligibility of shares for trading on the Northbound Trading Link.

#### *Ownership of China Connect Securities*

China Connect Securities acquired by Hong Kong and overseas investors (including the relevant Subfunds) through the Stock Connect Scheme are held in ChinaClear and HKSCC is the "nominee holder" of such China Connect Securities. Applicable PRC rules, regulations and other administration measures and provisions (the "Stock Connect Scheme Rules") generally provide for the concept of a "nominee holder" and recognise the concept of a "beneficial owner" of securities. In this respect, a nominee holder (being HKSCC in relation to the relevant China Connect Securities) is the person who holds securities on behalf of others (being Hong Kong and overseas investors (including the relevant Subfunds) in relation to the relevant China Connect Securities). HKSCC holds the relevant China Connect Securities on behalf of Hong Kong and overseas investors (including the relevant Subfunds) who are the beneficial owners of the relevant China Connect Securities. The relevant Stock Connect Scheme Rules provide that investors enjoy the rights and benefits of the China Connect Securities acquired through the Stock Connect Scheme in accordance with applicable laws. Based on the provisions of the Stock Connect Scheme Rules, it is the Hong Kong and overseas investors (including the relevant Subfunds) who should be recognised under the laws and regulations of the PRC as having beneficial ownership in the relevant China Connect Securities. Separately, under applicable rules of the Central Clearing and Settlement System ("CCASS") all proprietary interests in respect of the relevant China Connect Securities held by HKSCC as nominee holder belong to the relevant CCASS participants or their clients (as the case may be).

However, Northbound investors shall exercise their rights in relation to the China Connect Securities through the CCASS clearing participant and HKSCC as the nominee holder. With respect to certain rights and interests of China Connect Securities that can only be exercised via bringing legal actions to mainland China competent courts, it is uncertain whether such rights could be enforced since under the CCASS rules, HKSCC as nominee holder shall have no obligation to take any legal action or court proceeding to enforce any rights on behalf of the investors in respect of the China Connect Securities in mainland China or elsewhere. The precise nature and rights of a Northbound investor as the beneficial owner of China Connect Securities through HKSCC as nominee is less well defined under mainland China law and the exact nature and methods of enforcement of the rights and interests of Northbound investors under mainland China law are not free from doubt.

#### *Pre-trade checking*

Mainland China law provides that SSE may reject a sell order if an investor (including the Subfunds) does not have sufficient available China A shares in its account. SEHK will apply similar checking on all sell orders of China Connect Securities on the Northbound Trading Link at the level of SEHK's registered exchange participants ("Exchange Participants") to ensure there is no overselling by any individual Exchange Participant ("Pre-Trade Checking").

#### *Quota limitations*

Trading under the Stock Connect Scheme will be subject to a maximum cross-border investment quota ("Aggregate Quota"), together with a daily quota ("Daily Quota"). The Northbound Trading Link will be subject to a separate set of Aggregate and Daily Quota, which is monitored by SEHK. The Aggregate Quota limits the maximum net value of all buy trades via the Northbound Trading Link that can be executed by Exchange Participants while the Stock Connect Scheme

is in operation. The Daily Quota limits the maximum net buy value of cross-border trades via the Northbound Trading Link under the Stock Connect Scheme each trading day. The Aggregate Quota and/or the Daily Quota may change from time to time without prior notice and investors should refer to the SEHK website and other information published by the SEHK for up-to-date information.

Once the remaining balance of the Daily Quota applicable to the Northbound Trading Link drops to zero or such Daily Quota is exceeded, new buy orders will be rejected (though investors will be allowed to sell their China Connect Securities regardless of the quota balance). Therefore, quota limitations may restrict the Subfunds' ability to invest in China Connect Securities through the Stock Connect Scheme on a timely basis.

#### **Restriction on Day Trading**

Day (turnaround) trading is not permitted on the China A share market. Therefore, the Subfunds buying China Connect Securities on T day can only sell the shares on and after T+1 day subject to any China Connect Rules. This will limit the Subfunds' investment options, in particular where a Subfund wishes to sell any China Connect Securities on a particular trading day. Settlement and Pre-Trade Checking requirements may be subject to change from time to time.

#### **Order Priority**

Where a broker provides the Stock Connect Scheme trading services to its clients, proprietary trades of the broker or its affiliates may be submitted to the trading system independently and without the traders having information on the status of orders received from clients. There is no guarantee that brokers will observe client order priority (as applicable under relevant laws and regulations).

#### **Best Execution Risk**

China Connect Securities trades may, pursuant to the applicable rules in relation to the Stock Connect Scheme, be executed through one or multiple brokers that may be appointed in relation to the Subfunds for trading via the Northbound Trading Link. In order to satisfy the Pre-Trade Checking requirements, the Subfunds may determine that they can only execute China Connect Securities trades through certain specific broker(s) or Exchange Participant(s) and accordingly such trades may not be executed on a best execution basis.

In addition, the broker may aggregate investment orders with its and its affiliates' own orders and those of its other clients, including the Subfunds. In some cases, aggregation may operate to the Subfunds' disadvantage and in other cases aggregation may operate to the Subfunds' advantage.

#### **Limited off-exchange trading and transfers**

"Non-trade" transfers (i.e. off-exchange trading and transfers) are permitted in limited circumstances such as post-trade allocation of China Connect Securities to different funds/subfunds by fund managers or correction of trade errors.

#### **Clearing, settlement and custody risks**

HKSCC and ChinaClear will establish the clearing links between SEHK and SSE and each will become a participant of each other to facilitate clearing and settlement of cross-border trades. For cross-border trades initiated in a market, the clearing house of that market will on one hand clear and settle with its own clearing participants, and on the other hand undertake to fulfil the clearing and settlement obligations of its clearing participants with the counterparty clearing house.

China Connect Securities traded through the Stock Connect Scheme are issued in scripless form, so investors, including the Subfunds, will not hold any physical China Connect Securities. Under the Stock Connect Scheme, Hong Kong and overseas investors, including the Subfunds, which have acquired China Connect Securities through the Northbound Trading Link, should maintain such China Connect Securities with their brokers' or custodians' stock accounts with CCASS operated by HKSCC.

There are risks involved in dealing with the custodians or brokers who hold the Subfunds' investments or settle the Subfunds' trades. It is possible that, in the event of the insolvency or bankruptcy of a custodian or broker, the Subfunds would be delayed or prevented from recovering their assets from the custodian or broker, or its estate, and may have only a general unsecured claim against the custodian or broker for those assets.

Due to the short settlement cycle for China Connect Securities, the CCASS clearing participant acting as custodian may act upon the exclusive instruction of the selling broker duly instructed by the relevant Subfund's Investment Manager. For such purpose the Depository Bank may have to waive, at the risk of the Subfund, its settlement instruction right in respect of CCASS clearing participant acting as its custodian in the market.

Accordingly, the selling brokerage and custody services may be provided by one entity, whereas the Subfund may be exposed to risks resulting from potential conflict of interests which will be managed by appropriate internal procedures.

The Subfunds' rights and interests in China Connect Securities will be exercised through HKSCC exercising its rights as the nominee holder of the China Connect

Securities credited to HKSCC's RMB common stock omnibus account with ChinaClear.

#### **Risk of CCASS Default and ChinaClear Default**

Investors should note that China Connect Securities held with relevant brokers' or custodians' accounts with CCASS may be vulnerable in the event of a default, bankruptcy or liquidation of CCASS. In such case, there is a risk that the Subfunds may not have any proprietary rights to the assets deposited in the account with CCASS, and/or the Subfunds may become unsecured creditors, ranking *pari passu* with all other unsecured creditors, of CCASS.

Further, the Subfunds' assets held with relevant brokers' or custodians' accounts with CCASS may not be as well protected as they would be if it were possible for them to be registered and held solely in the name of the Subfunds. In particular, there is a risk that creditors of CCASS may assert that the securities are owned by CCASS and not the Subfunds, and that a court would uphold such an assertion, in which case creditors of CCASS could seize assets of the Subfunds.

In the event of any settlement default by HKSCC, and a failure by HKSCC to designate securities or sufficient securities in an amount equal to the default such that there is a shortfall of securities to settle any China Connect Securities trades, ChinaClear will deduct the amount of that shortfall from HKSCC's RMB common stock omnibus account with ChinaClear, such that the Subfunds may share in any such shortfall.

ChinaClear has established a risk management framework and measures that are approved and supervised by the China Securities Regulatory Commission. Should the remote event of ChinaClear's default occur and ChinaClear be declared as a defaulter, HKSCC's liabilities in Northbound trades under its market contracts with clearing participants will be limited to assisting clearing participants in pursuing their claims against ChinaClear. HKSCC will in good faith, seek recovery of the outstanding stocks and monies from ChinaClear through available legal channels or through ChinaClear's liquidation. In that event, the Subfunds may suffer delay in the recovery process or may not be able to fully recover their losses from ChinaClear.

#### **Participation in corporate actions and shareholders' meetings**

Following existing market practice in China, investors engaged in trading of China Connect Securities on the Northbound Trading Link will not be able to attend meetings by proxy or in person of the relevant SSE-listed company. The Subfunds will not be able to exercise the voting rights of the invested company in the same manner as provided in some developed markets.

In addition, any corporate action in respect of China Connect Securities will be announced by the relevant issuer through the SSE website and certain officially appointed newspapers. However, SSE-listed issuers publish corporate documents in Chinese only, and English translations will not be available.

HKSCC will keep CCASS participants informed of corporate actions of China Connect Securities. Hong Kong and overseas investors (including the Subfunds) will need to comply with the arrangement and deadline (specified by their respective brokers or custodians (i.e. CCASS participants)). The time for them to take actions for some types of corporate actions of China Connect Securities may be as short as one business day only. Therefore, the Subfunds may not be able to participate in some corporate actions in a timely manner. Further, as multiple proxies are not available in mainland China, the Subfunds may not be able to appoint proxies to attend or participate in shareholders' meetings in respect of China Connect Securities. There is no assurance that CCASS participants who participate in the Stock Connect Scheme will provide or arrange for the provision of any voting or other related services.

#### **Short swing profit rule and Disclosure of Interests**

##### **Short swing profit rule risk**

According to the mainland China securities law, a shareholder holding 5% or more, aggregating its positions with other group companies, of the total issued shares ("Major Shareholder") of a mainland China incorporated company which is listed on a stock exchange in mainland China (a "PRC Listco") has to return any profits obtained from the purchase and sale of shares of such PRC Listco if both transactions occur within a six-month period. In the event that the Company becomes a Major Shareholder of a PRC Listco by investing in China Connect Securities via the Stock Connect Scheme, the profits that the Subfunds may derive from such investments may be limited, and thus the performance of the Subfunds may be adversely affected depending on the Company's size of investment in China Connect Securities through the Stock Connect Scheme.

##### **Disclosure of Interests Risk**

Under the mainland China disclosure of interest requirements, in the event the Company becomes a Major Shareholder of a PRC Listco may be subject to the risk that the Company's holdings may have to be reported in aggregate with the holdings of such other persons mentioned above. This may expose the Company's holdings to the public with an adverse impact on the performance of the Subfunds.

**Foreign Ownership Limits**

Since there are limits on the total shares held by all underlying foreign investors and/or a single foreign investor in one PRC Listco based on thresholds as set out under the mainland China regulations (as amended from time to time), the capacity of the Subfunds (being a foreign investor) to make investments in China Connect Securities will be affected by the relevant threshold limits and the activities of all underlying foreign investors.

It will be difficult in practice to monitor the investments of the underlying foreign investors since an investor may make investment through different permitted channels under mainland China laws.

**Operational risk**

The Stock Connect Scheme is premised on the functioning of the operational systems of the relevant market participants. Market participants are able to participate in the Stock Connect Scheme subject to meeting certain information technology capability, risk management and other requirements as may be specified by the relevant exchange and/or clearing house.

Further, the "connectivity" in the Stock Connect Scheme requires routing of orders across the border of Hong Kong and mainland China. This requires the development of new information technology systems on the part of SEHK and Exchange Participants (i.e. China Stock Connect System) to be set up by SEHK to which Exchange Participants need to connect. There is no assurance that the systems of SEHK and market participants will function properly or will continue to be adapted to changes and developments in both markets. In the event that the relevant systems fail to function properly, trading in China Connect Securities through the Stock Connect Scheme could be disrupted. The Subfunds' ability to access the China A share market (and hence to pursue its investment strategy) may be adversely affected.

**Regulatory risk**

The Stock Connect Scheme is a new program to the market and will be subject to regulations promulgated by regulatory authorities and implementation rules made by the stock exchanges in mainland China and Hong Kong. Further, new regulations may be promulgated from time to time by the regulators in connection with operations and cross-border legal enforcement in connection with cross-border trades under the Stock Connect Scheme.

**No Protection by Investor Compensation Fund**

The Subfunds' investments through Northbound Trading Link is currently not covered by the Hong Kong's Investor Compensation Fund. Therefore, the Subfunds are exposed to the risks of default of the broker(s) engaged in their trading in China Connect Securities.

**Differences in trading day**

The Stock Connect Scheme will only operate on days when both mainland China and Hong Kong markets are open for trading and when banks in both markets are open on the corresponding settlement days. So it is possible that there are occasions when it is a normal trading day for the mainland China market but investors, including the Subfunds, cannot carry out any China Connect Securities trading. The Subfunds may be subject to a risk of price fluctuations in China Connect Securities during the time when the Stock Connect Scheme is not trading as a result.

**Risks relating to suspension of the mainland China stock markets**

Securities exchanges in mainland China typically have the right to suspend or limit trading in any security traded on the relevant exchange. In particular, trading band limits are imposed by the stock exchanges, whereby trading in any China A-shares on the relevant stock exchange may be suspended if the trading price of the security fluctuates beyond the trading band limit. Such a suspension would make any dealing with the existing positions impossible and would potentially expose the Subfunds to losses.

**Mainland China tax risk**

Under Caishui 2014 No. 81 - The Circular on Issues Relating to the Tax Policy of the Pilot Inter-connected Mechanism for Trading on the Shanghai and Hong Kong Stock Markets jointly issued by the Ministry of Finance, the State Administration of Taxation and the China Securities Regulatory Commission on 14 November 2014, investors investing in China Connect Securities through the Stock Connect Scheme are exempt from income tax on capital gains derived from the sales of China Connect Securities. However, there is no guarantee on how long the exemption will last and there can be no certainty that the trading of China Connect Securities will not attract a liability to such tax in the future. The mainland China tax authorities may in the future issue further guidance in this regard and with potential retrospective effect.

In light of the uncertainty as to how gains or income that may be derived from the Subfunds' investments in mainland China will be taxed, the Management Company reserves the right to provide for withholding tax on such gains or income and

withhold tax for the account of the Subfunds. Withholding tax may already be withheld at broker/custodian level. Any tax provision, if made, will be reflected in the Net Asset Value of the Subfunds at the time of debit or release of such provision and thus will impact the Shares at the time of debit or release of such provision.

**Hedged Share Class Risk**

The hedging strategy applied to hedged Share Classes may vary from one Subfund to another. Each Subfund will apply a hedging strategy which aims to reduce currency risk between the Reference Currency of the respective Subfund and the nominal currency of the hedged Share Class while taking various practical considerations into account. The hedging strategy aims to reduce, but may not totally eliminate, currency exposure.

Investors should note that there is no segregation of liabilities between the individual Share Classes within a Subfund. Hence, there is a risk that under certain circumstances, hedging transactions in relation to a hedged Share Class could result in liabilities affecting the Net Asset Value of the other Share Classes of the same Subfund. In such case assets of other Share Classes of such Subfund may be used to cover the liabilities incurred by the hedged Share Class.

**Clearing and Settlement Procedures**

Different markets also have different clearing and settlement procedures. Delays in settlement may result in a portion of the assets of a Subfund remaining temporarily uninvested and no return is earned thereon. The inability of the Company to make intended security purchases due to settlement problems could cause a Subfund to miss attractive investment opportunities. The inability to dispose of portfolio securities due to settlement problems could result either in losses to a Subfund due to subsequent declines in value of the portfolio security or, if a Subfund has entered into a contract to sell the security, could result in possible liability to the purchaser.

**Investment Countries**

The issuers of fixed income securities and the companies, the shares of which are purchased, are generally subject to different accounting, auditing and financial reporting standards in the different countries of the world. The volume of trading, volatility of prices and liquidity of issuers may vary from one market or country to another. In addition, the level of government supervision and regulation of securities exchanges, securities dealers and listed and unlisted companies is different throughout the world. The laws and regulations of some countries may restrict the Company's ability to invest in securities of certain issuers located in those countries.

**Concentration on Certain Countries/Regions**

Where a Subfund restricts itself to investing in securities of issuers located in a particular country or countries, such concentration will expose the Subfund to the risk of adverse social, political or economic events which may occur in that country or countries as well as the sustainability risks that are relevant to those specific countries.

The risk increases if the country in question is an emerging market. Investments in these Subfunds are exposed to the risks which have been described; these may be exacerbated by the special factors pertaining to this emerging market.

**Industry/Sector Risk**

The Subfunds may invest in specific industries or sectors or a group of related industries. These industries or sectors may, however, be affected by market or economic factors, which could have a major effect on the value of the Subfunds' investments.

**Securities Lending**

Securities lending transactions involve counterparty risk, including the risk that the lent securities may not be returned or returned in a timely manner, thereby restricting the ability of the Subfund to meet delivery obligations under security sales. Should the borrower of securities fail to return the securities lent by a Subfund, there is a risk that the collateral received may be realized at a lower value than the securities lent, whether due to inaccurate pricing of the collateral, adverse market movements, decrease in the credit rating of the issuer of the collateral or the illiquidity of the market in which the collateral is traded which could adversely impact the performance of the Subfund.

The affiliate of Credit Suisse Group which acts as securities lending principal on behalf of the Subfunds, acts as the exclusive principal borrower and counterparty for securities lending transactions. They may engage in activities that might result in conflicts of interests with adverse effect on the performance of the Subfund. In such circumstances, Credit Suisse AG and Credit Suisse (Switzerland) Ltd. have undertaken to use their reasonable endeavours to resolve any such conflicts of interest fairly (having regard to their respective obligations and duties) and to ensure that the interests of the Company and the Shareholders are not unfairly prejudiced.



### Total Return Swaps

A TRS is an OTC derivative contract in which the total return payer transfers the total economic performance, including income from interest and fees, gains and losses from price movements, and credit losses, of a reference obligation to the total return receiver. In exchange, the total return receiver either makes an upfront payment to the total return payer, or makes periodic payments based on set rate which can be either fixed or variable. A TRS thus typically involves a combination of market risk and interest rate risk, as well as counterparty risk.

In addition, due to the periodic settlement of outstanding amounts and/or periodic margin calls under the relevant contractual agreements, a counterparty may, under unusual market circumstances, have insufficient funds available to pay the amounts due. Moreover, each TRS is a bespoke transaction among others with respect to its reference obligation, duration, and contractual terms, including frequency and conditions for settlement. Such lack of standardisation may adversely affect the price or conditions under which a TRS can be sold, liquidated or closed out. Any TRS therefore involves certain degree of liquidity risk.

Finally, as any OTC derivative, a TRS is a bilateral agreement which involves a counterparty which may, for any reason, not be in a position to fulfil its obligations under the TRS. Each party to the TRS is therefore exposed to counterparty risk and, if the agreement includes the use of collaterals, to the risks related to collateral management.

Investors are invited to consider the relevant risk warnings on Market Risk, Interest Rate Risk, Liquidity Risk, Counterparty Risk and Collateral Management set out in this Chapter.

### Collateral Management

Where the Company enters into OTC financial derivative and/or efficient portfolio management techniques, collateral may be used to reduce counterparty risk exposure. Collateral will be treated in accordance with the Company's collateral policy as set out in Chapter 19, "Regulatory Disclosures".

The exchange of collateral involves certain risks, including operational risk related to the actual exchange, transfer and booking of collateral. Collateral received under a title transfer arrangement will be held by the Depository Bank in accordance with the usual terms and provisions of the Depository Agreement. For other types of collateral arrangement, the collateral can be held by a third party custodian which is subject to prudential supervision, and which is unrelated to the provider of the collateral. The use of such third party custodians may involve additional operational and clearing and settlement risk, as well as counterparty risk.

Collateral received will consist of either cash or transferable securities that meet the criteria set out in the Company's collateral policy. Transferable securities received as collateral are subject to market risk. The Management Company aims to manage this risk by applying appropriate haircuts, valuing collateral on a daily basis, and accepting only high quality collateral. However, some residual market risk must be expected to remain.

Non-cash collateral must be highly liquid and traded on a regulated market or multilateral trading facility with transparent pricing in order that it can be sold quickly at a price that is close to pre-sale valuation. However, in adverse market circumstances, the market for certain types of transferable securities may be illiquid and, in extreme cases, may cease to exist. Any non-cash collateral therefore involves a certain degree of liquidity risk.

Non-cash collateral received will not be sold, re-invested or pledged. Accordingly, no risk is expected to arise from the reuse of collateral.

Risks linked to the management of collateral will be identified, managed and mitigated in accordance with the Management Company's risk management process concerning the Company. Investors are invited to consider the relevant risk warnings on Market Risk, Counterparty Risk, Liquidity Risk and Clearing and Settlement Procedures set out in this Chapter.

### Legal, Regulatory, Political and Tax Risk

The Management Company and the Company must at all times comply with applicable laws and regulations in each of the various jurisdictions where it is active, or where the Company makes its investments or holds its assets. Legal or regulatory constraints or changes to applicable laws and regulations may affect the Management Company or the Company, as well as the assets and liabilities of any of its Subfunds and may require a change in the investment objectives and policy of a Subfund. Substantive changes in applicable laws and regulations may make the investment objectives and policy of a Subfund more difficult or even impossible to achieve or implement, which may prompt the Management Company to take appropriate action, which may include the discontinuation of a Subfund.

The assets and liabilities of a Subfund, including but not limited to the financial derivative instruments used by the Management Company to implement that Subfund's investment objectives and policy may also be subject to change in laws or regulations and/or regulatory action which may affect their value or enforceability. In the implementation of a Subfund's investment objectives and policy, the Management Company may have to rely on complex legal agreements, including but not limited to master agreements for financial derivatives agreements,

confirmations and collateral arrangements and securities lending agreements. Such agreements may be drawn up by industry bodies established outside of the Grand Duchy of Luxembourg and subject to foreign laws, which may imply an additional element of legal risk. Whilst the Management Company will ensure that it receives appropriate advice from reputable legal counsel, it cannot be excluded that such complex legal agreements, whether governed by domestic or foreign laws, may be held unenforceable by a competent court due to legal or regulatory developments or for any other reason.

Recently, the global economic environment has been characterised by an increase in political risk in both developed and developing countries. The performance of the Subfunds or an investor's possibility to purchase, sell or redeem Shares may be adversely affected by market disruption due in particular to changes in general economic conditions and uncertainties caused by political developments such as the results of popular votes or referenda, changes in economic policy, the rescinding of free trade agreements, adverse developments in diplomatic relations, increased military tension, active armed conflict, changes in government agencies or policies, the imposition of Sanctions (as defined below) and/or restrictions on the transfer of capital and changes in the industrial and financial outlook in general. Changes in tax laws or fiscal policy in any country where the Management Company or the Company is active, or where a Subfund is invested or holds assets, may adversely affect the performance of a Subfund or any of its Share Classes. Investors are invited to consider the relevant risk warning on Taxation, and to consult with their professional advisers to assess their individual tax position.

### Armed Conflict Risk

At a future date following its investments, a Subfund may find itself in a situation where it has exposure to issuers that are based or have business operations or assets in a region where an armed conflict, caused either by state actors or by non-state actors, is occurring. As a consequence of such armed conflict, trade, payment infrastructure, control over investments and business operations may be significantly impeded, and, as such, investments in such region may suffer extensive losses. Such Subfund may suffer losses because of the adverse impact of such armed conflict on the Subfund's investments in such a region or in an issuer with either business operations or assets in such a region.

In addition, in the context of an armed conflict, the conflicted parties and/or other countries and/or international or supranational bodies may impose Sanctions, other restrictions on trade or free movement of capital and/or asset freezes, directly or indirectly related to the conflict or targeted at certain individuals, companies, public institutions, critical industrial, technological and/or financial infrastructure, currencies and/or the overall economy of one or more conflicted parties. Such Sanctions and/or other restrictions (including rating restrictions) may have a significant adverse impact on the investments of a Subfund and lead to considerable losses in value of the Subfund's assets. Sanctions may further cause the assets of a Subfund to become stranded as a result of the inability of the Subfund to value such assets and/or to sell such assets due to their unanticipated or premature economic depreciation. The scope of Sanctions and/or other restrictions may be very broad and their practical implementation and monitoring may be challenging. Any failure to fully implement and abide by any applicable Sanctions and/or other restrictions may cause additional financial and/or reputational damage to the Subfund or its assets.

### Taxation

The proceeds from the sale of securities in some markets or the receipt of any dividends and other income may be or may become subject to tax, levies, duties or other fees or charges imposed by the authorities in that market, including taxation levied by withholding at source.

It is possible that the tax law (and/or the current interpretation of the law) as well as the practice in countries, into which the Subfunds invest or may invest in the future, might change. As a result, the Company could become subject to additional taxation in such countries that is not anticipated either at the date of this Prospectus or when investments are made, valued or disposed of.

### FATCA

The Company may be subject to regulations imposed by foreign regulators, in particular the Foreign Account Tax Compliance provisions of the Hiring Incentives to Restore Employment Act (commonly known as "FATCA"). FATCA provisions generally impose a reporting to the U.S. Internal Revenue Service of non-U.S. financial institutions that do not comply with FATCA and U.S. persons' (within the meaning of FATCA) direct and indirect ownership of non-U.S. accounts and non-U.S. entities. Failure to provide the requested information will lead to a 30% withholding tax applying to certain U.S. source income (including dividends and interest) and gross proceeds from the sale or other disposal of property that can produce U.S. source interest or dividends.

Under the terms of FATCA, the Company will be treated as a Foreign Financial Institution (within the meaning of FATCA). As such, the Company may require all

investors to provide documentary evidence of their tax residence and all other information deemed necessary to comply with the above mentioned regulations. Should the Company become subject to a withholding tax as a result of FATCA, the value of the Shares held by all Shareholders may be materially affected. The Company and/or its Shareholders may also be indirectly affected by the fact that a non U.S. financial entity does not comply with FATCA regulations even if the Company satisfies with its own FATCA obligations.

Despite anything else herein contained, the Company shall have the right to:

- withhold any taxes or similar charges that it is legally required to withhold by applicable laws and regulations in respect of any shareholding in the Company;
- require any Shareholder or beneficial owner of the Shares to promptly furnish such personal data as may be required by the Company in its discretion in order to comply with applicable laws and regulations and/or to promptly determine the amount of withholding to be retained;
- divulge any such personal information to any tax authority, as may be required by applicable laws or regulations or requested by such authority; and
- delay payments of any dividend or redemption proceeds to a Shareholder until the Company holds sufficient information to comply with applicable laws and regulations or determine the correct amount to be withheld.

### Common Reporting Standard

The Company may be subject to the Standard for Automatic Exchange of Financial Account Information in Tax matters (the "Standard") and its Common Reporting Standard (the "CRS") as set out in the Luxembourg law dated 18 December 2015 implementing Council Directive 2014/107/EU of 9 December 2014 as regards mandatory automatic exchange of information in the field of taxation (the "CRS-Law").

Under the terms of the CRS-Law, the Company is to be treated as a Luxembourg Reporting Financial Institution. As such, as of 30 June 2017 and without prejudice to other applicable data protection provisions, the Company will be required to annually report to the Luxembourg tax authority personal and financial information related, inter alia, to the identification of, holdings by and payments made to (i) certain shareholders as per the CRS-Law (the "Reportable Persons") and (ii) Controlling Persons of certain non-financial entities ("NFEs") which are themselves Reportable Persons. This information, as exhaustively set out in Annex I of the CRS-Law (the "Information"), will include personal data related to the Reportable Persons.

The Company's ability to satisfy its reporting obligations under the CRS-Law will depend on each Shareholder providing the Company with the Information, along with the required supporting documentary evidence. In this context, the Shareholders are hereby informed that, as data controller, the Company will process the Information for the purposes as set out in the CRS-Law. The Shareholders undertake to inform their Controlling Persons, if applicable, of the processing of their Information by the Company.

The term "Controlling Person" means in the present context any natural persons who exercise control over an entity. In the case of a trust it means the settlor(s), the trustee(s), the protector(s) (if any), the beneficiary(ies) or class(es) of beneficiaries, and any other natural person(s) exercising ultimate effective control over the trust, and in the case of a legal arrangement other than a trust, persons in equivalent or similar positions. The term "Controlling Persons" must be interpreted in a manner consistent with the Financial Action Task Force Recommendations.

The Shareholders are further informed that the Information related to Reportable Persons within the meaning of the CRS-Law will be disclosed to the Luxembourg tax authority annually for the purposes set out in the CRS-Law. In particular, Reportable Persons are informed that certain operations performed by them will be reported to them through the issuance of statements, and that part of this information will serve as a basis for the annual disclosure to the Luxembourg tax authority.

Similarly, the Shareholders undertake to inform the Company within thirty (30) days of receipt of these statements should any included personal data be not accurate. The Shareholders further undertake to immediately inform the Company of, and provide the Company with all supporting documentary evidence of any changes related to the Information after occurrence of such changes.

Any Shareholder that fails to comply with the Company's Information or documentation requests may be held liable for penalties imposed on the Company and attributable to such shareholder's failure to provide the Information.

### German Investment Tax Act

As of 1 January 2018, under the provisions for the so-called partial tax exemption (*Teilfreistellung*),

- 30% of the income of a German tax-resident private investor (i.e. holding the interest in the fund as private assets for tax purposes (*steuerliches Privatvermögen*)) that results from an investment in a fund qualifying as a so-called equity fund (*Aktientonds*) as defined in section 2 paragraph 6 of the

German Investment Tax Act (*Investmentsteuergesetz*) as applicable as of 1 January 2018 and amended from time to time ("**German Investment Tax Act**") is exempt from German income tax (and from solidarity surcharge and, if applicable, church tax); and

- 15% of the income of such a German tax-resident private investor that results from an investment in a fund qualifying as a so-called mixed fund (*Mischfonds*) as defined in section 2 paragraph 7 of the German Investment Tax Act is exempt from German income tax (and from solidarity surcharge and, if applicable, church tax).

It is assessed for every calendar year whether such rules apply.

A fund qualifies as an equity fund (or mixed fund) if

- it is stipulated in its investment guidelines that it will continuously invest more than 50% (or at least 25%) of the value of its total assets in certain qualifying equity instruments as defined in section 2 paragraph 8 of the German Investment Tax Act or an investor individually proves vis-à-vis the competent tax office that the respective limit was met throughout the respective calendar year for which the partial tax-exemption is claimed; and
- if such requirement is continuously met in such calendar year.

Similar rules (though with different percentage rates) apply to income generated by German individual business investors (i.e. holding the interest in the fund as business assets for tax purposes (*steuerliches Betriebsvermögen*)) and German tax-resident corporations from their investment in an equity fund or mixed fund, subject to certain exemptions, and a corresponding portion of any expenses they incur in relation to such an investment is not tax-deductible.

As set out in their respective Investment Policy, the relevant Subfund seeks to invest continuously more than 50% or at least 25% of the value of its total assets in qualifying equity instruments.

However, it will depend on a number of factors – some of which are beyond the control of the fund manager – whether or not such minimum percentage will continuously be met – and, hence, whether the rules on the partial exemption will apply to German tax-resident investors – in any calendar year, in particular on the definition of qualifying participations and the interpretation of other legal provisions by the German tax authorities and German tax courts, how the instruments in which the relevant Subfund invests are classified (by the respective issuer and/or data providers) and on the value (market price) of the instruments held by it.

Therefore, no guarantee can be given that the rules about the partial exemption will apply. Consequently, German tax-resident investors should be prepared to be subject to German tax on 100% of the income from their investment in the relevant Subfund.

### Sanctions

Certain countries or designated persons or entities may, from time to time, be subject to sanctions and other restrictive measures imposed by states or supranational authorities (for example, but not limited to, the European Union or the United Nations), or their agencies (collectively, "Sanctions").

Sanctions may be imposed among others on foreign governments, state-owned enterprises, sovereign wealth funds, specified companies or economic sectors, as well as non-state actors or designated persons associated with any of the foregoing. Sanctions may take different forms, including but not limited to trade embargoes, prohibitions or restrictions to conduct trade or provide services to targeted countries or entities, as well as seizures, asset freezes and/or the prohibition to provide or receive funds, goods or services to or from designated persons.

Sanctions may adversely affect companies or economic sectors in which the Company, or any of its Subfunds, may from time to time invest. The Company could experience, among others, a decrease in value of securities of any issuer due to the imposition of Sanctions, whether directed towards such issuer, an economic sector in which such issuer is active, other companies or entities with which such issuer conducts business, or towards the financial system of a certain country. Because of Sanctions, the Company may be forced to sell certain securities at unattractive prices, at inopportune moments and/or in unfavourable circumstances where it may not have done so in the absence of Sanctions. Even though the Company will make reasonable efforts, acting in the best interest of the investors, to sell such securities under optimal conditions, such forced sales could potentially result in losses for the Subfunds concerned. Depending on the circumstances, such losses could be considerable. The Company may also experience adverse consequences due to an asset freeze or other restrictive measures directed at other companies, including but not limited to any entity that serves as a counterparty to derivatives, or as a sub-custodian, paying agent or other service provider to the Company or any of its Subfunds. The imposition of Sanctions may require the Company to sell securities, terminate ongoing agreements, lose access to certain markets or essential market infrastructure, cause some or all of a Subfund's assets to become unavailable, freeze cash or other assets belonging to the Company and/or adversely affect the cash flows associated with any investment or transaction.

The Company, the Management Company, the Depositary, the Investment Manager and any other members from the Credit Suisse Group (collectively, the

"Fund Parties") are required to comply with all applicable sanctions laws and regulations in the countries in which the Fund Parties conduct business (recognizing that certain of the sanctions regimes have implications for cross-border or foreign activities) and will implement the necessary policies and procedures to this effect (collectively, "Sanctions Policies"). The Shareholders should note that these Sanctions Policies will be developed by the Fund Parties in their discretion and best judgment and may involve protective or preventive measures that go beyond the strict requirements of applicable laws and regulations imposing any Sanctions which may further negatively impact the investments of the Company.

## 8. Net Asset Value

Unless otherwise specified in Chapter 23, "Subfunds", the Net Asset Value of the Shares of each Subfund shall be calculated in the Reference Currency of the respective Subfund and shall be determined under the responsibility of the Company's Board of Directors in Luxembourg on each Banking Day on which banks are open all day for business in Luxembourg (each such day being referred to as a "Valuation Day").

In case the Valuation Day is not a full Banking Day in Luxembourg, the Net Asset Value of that Valuation Day will be calculated on the next following Banking Day. If a Valuation Day falls on a day which is a holiday in countries whose stock exchanges or other markets are decisive for valuing the majority of a Subfund's assets, the Company may decide, by way of exception, that the Net Asset Value of the Shares in this Subfund will not be determined on such days. For determining the Net Asset Value, the assets and liabilities of the Company shall be allocated to the Subfunds (and to the individual Share Classes within each Subfund), the calculation is carried out by dividing the Net Asset Value of the Subfund by the total number of Shares outstanding for the relevant Subfund or the relevant Share Class. If the Subfund in question has more than one Share Class, that portion of the Net Asset Value of the Subfund attributable to the particular Class will be divided by the number of issued Shares of that Class. The Net Asset Value of an Alternate Currency Class shall be calculated first in the Reference Currency of the relevant Subfund. The Net Asset Value of the Alternate Currency Class shall be calculated through conversion at the mid-market rate between the Reference Currency and the Alternate Currency of the relevant Share Class.

The Net Asset Value of the Alternate Currency Class will in particular reflect the costs and expenses incurred for the currency conversion in connection with the subscription, redemption and conversion of Shares in this Class and for hedging the currency risk.

Unless otherwise specified in Chapter 23, "Subfunds", the assets of each Subfund shall be valued as follows:

- a) Securities which are listed or regularly traded on a stock exchange shall be valued at the last available traded price. If such a price is not available for a particular trading day, the closing mid-price (the mean of the closing bid and ask prices) or alternatively the closing bid price may be taken as a basis for the valuation.
- b) If a security is traded on several stock exchanges, the valuation shall be made by reference to the exchange which is the main market for this security.
- c) If a security is traded on a secondary market with regulated trading among securities dealers (with the effect that the price reflects market conditions), the valuation may be based on this secondary market.
- d) Securities traded on a regulated market shall be valued in the same way as those listed on a stock exchange.
- e) Securities that are not listed on a stock exchange and are not traded on a regulated market shall be valued at their last available market price. If no such price is available, the Company shall value these securities in accordance with other criteria to be established by the Board of Directors and on the basis of the probable sales price, the value of which shall be estimated with due care and in good faith.
- f) Derivatives shall be treated in accordance with the above. OTC swap transactions will be valued on a consistent basis based on bid, offer or mid prices as determined in good faith pursuant to procedures established by the Board of Directors. When deciding whether to use the bid, offer or mid-prices, the Board of Directors will take into consideration the anticipated subscription or redemption flows, among other parameters. If, in the opinion of the Board of Directors, such values do not reflect the fair market value of the relevant OTC swap transactions, the value of such OTC swap transactions will be determined in good faith by the Board of Directors or by such other method as it deems in its discretion appropriate.
- g) The valuation price of a money market instrument which has a maturity or remaining term to maturity of less than 12 months and does not have any specific sensitivity to market parameters, including credit risk, shall, based on the net acquisition price or on the price at the time when the investment's remaining term to maturity falls below 12 months, be progressively adjusted to the repayment price while keeping the resulting investment return

constant. In the event of a significant change in market conditions, the basis for the valuation of different investments shall be brought into line with the new market yields.

- h) Units or shares of UCITS or other UCIs shall be valued on the basis of their most recently calculated Net Asset Value, where necessary by taking due account of the redemption fee. Where no Net Asset Value and only buy and sell prices are available for units or shares of UCITS or other UCI, the units or shares of such UCITS or other UCIs may be valued at the mean of such buy and sell prices.
- i) Fiduciary and fixed-term deposits shall be valued at their respective nominal value plus accrued interest.

The amounts resulting from such valuations shall be converted into the Reference Currency of each Subfund at the prevailing mid-market rate. Foreign exchange transactions conducted for the purpose of hedging currency risks shall be taken into consideration when carrying out this conversion.

If a valuation in accordance with the above rules is rendered impossible or incorrect due to particular or changed circumstances, the Company's Board of Directors shall be entitled to use other generally recognized and auditable valuation principles in order to reach a proper valuation of the Subfund's assets and as a measure to prevent the practices relating to market timing.

Investments which are difficult to value (in particular those which are not listed on a secondary market with a regulated price-setting mechanism) are valued on a regular basis using comprehensible, transparent criteria. For the valuation of private equity investments, the Company may use the services of third parties which have appropriate experience and systems in this area. The Company's Board of Directors and the auditor shall monitor the comprehensibility and transparency of the valuation methods and their application.

The Net Asset Value of a Share shall be rounded up or down, as the case may be, to the next smallest unit of the Reference Currency which is currently used, unless otherwise specified in Chapter 23, "Subfunds".

The Net Asset Value of one or more Subfunds may also be converted into other currencies at the mid-market rate should the Company's Board of Directors decide to effect the issue and redemption of Shares in one or more other currencies. Should the Board of Directors determine such currencies, the Net Asset Value of the respective Shares in these currencies shall be rounded up or down to the next smallest unit of currency.

In exceptional circumstances, further valuations may be carried out on the same day; such valuations will be valid for any applications for subscription and/or redemption subsequently received.

The total Net Asset Value of the Company shall be calculated in Swiss francs.

### Adjustment of the Net Asset Value (Single Swing Pricing)

In order to protect existing Shareholders and subject to the conditions set out in Chapter 23, "Subfunds", the Net Asset Value per Share Class of a Subfund may be adjusted upwards or downwards by a maximum percentage ("swing factor") indicated in Chapter 23, "Subfunds", in the event of a net surplus of subscription or redemption applications on a particular Valuation Day. In such case the same Net Asset Value applies to all incoming and outgoing investors on that particular Valuation Day.

The adjustment of the Net Asset Value aims to cover in particular but not exclusively transaction costs, tax charges and bid/offer spreads incurred by the respective Subfund due to subscriptions, redemptions and/or conversions in and out of the Subfund. Existing Shareholders would no longer have to indirectly bear these costs, since they are directly integrated into the calculation of the Net Asset Value and hence, are borne by incoming and outgoing investors.

The Net Asset Value may be adjusted on every Valuation Day on a net deal basis. The Board of Directors can set a threshold (net capital flows that needs to be exceeded) to apply the adjustment to the Net Asset Value. Shareholders should note that the performance calculated on the basis of the adjusted Net Asset Value might not reflect the true portfolio performance as a consequence of the adjustment of the Net Asset Value.

## 9. Expenses and Taxes

### i. Taxes

The following summary is based on the laws and practices that are currently applicable in the Grand Duchy of Luxembourg, as may be amended from time to time.

Unless otherwise specified in Chapter 23, "Subfunds", the Company's assets are subject to subscription tax ("taxe d'abonnement") in the Grand Duchy of Luxembourg of 0.05% p.a., payable quarterly. Among other options, a reduced tax rate of 0.01% p.a. of the net assets will apply for example to Share Classes of the respective Subfund which are reserved to one or more institutional investors as set forth in article 174 (2) c) of the Law of December 17, 2010.

The Company's income is not taxable in Luxembourg.

Dividends, interest, income and gains received by the Company on its investments may be subject to non-recoverable withholding tax or other taxes in the countries of origin.

According to the legislation currently in force in Luxembourg, Shareholders are not required to pay any income, gift, inheritance or other taxes in Luxembourg unless they are resident or domiciled in Luxembourg or maintain a permanent establishment there.

The tax consequences will vary for each investor in accordance with the laws and practices currently in force in a Shareholder's country of citizenship, residence or temporary domicile, and in accordance with his or her personal circumstances. Investors should therefore ensure they are fully informed in this respect and should, if necessary, consult their own financial advisers.

## ii. Expenses

Apart from the above-mentioned "taxe d'abonnement", the Company shall bear the costs specified below, unless otherwise specified in Chapter 23, "Subfunds":

- a) All taxes which may be payable on the assets, income and expenses chargeable to the Company;
- b) All costs of buying and selling securities and other assets including inter alia standard brokerage, clearing account maintenance fees, fees charged by clearing platforms and bank charges;
- c) A monthly management fee for the Management Company, payable at the end of each month, based on the average daily Net Asset Values of the relevant Share Classes during that month. The management fee may be charged at different rates for individual Subfunds and Share Classes within a Subfund or may be waived in full. Charges incurred by the Management Company in relation to the provision of investment advice shall be paid out of the management fee. Further details of the management fees are included in Chapter 2, "Summary of Share Classes".
- d) Fees payable to the Depositary Bank, which are charged at rates agreed from time to time with the Company on the basis of usual market rates prevailing in Luxembourg, and which are based on the net assets of the respective Subfund or the value of transferable securities and other assets held or determined as a fixed sum; the fees payable to the Depositary Bank may not exceed 0.10% p.a. although in certain cases the transaction fees and the fees of the Depositary Bank's correspondents may be charged additionally;
- e) An annual FX hedging fee of up to 0.10% p.a. payable to the FX Hedging Agent is charged to the Alternate Currency Classes of the Subfunds, as set out in Chapter 2, "Summary of Share Classes" and Chapter 5, "Investment in CS Investment Funds 2". The FX hedging fee is calculated on a pro rata temporis basis on the basis of the average net assets of the relevant Alternate Currency Class upon calculation of its net asset value. Margins / spreads charged by the FX counterparties are not covered by the FX hedging fee.
- f) Fees payable to the paying agents (in particular, a coupon payment commission), transfer agents and the authorized representatives in the countries of registration;
- g) Any licence fees payable to index providers;
- h) Any fees payable to providers of risk management systems or providers of data for those risk management systems being used by the Management Company for the purpose of fulfilling regulatory requirements;
- i) Any fees payable to agencies, firms or other institutions (including but not limited to proxy voting delegate) used by the Management Company solely for the purpose of complying with regulatory requirements;
- j) All other charges incurred for sales activities and other services rendered to the Company but not mentioned in the present section; for certain Share Classes, these fees may be borne in full or in part by the Management Company;
- k) Fees incurred for collateral management in relation to derivative transactions;
- l) Expenses, including those for legal advice, which may be incurred by the Company or the Depositary Bank as a result of measures taken on behalf of the Shareholders;
- m) The cost of preparing, depositing and publishing the Articles of Incorporation and other documents in respect of the Company, including notifications for registration, Key Investor Documents, prospectuses or memoranda for all government authorities and stock exchanges (including local securities dealers' associations) which are required in connection with the Company or with offering the Shares; the cost of printing and distributing annual and semi-annual reports for the Shareholders in all required languages, together with the cost of printing and distributing all other reports and documents which are required by the relevant legislation or regulations of the above-mentioned authorities; the remuneration of the members of the Board of Directors and their reasonable and documented travel and out-of-pocket expenses, insurance coverage (including director/manager insurance); the cost of book-keeping and calculating the daily Net Asset Value which may not exceed 0.10% p.a., the cost of notifications to Shareholders including

the publication of prices for the Shareholders, the fees and costs of the Company's auditors and legal advisers, and all other similar administrative expenses, and other expenses directly incurred in connection with the offer and sale of Shares, including the cost of printing copies of the aforementioned documents or reports as are used in marketing the Company's Shares. The cost of advertising may also be charged.

Without prejudice to the aforesaid, unless supported by the Management Company and/or the Investment Manager, any costs and expenses incurred with respect to the realization of assets or otherwise related to the liquidation of a subfund, such as the legal, advisory, asset recovery and administrative costs of liquidation, shall be borne by the relevant subfund in liquidation. Any such costs in relation to the liquidation of a subfund are borne by all investors holding Shares of the subfund at the time the decision to liquidate the subfund is taken by the Company.

## iii. Performance Fee

In addition to the aforementioned costs, the Company bears any performance-related fees ("Performance Fee") if specified for the respective Subfund in Chapter 2, "Summary of Share Classes" and Chapter 23, "Subfunds".

## General Information

All recurring fees shall first be deducted from investment income, then from the gains from securities transactions and then from the Company's assets. Other non-recurring fees, such as the costs for establishing the Company and (new) Subfunds or Share Classes, may be written off over a period of up to five years.

The costs attributable to the individual Subfunds shall be allocated directly to them. Otherwise, costs shall be allocated among the individual Subfunds in proportion to the Net Asset Value of each Subfund.

## 10. Accounting Year

The accounting year of the Company ends on May 31 of each year.

## 11. Appropriation of Net Income and Capital Gains

### Accumulating Shares

At present, no distribution is envisaged for accumulating Share Classes of the Subfunds (see Chapter 5, "Investment in CS Investment Funds 2") and the income generated shall be used to increase the Net Asset Value of the Shares after deduction of general costs. However, within the scope of statutory provisions the Company may distribute from time to time, in whole or in part, ordinary net income and/or realized capital gains as well as all non-recurring income, after deduction of realized capital losses.

### Distribution Shares

The Board of Directors is entitled to determine the payment of dividends and decides to what extent distributions are to be made from the net investment income attributable to each distributing Share Class of the Subfund in question (see Chapter 5, "Investment in CS Investment Funds 2"). In addition, gains made on the sale of assets belonging to the Subfund may be and distributed to investors. Further distributions may be made from the Subfund's assets in order to achieve an appropriate distribution ratio.

Distributions may be declared on an annual basis or at any intervals to be specified by the Board of Directors, unless otherwise specified in Chapter 23, "Subfunds". Appropriation of the annual result as well as other distributions are proposed by the Board of Directors to the annual general meeting and are determined by the latter.

Distributions may on no account cause the Company's capital to fall below the minimum amount prescribed by law.

### General Information

Payment of income distributions shall be made in the manner described in Chapter 5, "Redemption of Shares".

Claims for distributions which are not made within five years shall lapse and the assets involved shall revert to the respective Subfund.

## 12. Lifetime, Liquidation and Merger

The Company and the Subfunds have been established for an unlimited period, unless otherwise specified in Chapter 23, "Subfunds". However, an extraordinary general meeting of Shareholders may dissolve the Company. To be valid, such a resolution shall require the minimum quorum prescribed by law. If the capital of the Company falls below two-thirds of the minimum amount, the Board of Directors must submit the question of the Company's dissolution to a general meeting of Shareholders for which no quorum is prescribed and which may pass a resolution by a simple majority of the Shares represented. If the capital of the Company falls below one quarter of the minimum amount, the Board of Directors must submit the question of the Company's dissolution to a general meeting of Shareholders. In such cases, no quorum is required; Shareholders holding one quarter of the Shares at the general meeting may pass a resolution to dissolve the Company.

The minimum capital required under Luxembourg law is currently EUR 1,250,000. If the Company is liquidated, the liquidation shall be effected in accordance with Luxembourg law, the liquidator(s) named by the general meeting of Shareholders shall dispose of the Company's assets in the best interests of the Shareholders and the net liquidation proceeds of the Subfunds shall be distributed pro rata to the Shareholders of these Subfunds. A Subfund may be liquidated and Shares in the Subfund concerned may be subject to compulsory redemption based on:

- a resolution passed by the Company's Board of Directors, as the Subfund may no longer be appropriately managed within the interests of the Shareholders, or
- a resolution passed by the general meeting of Shareholders of the Subfund in question; the Articles of Incorporation specify that the quorum and majority requirements laid down by Luxembourg law in respect of resolutions to amend the Articles of Incorporation shall apply to such general meetings.

Any resolution passed by the Company's Board of Directors to dissolve a Subfund shall be published in accordance with Chapter 14, "Information for Shareholders". The Net Asset Value of the Shares of the relevant Subfund will be paid out on the date of the mandatory redemption of the Shares.

Any redemption proceeds that cannot be distributed to the Shareholders within a period of six months shall be deposited with the "Caisse de Consignation" in Luxembourg until the statutory period of limitation has elapsed.

In accordance with the definitions and conditions set out in the Law of December 17, 2010, any Subfund may, either as a merging Subfund or as a receiving Subfund, be subject to mergers with another Subfund of the Company or another UCITS, on a domestic or cross-border basis. The Company itself may also, either as a merging UCITS or as a receiving UCITS be subject to cross-border and domestic mergers.

Furthermore, a Subfund may as a receiving Subfund be subject to mergers with another UCI or subfund thereof, on a domestic or cross border basis.

In all cases, the Board of Directors of the Company will be competent to decide on the merger. Insofar as a merger requires the approval of the Shareholders pursuant to the provisions of the Law of December 17, 2010, the meeting of Shareholders deciding by simple majority of the votes cast by Shareholders present or represented at the meeting is competent to approve the effective date of such a merger. No quorum requirement will be applicable. Only the approval of the Shareholders of the Subfunds concerned by the merger will be required.

Mergers shall be announced at least thirty days in advance in order to enable Shareholders to request the redemption or conversion of their shares.

### 13. General Meetings

The Annual General Meeting ("AGM") of Shareholders is held in Luxembourg on the second Tuesday of October of each year at 11 a.m. (Central European Time). If this date is not a Banking Day in Luxembourg, the AGM will take place on the next Banking Day.

Generally, notices of all general meetings will be sent to the holders of registered Shares by registered mail at least eight calendar days prior to the meeting at their addresses shown in the register of Shareholders. Meetings of the Shareholders of a particular Subfund may only pass resolutions relating to that Subfund.

### 14. Information for Shareholders

Information about the launch of new Subfunds may be obtained from the Company and the Distributors. The audited annual reports shall be made available to Shareholders free of charge at the registered office of the Company, at the paying agents, information agents and Distributors, within four months after the close of each accounting year. Unaudited semi-annual reports shall be made available in the same way within two months of the end of the accounting period to which they refer.

Other information regarding the Company, as well as the issue and redemption prices of the Shares may be obtained on any Banking Day at the Company's registered office.

All notices to Shareholders, including any information relating to a suspension of the calculation of the Net Asset Value, shall be announced online at [www.credit-suisse.com](http://www.credit-suisse.com) and, if required, be published in the RESA and/or in various newspapers.

The Net Asset Value shall be published daily on the Internet at [www.credit-suisse.com](http://www.credit-suisse.com) and may be published in various newspapers.

Investors may obtain the Prospectus, the Key Investor Document, the latest annual and semi-annual reports and copies of the Articles of Incorporation free of charge from the registered office of the Company and at [www.credit-suisse.com](http://www.credit-suisse.com). The relevant contractual agreements as well as the Management Company's Articles of Incorporation are available for inspection at the Company's registered offices during normal business hours. Also, up-to-date information regarding Chapter 17, "Depositary Bank" shall be made available to investors upon request at the registered office of the Company.

### 15. Management Company

The Company has designated Credit Suisse Fund Management S.A. to act as its Management Company. Credit Suisse Fund Management S.A. was incorporated in Luxembourg as CSAM Invest Management Company on December 9, 1999 as a joint-stock company for an indefinite period and is registered at the Luxembourg Trade and Companies Register under no. B 72 925. The Management Company has its registered office in Luxembourg, at 5, rue Jean Monnet. Its capital, on the date of this prospectus, is CHF 250,000. The share capital of the Management Company is held by Credit Suisse Asset Management & Investor Services (Schweiz) Holding AG, which is an affiliate of Credit Suisse Group.

The Management Company is subject to the provisions of Chapter 15 of the Law of December 17, 2010 and also manages other undertakings for collective investment.

### 16. Investment Manager and Sub-Investment Manager

The Company's Board of Directors is responsible for investing the Subfunds' assets. The Board of Directors has appointed the Management Company to implement the Subfunds' investment policy on a day-to-day basis.

In order to implement the policy of each Subfund, the Management Company may delegate, under its permanent supervision and responsibility, the management of the assets of the Subfunds to one or more Investment Managers.

Pursuant to the investment management agreement, the Investment Manager has discretion, on a day-to-day basis and subject to the overall control and ultimate responsibility of the Management Company, to purchase and sell securities and otherwise to manage the relevant Subfund's portfolios.

The Management Company and/or the Investment Manager may appoint in accordance with the investment management agreement entered into between the Investment Manager and the Management Company one or more Sub-Investment Managers for each Subfund to perform the management of the individual portfolios. The Investment Manager and Sub-Investment Manager/s for the respective Subfunds are indicated in Chapter 23, "Subfunds". The Management Company may at any time appoint an Investment Manager other than the one/s named in Chapter 23, "Subfunds", or may terminate the relation with any of the Investment Manager/s. The investors of such Subfund will be informed and the Prospectus will be modified accordingly.

### 17. Depositary Bank

Pursuant to a depositary and paying agent services agreement (the "Depositary Agreement"), Credit Suisse (Luxembourg) S.A. has been appointed as depositary bank of the Company (the "Depositary Bank"). The Depositary Bank will also provide paying agent services to the Company.

Credit Suisse (Luxembourg) S.A. is a public limited company (société anonyme) under the laws of Luxembourg incorporated for an unlimited duration. Its registered and administrative offices are at 5, rue Jean Monnet, L-2180 Luxembourg, Grand Duchy of Luxembourg. It is licensed to engage in all banking operations under Luxembourg law.

The Depositary Bank has been appointed for the safe-keeping of the assets of the Company in the form of custody of financial instruments, the record keeping and verification of ownership of other assets of the Company as well as for the effective and proper monitoring of the Company's cash flows in accordance with the provisions of the Law of December 17, 2010 and the Depositary Agreement.

In addition, the Depositary Bank shall also ensure that (i) the sale, issue, repurchase, redemption and cancellation of Shares are carried out in accordance with Luxembourg law and the Articles of Incorporation; (ii) the value of the Shares is calculated in accordance with Luxembourg law and the Articles of Incorporation; (iii) the instructions of the Management Company or the Company are carried out, unless they conflict with applicable Luxembourg law and/or the Articles of Incorporation; (iv) in transactions involving the Company's assets any consideration is remitted to the Company within the usual time limits; and (v) the Company's incomes are applied in accordance with Luxembourg law and the Articles of Incorporation.

In compliance with the provisions of the Depositary Agreement and the Law of December 17, 2010, the Depositary Bank may, subject to certain conditions and in order to effectively conduct its duties, delegate part or all of its safe-keeping duties in relation to financial instruments that can be held in custody and that are duly entrusted to the Depositary Bank for custody purposes to one or more sub-custodian(s), and/or in relation to other assets of the Company all or part of its duties regarding the record keeping and verification of ownership to other delegates, as they are appointed by the Depositary Bank from time to time. The Depositary Bank shall exercise all due skill, care and diligence as required by the Law of December 17, 2010 in the selection and the appointment of any sub-custodian and/or other delegate to whom it intends to delegate parts of its tasks and has to continue to exercise all due skill, care and diligence in the periodic review and ongoing monitoring of any sub-custodian and/or other delegate to which it has delegated parts of its tasks as well as of the arrangements of the sub-custodian and/or other delegate in respect of the matters delegated to it. In

particular, any delegation of custody tasks may only occur when the sub-custodian, at all times during the performance of the tasks delegated to it, segregates the assets of the Company from the Depository Bank's own assets and from assets belonging to the sub-custodian in accordance with the Law of December 17, 2010.

As a matter of principle, the Depository Bank does not allow its sub-custodians to make use of delegates for the custody of financial instruments unless further delegation by the sub-custodian has been agreed by the Depository Bank. To the extent, sub-custodians are accordingly entitled to use further delegates for the purpose of holding financial instruments of the Company or Subfunds that can be held in custody, the Depository Bank will require the sub-custodians to comply for the purpose of such sub-delegation with the requirements set forth by applicable laws and regulations, e.g. namely in respect of asset segregation.

Prior to the appointment and/or the use of any sub-custodian for the purposes of holding financial instruments of the Company or Subfunds, the Depository Bank analyses - based on applicable laws and regulations as well as its conflict of interests policy - potential conflicts of interests that may arise from such delegation of safekeeping functions. As part of the due diligence process applied prior to the appointment of a sub-custodian, this analysis includes the identification of corporate links between the Depository Bank, the sub-custodian, the Management Company and/or the Investment Manager. If a conflict of interest was identified between the sub-custodians and any of the parties mentioned before, the Depository Bank would - depending on the potential risk resulting on such conflict of interest - either decide not to appoint or not to use such sub-custodian for the purpose of holding financial instruments of the Company or require changes which mitigated potential risks in an appropriate manner and disclose the managed conflict of interest to the Company's investors. Such analysis is subsequently performed on all relevant sub-custodians on a regular basis as part of its ongoing due diligence procedure. Furthermore, the Depository Bank reviews, via a specific committee, each new business case for which potential conflicts of interest may arise between the Depository Bank, the Company, the Management Company and the Investment Manager(s) from the delegation of the safekeeping functions. As of the date of this Prospectus, the Depository Bank has not identified any potential conflict of interest that could arise from the exercise of its duties and from the delegation of its safekeeping functions to sub-custodians.

As per the date of this Prospectus, the Depository Bank does not use any sub-custodian which is part of the Credit Suisse Group and thereby avoids conflicts of interests which might potentially result thereof.

An up-to-date list of these sub-custodians along with their delegate(s) for the purpose of holding in custody financial instruments of the Company or Subfunds can be found on the webpage <https://www.credit-suisse.com/media/pb/docs/lu/privatebanking/services/list-of-credit-suisse-lux-sub-custodians.pdf> and will be made available to Shareholders and investors upon request.

The Depository Bank's liability shall not be affected by any such delegation to a sub-custodian unless otherwise stipulated in the Law of December 17, 2010 and/or the Depository Agreement.

The Depository Bank is liable to the Company or its Shareholders for the loss of a financial instrument held in custody by the Depository Bank and/or a sub-custodian. In case of loss of such financial instrument, the Depository Bank has to return a financial instrument of an identical type or the corresponding amount to the Company without undue delay. In accordance with the provisions of the Law of December 17, 2010, the Depository Bank will not be liable for the loss of a financial instrument, if such loss has arisen as a result of an external event beyond its reasonable control, the consequences of which would have been unavoidable despite all reasonable efforts to the contrary.

The Depository Bank shall be liable to the Company and to the Shareholders for all other losses suffered by them as a result of the Depository Bank's negligence or intentional failure to properly fulfil its duties in accordance with applicable law, in particular the Law of December 17, 2010 and/or the Depository Agreement.

The Company and the Depository Bank may terminate the Depository Agreement at any time by giving ninety (90) days' notice in writing. In case of a voluntary withdrawal of the Depository Bank or of its removal by the Company, the Depository Bank must be replaced at the latest within two (2) months after the expiry of the aforementioned termination period by a successor depository bank to whom the Company's assets are to be delivered and who will take over the functions and responsibilities of the Depository Bank. If the Company does not name such successor depository bank in time the Depository Bank may notify the CSSF of the situation. The Company will take the necessary steps, if any, to initiate the liquidation of the Company, if no successor depository bank has been appointed within two (2) months after the expiry of the aforementioned termination notice of ninety (90) days.

## 18. Central Administration

The Management Company has transferred the administration of the Company to Credit Suisse Fund Services (Luxembourg) S.A., a service company registered in

Luxembourg, which belongs to Credit Suisse Group AG, and has authorized the latter in turn to delegate tasks wholly or partly to one or more third parties under the supervision and responsibility of the Management Company.

As the Central Administration, Credit Suisse Fund Services (Luxembourg) S.A., will assume all administrative duties that arise in connection with the administration of the Company, including the issue and redemption of Shares, valuation of the assets, calculation of the Net Asset Value, accounting and maintenance of the register of Shareholders.

## 19. Regulatory Disclosure

### Conflicts of Interest

The Management Company, the Investment Managers, the Central Administration, the Depository Bank, certain Distributors and other service providers or some of the counterparties of the Company are part of Credit Suisse Group AG (each an "Affiliated Person").

Credit Suisse Group AG is a worldwide, full-service private banking, investment banking, asset management and financial services organization and a major participant in the global financial markets. As such, the Affiliated Persons are active in various business activities and may have other direct or indirect interests in the financial markets in which the Company invests. The Company will not be entitled to compensation related to such business activities.

The Management Company is not prohibited to enter into any transactions with Affiliated Persons, provided that such transactions are carried out as if effected on normal commercial terms negotiated at arm's length. In such case, in addition to the management fees the Management Company or the Investment Manager earn for managing the Company, they may also have an arrangement with the issuer, dealer and/or distributor of any products entitling them to a share in the revenue from such products that they purchase on behalf of the Company.

Moreover, the Management Company or the Investment Managers are not prohibited to purchase or to provide advice to purchase any products on behalf of the Company where the issuer, dealer and/or distributor of such products is an Affiliated Person provided that such transactions are carried out in the best interest of the Company as if effected on normal commercial terms negotiated at arm's length.

Affiliated Persons may act as counterparty and as calculation agent in respect of financial derivative contracts entered into by the Company. Investors should be aware that to the extent the Company trades with an Affiliated Person as dedicated counterparty, the Affiliated Person will make a profit from the price of the financial derivative contract which may not be the best price available in the market, irrespective of the Best Execution principles, as stated further below.

Potential conflicts of interest or duties may arise because Affiliated Persons may have invested directly or indirectly in the Company. Affiliated Persons could hold a relatively large proportion of Shares in the Company.

Employees and Directors of Affiliated Persons may hold Shares in the Company. Employees of Affiliated Persons are bound by the terms of the respective policy on personal transactions and conflicts of interest applicable to them.

In the conduct of its business the Management Company and Affiliated Persons' policy is to identify, manage and where necessary prohibit any action or transaction that may pose a conflict between the interests of Affiliated Persons' various business activities and the Company or its investors. The Affiliated Persons, as well as the Management Company strive to manage any conflicts in a manner consistent with the highest standards of integrity and fair dealing. For this purpose, both have implemented procedures that shall ensure that any business activities involving a conflict which may harm the interests of the Company or its investors, are carried out with an appropriate level of independence and that any conflicts are resolved fairly.

Such procedures include, but are not limited to the following:

- Procedure to prevent or control the exchange of information towards and between Affiliated Persons,
- Procedure to ensure that any voting rights attached to the Company's assets are exercised in the sole interests of the Company and its investors,
- Procedures to ensure that any investment activities on behalf of the Company are executed in accordance with the highest ethical standards and in the interests of the Company and its investors,
- Procedure on management of conflicts of interest.

Notwithstanding its due care and best effort, there is a risk that the organizational or administrative arrangements made by the Management Company for the management of conflicts of interest are not sufficient to ensure with reasonable confidence, that risks of damage to the interests of the Company or its Shareholders will be prevented. In such case these non-neutralized conflicts of interest as well as the decisions taken will be reported to investors in an appropriate manner (e.g. in the notes to the financial statements of the Company or on the internet at "[www.credit-suisse.com](http://www.credit-suisse.com)").

### Complaints Handling

Investors are entitled to file complaints free of charge with the Distributor or the Management Company in an official language of their home country.

The complaints handling procedure is available free of charge on the internet at "[www.credit-suisse.com](http://www.credit-suisse.com)".

### Exercise of Voting Rights

The Management Company has put in place a voting rights policy (the "Voting Rights Policy") and an engagement policy (the "Engagement Policy") within the meaning of the European Directive (EU) 2017/828 as regards the encouragement of long-term shareholder engagement (the "Shareholder Rights Directive 2") and relevant national implementing legislation. The Management Company may delegate the exercise of the voting rights attached to the instruments held in the Subfunds in the best interest of the Subfunds and their respective investors to a delegate which has implemented a voting rights policy and an engagement policy that are substantially similar to those of the Management Company (the "Proxy Voting Delegate"). The Proxy Voting Delegate shall be entitled to render proxy voting services and to place voting instructions and voting orders in relation to the securities held in the portfolios of the Funds and to appoint proxy advisors, subject to the approval of the Management Company and provided that appropriate confidentiality arrangements are put in place. The Proxy Voting Delegate will be required to provide the Management Company with regular reports on the exercise of voting rights.

Details of the actions taken and of the Voting Rights Policy and Engagement Policy will be made available to Shareholders free of charge on their request.

### Best Execution

The Management Company acts in the best interests of the Company when executing investment decisions. For that purpose it takes all reasonable steps to obtain the best possible result for the Company, taking into account price, costs, speed, likelihood of execution and settlement, order size and nature, or any other consideration relevant to the execution of the order (best execution). The Management Company ensures a high level of diligence in the selection and ongoing monitoring of investments in the best interests of the Company and the integrity of the market. The Management Company has implemented written policies and procedures on due diligence as well effective arrangements for ensuring that investment decisions are carried out in compliance with the investment objective and investment policy of the Company, taking into consideration and adhering to applicable risk limits. Where the Investment Managers are permitted to execute transactions, they will be committed contractually to apply equivalent best execution principles, if they are not already subject to equivalent best execution laws and regulations.

The best execution policy is available for investors on the internet at "[www.credit-suisse.com](http://www.credit-suisse.com)".

### Fair Treatment

Investors participate in the Subfunds by subscribing into, and holding, Shares of individual Share Classes. Individual Shares of a single Share Class bear the same rights and obligations in order to ensure equal treatment of all investors within the same Share Class of the relevant Subfund.

While remaining within the parameters profiling the different Share Classes of the relevant Subfund, the Company and/or the Management Company may enter into arrangements, on the basis of objective criteria as further specified below, with individual investors or a group of investors providing for special entitlements for those investors.

Such entitlements predominantly comprise, but are not limited to, rebates on fees charged to the Share Class, or specific disclosures, and will be granted solely based on objective criteria determined by the Management Company.

Objective criteria include, but are not limited to (alternatively, or cumulatively):

- the current or anticipated volume subscribed or to be subscribed by an investor;
- the total volume held by an investor in the Subfund or in any other Credit Suisse sponsored product;
- the expected holding period for an investment in the Subfund;
- the investor's willingness to invest during the launch phase of the Subfund;
- the type of the investor (e.g. repackager, wholesaler, fund management company, asset manager, other institutional investor, or private individual);
- the fee volume or revenues generated by the investor with a group of, or all Credit Suisse group affiliates;
- a legitimate purpose to obtain specific disclosures, which includes primarily legal, regulatory or tax obligations.

Any investor or prospective investor within a Share Class of a given Subfund which is, in the reasonable opinion of the Management Company, objectively in the same situation than another investor in the same Share Class who entered into arrangements with the Company and/or the Management Company is entitled to the same arrangements. In order to obtain the same treatment, any investor or prospective investor may liaise with the Management Company by addressing a

request to the Management Company's registered office. The Management Company will share the relevant information on the existence and nature of such specific arrangements with the relevant investor or prospective investor, verify the information received from the latter and determine on the basis of the information made available to it (including by such investor or prospective investor) whether the latter is entitled to the same treatment or not.

### Investor Rights

The Company draws the investors' attention to the fact that any investor will only be able to fully exercise its investor rights directly against the Company, notably the right to participate in general meetings of Shareholders if the investor is registered itself and in its own name in the registered account kept for the Company and its Shareholders by the Company's Central Administration. In cases where an investor invests in the Company through an intermediary investing into the Company in its own name but on behalf of the investor, it may not always be possible for the investor to exercise certain shareholder rights directly against the Company. Investors are advised to take advice on their rights.

### Remuneration Policy

The Management Company has in place a remuneration policy which is consistent with, and promotes, sound and effective risk management and that neither encourages risk taking which is inconsistent with the risk profiles of the Subfunds and the Articles of Incorporation nor impairs compliance with the Management Company's duty to act in the best interest of the Company and its Shareholders.

The remuneration policy of the Management Company has been adopted by its board of directors and is reviewed at least annually. The remuneration policy is based on the approach that remuneration should be in line with the business strategy, objectives, values and interests of the Management Company, the Subfunds it manages and their Shareholders, and include measures to avoid conflicts of interest, such as taking into account the holding period recommended to the Shareholders when assessing the performance.

All employees of the Credit Suisse group are subject to the Group Compensation Policy, the objectives of which include:

- (a) supporting a performance culture that is based on merit and differentiates and rewards excellent performance, both in the short and long term, and recognizes Credit Suisse's company values;
- (b) balancing the mix of fixed and variable compensation to appropriately reflect the value and responsibility of the role performed day to day, and to influence appropriate behaviours and actions; and
- (c) consistency with, and promotion of, effective risk management practices and Credit Suisse's compliance and control culture.

Details of the up-to-date remuneration policy of the Management Company, including, but not limited to, a description of how remuneration and benefits are calculated, the identity of persons responsible for awarding the remuneration and benefits, including a description of the global Credit Suisse group compensation committee are available on <https://www.credit-suisse.com/media/assets/about-us/docs/our-company/our-governance/compensation-policy.pdf>, and a paper copy will be made available free of charge upon request.

### Collateral Policy

Where the Company enters into OTC financial derivative and/or efficient portfolio management techniques, collateral may be used to reduce counterparty risk exposure in accordance with CSSF Circulars 08/356 and 14/592 and subject to the following principles:

- The Company currently accepts the following assets as eligible collateral:
  - Cash in US Dollars, Euros and Swiss Francs, and a Subfund's reference currency;
  - Government bonds, issued by OECD member countries, subject to a minimum long term rating requirement of A+/A1;
  - Bonds issued by federal states, government agencies, supranational institutions, government special banks or governmental export-import banks, municipalities or cantons of OECD member countries, subject to a minimum long term rating requirement of A+/A1;
  - Covered bonds issued by an issuer from an OECD member country, subject to a minimum long term rating of AA-/Aa3;
  - Corporate bonds issued by an issuer from an OECD member country, subject to a minimum long term rating of AA-/Aa3;
  - Shares representing common stock admitted to or dealt in on a regulated market of a Member State of the EU or on a stock exchange of a Member State of the OECD and included in a main index.

The issuer of negotiable debt obligations must have a relevant credit rating by S&P and/or Moody's.

Where the relevant ratings of S&P and Moody's differ with respect to the same issuer, the lower of the ratings shall apply.

The Management Company has the right to restrict or exclude certain OECD countries from the list of eligible countries, or more generally, to further restrict the eligible collateral.

- Any collateral received other than cash must be highly liquid and traded on a regulated market or multilateral trading facility with transparent pricing in order that it can be sold quickly at a price that is close to pre-sale valuation. Collateral received must also comply with the provisions of Article 48 of the Law of December 17, 2010.
- Bonds of any type and/or maturity are accepted, except perpetual bonds.
- The collateral received will be valued mark-to-market on a daily basis, as is common industry standard, and in accordance with Chapter 8 "Net Asset Value". The collateral received will be adjusted on a daily basis. Assets that exhibit high price volatility will not be accepted as collateral unless suitably conservative haircuts are in place.
- The collateral received by the Company must be issued by an entity that is independent from the counterparty and is expected not to display a high correlation with the performance of the counterparty.
- Collateral must be sufficiently diversified in terms of country, markets and issuers. The criterion of sufficient diversification with respect to issuer concentration is considered to be respected if a Subfund receives from a counterparty of OTC derivative and/or efficient portfolio management transactions a basket of collateral with a maximum exposure to a given issuer of 20% of its Net Asset Value. When a Subfund is exposed to different counterparties, the different baskets of collateral must be aggregated to calculate the 20% limit of exposure to a single issuer. By way of derogation from this sub-paragraph, a Subfund may be fully collateralised in different transferable securities and money market instruments issued or guaranteed by a Member State, one or more of its local authorities, a third country, or a public international body to which one or more Member States belong. Such a Subfund must receive securities from at least six different issues, but securities from any single issue should not account for more than 30% of the Subfund's Net Asset Value.
- Risks linked to the management of collateral, such as operational and legal risks, will be identified, managed and mitigated in accordance with the Management Company's risk management process concerning the Company.
- Where there is a title transfer, the collateral received must be held by the Depository Bank. For other types of collateral arrangement (e.g. pledge arrangement in relation to OTC financial derivative transactions), the collateral can be held by a third party custodian which is subject to prudential supervision, and which is unrelated to the provider of the collateral.
- Collateral received must be capable of being fully enforced by the Company at any time without reference to or approval from the counterparty.
- Any collateral received must not be sold, re-invested or pledged.

#### Haircut Policy

The Company has implemented a haircut policy in respect of each class of assets received as collateral. A haircut is a discount applied to the value of a collateral asset to account for the fact that its valuation, or liquidity profile, may deteriorate over time. The haircut policy takes account of the characteristics of the relevant asset class, the type and credit quality of the issuer of the collateral, the price volatility of the collateral and the results of any stress tests which may be performed in accordance with the collateral management policy. Subject to the framework of agreements in place with the relevant counterparty, which may or may not include minimum transfer amounts, it is the intention of the Company that any collateral received shall have a value, adjusted in light of the haircut policy.

According to the Company's haircut policy, the following discounts will be made:

Type of Collateral	Discount
Cash, restricted to USD, EUR, CHF and a Subfund's reference currency	0%
Government bonds, issued by OECD member countries, subject to a minimum long term rating requirement of A+ by S&P and/or A1 by Moody's	0.5% – 5%
Bonds issued by federal states, government agencies, supranational institutions, government special banks or governmental export-import banks, municipalities or cantons of OECD member countries, subject to a minimum long term rating requirement of A+ by S&P and/or A1 by Moody's	0.5% – 5%
Covered bonds issued by an issuer from an OECD member country, subject to a minimum long term rating of AA- by S&P and/or Aa3 by Moody's	1% – 8%
Corporate bonds issued by an issuer from an OECD member country, subject to a minimum long term rating of AA- by S&P and/or Aa3 by Moody's	1% – 8%
Shares representing common stock admitted to or dealt in on a regulated market of a Member State of	5% – 15%

the EU or on a stock exchange of a Member State of the OECD and included in a main index	
--	--

In addition to the above haircuts, there will be an additional haircut of 1%–8% on any collateral (cash, bonds or equity) in a different currency to that of its underlying transaction.

Moreover, in case of unusual market volatility, the Management Company reserves the right to increase the haircut it applies to collateral. As a consequence, the Company will receive more collateral to secure its counterparty exposure.

#### Benchmark Regulation

Pursuant to Regulation (EU) No 2016/1011 of the European Parliament and of the Council of 8 June 2016 on indices used as benchmarks in financial instruments and financial contracts or to measure the performance of investment funds and amending Directives 2004/48/EC and 2014/17/EU and Regulation (EU) No 596/2014 (the "**Benchmark Regulation**"), the Company can only use a benchmark or a combination of benchmarks if the benchmark is provided by an administrator located in the European Union, or in a third country subject to certain equivalence, recognition, or endorsement conditions, and which is included in a register maintained by the European Securities and Markets Authority ("**ESMA**"). Certain transitional provisions apply until 1 January 2020 pursuant to which benchmark administrators are currently not required to obtain authorisation or registration by the national competent authorities of their home member state in accordance with article 34 of the Benchmark Regulation or qualify for use in the European Union under the Benchmark Regulation's equivalence, recognition or endorsement regimes in accordance with articles 30, respectively 32 or 33 of the Benchmark Regulation. The Company has, to the extent possible, complied with its disclosure obligations under article 29 of the Benchmark Regulation based on the most up-to-date information available as at the date of this Prospectus in the register established and maintained by the ESMA. Where possible, further information will be made available at each Prospectus update. Investors should, however, note that there may be a certain time lapse between the moment the register maintained by ESMA is updated with additional information, and the moment when such information is added to the Prospectus in the context of the next following update.

In accordance with the Benchmark Regulation, the Company has established and maintains benchmark written contingency plans setting out the actions which the Company would take in the event that a benchmark index used by a Subfund materially changes or ceases to be provided (the "**Benchmark Contingency Plans**"). Details of the up-to-date Benchmark Contingency Plans are available free of charge to Shareholders and investors upon request at the registered office of the Company.

Investors should note that the actions that may be taken by the Company on the basis of the Benchmark Contingency Plans in case a benchmark index used by a Subfund materially changes or ceases to be provided may lead to a change of, among others, the name, the investment objectives and/or the investment policies of the relevant Subfund, or the benchmark used for the calculation of a performance fee (if any), particularly if the benchmark index is changed. Alternatively, the Board of Directors may decide to terminate the relevant Subfund or to merge or otherwise amalgamate the assets of the relevant Subfund with another Subfund of the Company or another UCITS. Any such actions and the related amendments to this Prospectus will be notified to the Shareholders and will be implemented in accordance with Luxembourg law, the requirements of the CSSF (as applicable) and the terms of this Prospectus.

#### 20. Data Protection Policy

The Company and the Management Company are committed to protecting the personal data of the investors (including prospective investors) and of the other individuals whose personal information comes into their possession in the context of the investor's investments in the Company.

The Company and the Management Company have taken all necessary steps, to ensure compliance with the EU Regulation 2016/679 of the European Parliament and of the Council of 27 April 2016 on the protection of natural persons with regard to the processing of personal data and on the free movement of such data and repealing Directive 95/46/EC and with any implementing legislation applicable to them (together, the "Data Protection Law") in respect of personal data processed by them in connection with investments made into the Company. This includes (non-exclusively) actions required in relation to: information about processing of the investor's personal data and, as the case may be, consent mechanisms, procedures for responding to requests to exercise individual rights, contractual arrangements with suppliers and other third parties, arrangements for overseas data transfers and record keeping and reporting policies and procedures. Personal data shall have the meaning given in the Data Protection Law and includes any information relating to an identifiable individual, such as the investor's name, address, invested amount, the investor's individual representatives' names



as well as the name of the ultimate beneficial owner, where applicable, and such investor's bank account details.

When subscribing to the Shares, each investor is informed of the processing of his/her personal data (or, when the investor is a legal person, of the processing of such investor's individual representatives and/or ultimate beneficial owners' personal data) via a data protection notice which will be made available in the application form issued by the Company to the investors. This notice will inform the investors about the processing activities undertaken by the Company, the Management Company and their delegates in more details.

## 21. Certain Regulatory and Tax Matters

### Foreign Account Tax Compliance

Capitalized terms used in this section should have the meaning as set forth in the Luxembourg amended law dated 24 July 2015 (the "**FATCA Law**"), unless provided otherwise herein.

The Foreign Account Tax Compliance provisions of the Hiring Incentives to Restore Employment Act (commonly known as "FATCA") generally impose a new reporting regime and potentially a 30% withholding tax with respect to (i) certain US source income (including dividends and interest) and gross proceeds from the sale or other disposal of property that can produce US source interest or dividends ("Withholdable Payments") and (ii) a portion of certain non-US source payments from non-US entities that have entered into FFI Agreements (as defined below) to the extent attributable to Withholdable Payments ("Passthru Payments"). As a general matter, the new rules are designed to require US persons' direct and indirect ownership of non-US accounts and non-US entities to be reported to the US Internal Revenue Service (the "IRS"). The 30% withholding tax regime applies if there is a failure to provide required information regarding US ownership.

Generally, the FATCA rules subject all Withholdable Payments and Passthru Payments received by the Company to 30% withholding tax (including the share that is allocable to Non-US Investors) unless the Company enters into an agreement (a "FFI Agreement") with the IRS to provide information, representations and waivers of non-US law (including any information notice relating to data protection) as may be required to comply with the provisions of the new rules, including, information regarding its direct and indirect US accountholders, or otherwise qualifies for an exemption, including an exemption under an intergovernmental agreement (or "IGA") between the United States and a country in which the non-US entity is resident or otherwise has a relevant presence.

The governments of Luxembourg and the United States have entered into an IGA regarding FATCA, implemented by the Luxembourg law transposing the Intergovernmental Agreement concluded on 28 March 2014 between the Grand Duchy of Luxembourg and the United States of America (the "**FATCA Law**"). Provided the Company adheres to any applicable terms of the FATCA Law, the Company will not be subject to withholding or generally required to withhold amounts on payments it makes under FATCA. Additionally, the Company will not have to enter into an FFI agreement with the IRS and instead will be required to obtain information regarding its Shareholders and to report such information to the Luxembourg tax authority, which, in turn, will report such information to the IRS. Any tax caused by an Investor's failure to comply with FATCA will be borne by such Investor.

Each prospective Investor and each Shareholder should consult its own tax advisors regarding the requirements under FATCA with respect to its own situation. Each Shareholder and each transferee of a Shareholder's interest in any Subfund shall furnish (including by way of updates) to the Management Company, or any third party designated by the Management Company (a "Designated Third Party"), in such form and at such time as is reasonably requested by the Management Company (including by way of electronic certification) any information, representations, waivers and forms relating to the Shareholder (or the Shareholder's direct or indirect owners or account holders) as shall reasonably be requested by the Management Company or the Designated Third Party to assist it in obtaining any exemption, reduction or refund of any withholding or other taxes imposed by any taxing authority or other governmental agency (including withholding taxes imposed pursuant to the Hiring Incentives to Restore Employment Act of 2010, or any similar or successor legislation or intergovernmental agreement, or any agreement entered into pursuant to any such legislation or intergovernmental agreement) upon the Company, amounts paid to the Company, or amounts allocable or distributable by the Company to such Shareholder or transferee. In the event that any Shareholder or transferee of a Shareholder's interest fails to furnish such information, representations, waivers or forms to the Management Company or the Designated Third Party, the Management Company or the Designated Third Party shall have full authority to take any and all of the following actions: (i) withhold any taxes required to be withheld pursuant to any applicable legislation, regulations, rules or agreements; (ii) redeem the Shareholder's or transferee's interest in any Subfund, and (iii) form and operate an investment vehicle organized in the United States that is treated as a "domestic partnership" for purposes of section 7701 of the Internal Revenue

Code of 1986, as amended and transfer such Shareholder's or transferee's interest in any Subfund or interest in such Subfund assets and liabilities to such investment vehicle. If requested by the Management Company or the Designated Third Party, the Shareholder or transferee shall execute any and all documents, opinions, instruments and certificates as the Management Company or the Designated Third Party shall have reasonably requested or that are otherwise required to effectuate the foregoing. Each Shareholder hereby grants to the Management Company or the Designated Third Party a power of attorney, coupled with an interest, to execute any such documents, opinions, instruments or certificates on behalf of the Shareholder, if the Shareholder fails to do so.

### Data protection information in the context of FATCA processing

In accordance with the FATCA Law, Luxembourg Financial Institutions ("**FI**") are required to report to the Luxembourg tax authority (i.e. Administration des Contributions Directes, the "**Luxembourg Tax Authority**") information regarding reportable persons such as defined in the FATCA Law.

The Company is considered a sponsored entity and as such as a non-reporting Luxembourg financial institution and shall be treated as deemed compliant foreign FI as foreseen by FATCA. The Company is the data controller and processes personal data of Shareholders and Controlling Persons as reportable persons for FATCA purposes.

The Company processes personal data concerning Shareholders or their Controlling Persons for the purpose of complying with the Company's legal obligations under the FATCA Law. These personal data include the name, date and place of birth, address, U.S. tax identification number, the country of tax residence and residence address, the phone number, the account number (or functional equivalent), the account balance or value, the total gross amount of interest, the total gross amount of dividends, the total gross amount of other income generated with respect to the assets held in the account, the total gross proceeds from the sale or redemption of property paid or credited to the account, the total gross amount of interest paid or credited to the account, the total gross amount paid or credited to the Shareholder with respect to the account, standing instructions to transfer funds to an account maintained in the United States, and any other relevant information in relation to the Shareholders or their Controlling Persons for the purposes of the FATCA Law (the "**FATCA Personal Data**").

The FATCA Personal Data will be reported by the Management Company or the Central Administration, as applicable, to the Luxembourg Tax Authority. The Luxembourg Tax Authority, under its own responsibility, will in turn pass on the FATCA Personal Data to the IRS in application of the FATCA Law.

In particular, Shareholders and Controlling Persons are informed that certain operations performed by them will be reported to them through the issuance of statements, and that part of this information will serve as a basis for the annual disclosure to the Luxembourg Tax Authority.

FATCA Personal Data may also be processed by the Company's data processors ("**Processors**") which, in the context of FATCA processing, may include the Management Company of the Company and the Central Administration of the Company.

The Company's ability to satisfy its reporting obligations under the FATCA Law will depend on each Shareholder or Controlling Person providing the Company with the FATCA Personal Data, including information regarding direct or indirect owners of each Shareholder, along with the required supporting documentary evidence. Upon request of the Company, each Shareholder or Controlling Person must provide the Company with such information. Failure to do so within the prescribed timeframe may trigger a notification of the account to the Luxembourg Tax Authority.

Although the Company will attempt to satisfy any obligation imposed on it to avoid any taxes or penalties imposed by the FATCA Law, no assurance can be given that the Company will be able to satisfy these obligations. If the Company becomes subject to a tax or penalty as result of the FATCA Law, the value of the Shares may suffer material losses.

Any Shareholder or Controlling Person that fails to comply with the Company's documentation requests may be charged with any taxes and penalties of the FATCA law imposed on the Company (inter alia: withholding under section 1471 of the U.S. Internal Revenue Code, a fine of up to 250.000 euros or a fine of up to 0,5 per cent of the amounts that should have been reported and which may not be less than 1.500 euros) attributable to such Shareholder's or Controlling Person's failure to provide the information and the Company may, in its sole discretion, redeem the Shares of such Shareholders.

Shareholders and Controlling Persons should consult their own tax advisor or otherwise seek professional advice regarding the impact of the FATCA-Law on their investment.

FATCA Personal Data will be processed in accordance with the provisions of the data protection notice which will be made available in the application form issued by the Company to the investors.

**Automatic Exchange of Information – Common Reporting Standard**

Capitalized terms used in this section should have the meaning as set forth in the Luxembourg law dated 18 December 2015 (the “**CRS Law**”), unless provided otherwise herein.

On 9 December 2014, the Council of the European Union adopted the Directive 2014/107/EU amending the Directive 2011/16/EU of 15 February 2011 on administrative cooperation in the field of taxation which now provides for an automatic exchange of financial account information between EU Member States (“**DAC Directive**”). The adoption of the aforementioned directive implements the OECD’s CRS and generalizes the automatic exchange of information within the European Union as of 1 January 2016.

In addition, Luxembourg signed the OECD’s multilateral competent authority agreement (“**Multilateral Agreement**”) to automatically exchange information between financial authorities. Under this Multilateral Agreement, Luxembourg will automatically exchange financial account information with other participating jurisdictions as of 1 January 2016. The CRS-Law implements this Multilateral Agreement, jointly with the DAC Directive introducing the CRS in Luxembourg law. Under the terms of the CRS-Law, the Company may be required to annually report to the Luxembourg tax authority the name, address, state(s) of residence, TIN(s), as well as the date and place of birth of i) each Reportable Person that is an account holder, ii) and, in the case of a Passive NFE within the meaning of the CRS-Law, of each Controlling Person(s) that is a Reportable Person. Such information may be disclosed by the Luxembourg tax authority to foreign tax authorities.

The Company’s ability to satisfy its reporting obligations under the CRS Law will depend on each Shareholder providing the Company with the Information, including information regarding direct or indirect owners of each Shareholder, along with the required supporting documentary evidence. Upon request of the Company, each Shareholder shall agree to provide the Company such information. Although the Company will attempt to satisfy any obligation imposed on it to avoid any taxes or penalties imposed by the CRS-Law, no assurance can be given that the Company will be able to satisfy these obligations. If the Company becomes subject to a tax or penalty as result of the CRS-Law, the value of the Shares may suffer material losses.

Any Shareholder that fails to comply with the Company’s documentation requests may be charged with any taxes and penalties imposed on the Company attributable to such Shareholder’s failure to provide the information and the Company may, in its sole discretion, redeem the Shares of such Shareholder.

Shareholders should consult their own tax advisor or otherwise seek professional advice regarding the impact of the CRS-Law on their investment.

**Data protection information in the context of CRS processing**

In accordance with the CRS-Law, Luxembourg Financial Institutions (“**FI**”) are required to report to the Luxembourg Tax Authority information regarding Reportable Persons such as defined in the CRS-Law.

As Luxembourg Reporting FI, the Company is the data controller and processes personal data of Shareholders and Controlling Persons as Reportable Persons for the purposes set out in the CRS-Law.

In this context, the Company may be required to report to the Luxembourg Tax Authority the name, residence address, TIN(s), the date and place of birth, the country of tax residence(s), the phone number, the account number (or functional equivalent), standing instructions to transfer funds to an account maintained in a foreign jurisdiction, the account balance or value, the total gross amount of interest, the total gross amount of dividends, the total gross amount of other income generated with respect to the assets held in the account, the total gross proceeds from the sale or redemption of property paid or credited to the account, the total gross amount of interest paid or credited to the account, the total gross amount paid or credited to the Shareholder with respect to the account, as well as any other information required by applicable laws of i) each Reportable Person that is an account holder, ii) and, in the case of a Passive NFE within the meaning of the CRS-Law, of each Controlling Person that is a Reportable Person (the “**CRS Personal Data**”).

CRS Personal Data regarding the Shareholders or the Controlling Persons will be reported by the Reporting FI to the Luxembourg Tax Authority. The Luxembourg Tax Authority, under its own responsibility, will in turn pass on the CRS Personal Data to the competent tax authorities of one or more Reportable Jurisdiction(s). The Company processes the CRS Personal Data regarding the Shareholders or the Controlling Persons only for the purpose of complying with the Company’s legal obligations under the CRS Law.

In particular, Shareholders and Controlling Persons are informed that certain operations performed by them will be reported to them through the issuance of statements, and that part of this information will serve as a basis for the annual disclosure to the Luxembourg Tax Authority.

CRS Personal Data may also be processed by the Company’s data processors (“**Processors**”) which, in the context of CRS processing, may include the Management Company of the Company and the Central Administration of the Company.

The Company’s ability to satisfy its reporting obligations under the CRS-Law will depend on each Shareholder or Controlling Person providing the Company with the CRS Personal Data, including information regarding direct or indirect owners of each Shareholder, along with the required supporting documentary evidence. Upon request of the Company, each Shareholder or Controlling Person must provide the Company with such information. Failure to do so within the prescribed timeframe may trigger a notification of the account to the Luxembourg Tax Authority.

Although the Company will attempt to satisfy any obligation imposed on it to avoid any taxes or penalties imposed by the CRS-Law, no assurance can be given that the Company will be able to satisfy these obligations. If the Company becomes subject to a tax or penalty as result of the CRS-Law, the value of the Shares may suffer material losses.

Any Shareholder or Controlling Person that fails to comply with the Company’s documentation requests may be charged with any taxes and penalties of the CRS-Law imposed on the Company (inter alia: a fine of up to 250.000 euros or a fine of up to 0,5 per cent of the amounts that should have been reported and which may not be less than 1.500 euros) attributable to such Shareholder’s or Controlling Person’s failure to provide the information and the Company may, in its sole discretion, redeem the Shares of such Shareholder.

Shareholders should consult their own tax advisor or otherwise seek professional advice regarding the impact of the CRS-Law on their investment.

CRS Personal Data will be processed in accordance with the provisions of the data protection notice which will be made available in the application form issued by the Company to the investors.

**German Investment Tax Act**

More than 50% (or at least 25%) of the value of the total assets of the relevant Subfund must continuously be invested in Qualifying Equity Instruments as defined in section 2 paragraph 8 of the German Investment Tax Act.

In case of investments in target investment funds, these target investment funds will be considered by the Subfunds in the calculation of their equity participation ratio.

As far as such data is available, the actual equity ratios of target funds, calculated and published at least weekly, will be considered in this calculation according to section 2 paragraph 6 respectively 7 of the German Investment Tax Act.

According to section 2 paragraph 8 of the German Investment Tax Act as applicable on 22 November 2019, “**Qualifying Equity Instruments**” are:

- shares in a corporation (e.g. public limited company) that does not qualify as an Investment Fund (as defined below), that are admitted to trading on a stock exchange or that are listed on an organised market,
- shares in a corporation that does not qualify as an Investment Fund (as defined below) or as a Real Estate Company (as defined below) and
  - is domiciled in a member state of the European Union or in another contracting state of the Agreement on the European Economic Area and which is subject to corporate income tax in such state, without being exempt from such corporate income tax, or
  - which is domiciled in another state and is subject to corporate income tax in such state levied at a rate of at least 15%, without being exempt from such corporate income tax,
- interests in Equity Funds (as defined below) at a rate of 51% of the value of such interests, and
- interests in Mixed Funds (as defined below) at a rate of 25% of the value of such interests.

For the avoidance of doubt, in the case that the definition of Qualifying Equity Instruments (section 2 paragraph 8 of the German Investment Tax Act as applicable on 22 November 2019) is amended or replaced, any reference to Qualifying Equity Instruments in this Prospectus shall be read as the reference to such amended or new definition.

An “**Investment Fund**” means any of the following entities:

- undertaking for collective investments in securities (UCITS) falling under the Directive 2009/65/EC of the European Parliament and of the Council of 13 July 2009 on the coordination of laws, regulations and administrative provisions relating to undertakings for collective investment in transferable securities without being exempt from its scope;
- any alternative investment fund (AIF) falling under the Directive 2011/61/EU of the European Parliament and of the Council of 8 June 2011 on Alternative Investment Fund Managers and amending Directives 2003/41/EC and 2009/65/EC and Regulations (EC) No 1060/2009 and (EU) No 1095/2010 Text with EEA relevance without being exempt from its scope;
- undertakings for collective investments which limit the number of investors to one, but meet all other criteria to qualify as an AIF; and
- companies which must not be operationally active and are not subject to, or exempt from, taxation;

unless it qualifies as

- a REIT as defined in section 1 paragraph 1 or section 19 paragraph 5 of the German REIT-Act;

- an investment company as defined in section 1 paragraph 1a of the German Act on Investment Companies;
- a capital investment company that, in the public interest using own funds or with government support, invests in participations; or
- unless it is a UCITS, a partnership.

A "**Real Estate Company**" is any corporation or partnership which, according to its articles of incorporation or limited partnership agreement, may only acquire real property and real estate-type rights and fixtures and fittings that are required for their management.

An "**Equity Fund**" is any Investment Fund that continuously invests more than 50% of the value of its total assets in the Qualifying Equity Instruments according to its investment policy.

A "**Mixed Fund**" is any Investment Fund that continuously invests at least 25% of the value of its total assets in the Qualifying Equity Instruments according to its investment policy. On 9 December 2014, the Council of the European Union adopted the Directive 2014/107/EU amending the Directive 2011/16/EU of 15 February 2011 on administrative cooperation in the field of taxation which now provides for an automatic exchange.

## 22. Main Parties

### Company

CS Investment Funds 2  
5, rue Jean Monnet, L-2180 Luxembourg

### Board of Directors of the Company

- Marc Berryman  
Director, Credit Suisse Asset Management Ltd, London
- Jonathan Griffin  
Independent Director, Luxembourg
- Eduard von Kymmel  
Independent Director, Luxembourg

### Independent Auditor of the Company

PricewaterhouseCoopers, Société coopérative  
2, rue Gerhard Mercator, L-2182 Luxembourg

### Management Company

Credit Suisse Fund Management S.A., 5, rue Jean Monnet,  
L-2180 Luxembourg

### Board of Directors of the Management Company

- Daniela Klasén-Martin  
Managing Director, Credit Suisse Fund Management S.A., Luxembourg
- Markus Ruetimann,  
Managing Director, Credit Suisse Asset Management Limited, London
- Kathrin Isch  
Managing Director, Credit Suisse Asset Management (Schweiz) AG,  
Zurich

### Depository Bank

Credit Suisse (Luxembourg) S.A.  
5, rue Jean Monnet, L-2180 Luxembourg

### Legal Advisor

Clifford Chance,  
10, boulevard Grande Duchesse Charlotte, L-1330 Luxembourg

### Central Administration

Credit Suisse Fund Services (Luxembourg) S.A.,  
5, rue Jean Monnet, L-2180 Luxembourg

## 23. Subfunds

### Credit Suisse (Lux) Asia Pacific Income Equity Fund

#### Investment Objective

The objective of the Subfund is to achieve the highest possible return in the respective Reference Currency, while taking due account of the principle of risk diversification, the security of the capital invested, and the liquidity of the assets. The Subfund invests in a broadly diversified equity portfolio which can be expected to generate an above-average dividend yield.

This Subfund aims to outperform the return of the MSCI AC Asia Pacific ex Japan (NR) (12/16) benchmark. The Subfund is actively managed. The benchmark has been selected because it is representative of the investment universe of the Subfund and it is therefore an appropriate performance comparator. The majority of the Subfund's equity securities may not necessarily be components of or have weightings derived from the benchmark. The Investment Manager will use its discretion to materially deviate the weighting of certain components of the benchmark and to invest to a large extent in companies or sectors not included in the Benchmark in order to take advantage of specific investment opportunities. It is thus expected that the performance of the Subfund will materially deviate from the benchmark.

#### Investment Principles

The Subfund invests its net assets primarily in equities and other equity-type securities and rights (American depository receipts [ADRs], global depository receipts, profit-sharing certificates, participation certificates, dividend rights certificates, etc.) of companies which are listed or domiciled in or carry out the bulk of their business activities in Asia Pacific including emerging markets (excluding Japan).

In the interest of efficient portfolio management, the aforementioned investments may also be effected indirectly by way of derivatives, provided the limits set out in Chapter 6, "Investment Restrictions", are observed.

Furthermore, the Subfund may employ a covered call strategy (writing call options on single stocks or equity indices) in order to optimize the overall portfolio return or may use derivatives, such as equity index futures for hedging purposes, in accordance with Chapter 6, "Investment Restrictions".

The Subfund may only enter into futures that are traded on a stock exchange.

The indices on which such derivatives are based shall be chosen in accordance with Art. 9 of the Grand-Ducal Decree of February 8, 2008.

Furthermore, to hedge currency risks and to gear its assets to one or more other currencies that fit the investment policy, the Subfund may enter into forward foreign exchange and other currency derivatives in accordance with section 3 of Chapter 6, "Investment Restrictions".

The underlying value of all derivatives must not exceed 100% of the Subfund's Net Asset Value.

Subject to conditions set out in Chapter 4 "Investment Policy", the Subfund may invest in ancillary liquid assets (i.e., bank deposits at sight) up to 20% of the total net assets of the Subfund in order to cover current or exceptional payments, or for the time necessary to reinvest in eligible assets under Part I of the Law of December 17, 2010 or for a period of time strictly necessary in case of unfavourable market conditions.

In addition to the bank deposits at sight referred to above, the Subfund may also invest up to one third of its net assets (including the bank deposits at sight referred to above) in equities and equity-type securities of companies not fulfilling the above requirements, cash, time deposits, liquidity funds, money market funds, money market instruments, fixed income securities, which may include, but not limited to, bonds, notes, and similar fixed and variable interest rate securities, discounted securities issued by public, private and semi-private issuers worldwide. In any case and for the avoidance of doubt, investment in liquidity funds and money market funds is limited to 10% of the total net assets. Securities in the non-investment grade sector may represent up to 15% of the total net assets of the Subfund and up to 10% of the Subfund's total net assets may be invested in bonds with a rating below "B-" by Standard & Poor's or "B3" by Moody's.

In addition, the Subfund may – subject to the investment principles set out above – invest up to 30% of its net assets in structured products on equities, equity baskets and equity indices (certificates), dividend indices and dividend yields of equities and equity indices, that are sufficiently liquid and issued by first-class banks (or by issuers that offer investor protection comparable to that provided by first-class banks). These structured products must qualify as securities pursuant to Art. 41 of the Law of December 17, 2010. These structured products must be valued regularly and transparently on the basis of independent sources. Structured products must not entail any leverage effect. As well as satisfying the regulations on risk spreading, the equity baskets and equity indices must be sufficiently diversified.

The Subfund will invest more than 50% of the value of its total assets in Qualifying Equity Instruments.

The Subfund qualifies as a financial product under Art. 8 (1) of SFDR. **Information about the environmental or social characteristics promoted by the Subfund is available in the SFDR Annex of this Prospectus.**

#### Global Exposure

The global exposure of the Subfund will be calculated on the basis of the commitment approach.

#### Risk Information

Securities of issuers from emerging markets may generally be expected to generate higher returns, and entail higher risks, than similar securities of equivalent issuers from other countries. Emerging countries and developing markets are defined as countries which are not classified by the World Bank as high income countries. In addition, high income countries which are included in an emerging market financial index of a leading service provider may also be considered as emerging countries and developing markets if deemed appropriate by the Management Company in the context of a Subfund's investment universe.

Further information on the risk of equity investments and investments in emerging markets is set out in the Prospectus in Chapter 7, "Risk Factors". Investors should also note that the Subfund's investments may be selected without regard to capitalization, sector, or geographical location. This may lead at least to a concentration in geographical or sector terms.

Investments in futures, options, and other derivatives may expose the Subfund to higher volatility than investments in traditional securities, and the risk of loss is greater.

Direct investments in India also involve specific risks. Accordingly, potential investors are referred in particular to the risks set out in Chapter 7, "Risk Factors" in relation to the FPI registration of the Subfund and the potential disclosure of information and personal data regarding the investors in the Subfund to the Indian local supervisory authorities and to the DDP.

Investments through the Shanghai-Hong Kong Stock Connect Scheme or other similar scheme(s) established under applicable laws and regulations from time to time (the "Stock Connect Scheme") involve specific risks. Accordingly, potential investors are referred in particular to the risks set out in Chapter 7, "Risk Factors" under section "Risks associated with the Stock Connect Scheme".

Sustainability risks may result in a negative impact on the returns of the Subfund. Currently, the risks of a new carbon tax, substitution of existing products and services, unsuccessful investment in new sustainable technologies and increased cost of raw materials have been identified as being highly relevant for this Subfund. The main sustainability risks may change in the future.

Potential investors are also referred to the risks set out in Chapter 7, "Risk Factors" under sections "Investments in Emerging Countries", "Sustainability Risks" and "Sustainable Investing Risks".

#### Investor Profile

The Subfund is suitable for investors with high risk tolerance and a long-term view who wish to invest in a broadly diversified portfolio of equity securities within the Asia Pacific region.

#### Investment Manager

The Management Company has appointed Credit Suisse (Singapore) Limited, as Investment Manager to perform the management of this Subfund.

Credit Suisse (Singapore) Limited has its registered office at One Raffles Link, #03-01, Singapore (039393).

With effect as of 1 August 2017, the Management Company will appoint Credit Suisse (Hong Kong) Ltd to jointly manage the Subfund together with Credit Suisse (Singapore) Limited as Co-Investment Managers to perform the management of this Subfund. From then on, the Co-Investment Managers shall be jointly responsible for taking investment decisions pertaining to the Subfund's investment portfolio.

Credit Suisse (Hong Kong) Limited has its registered office at 1 Austin Road West, Kowloon, Hong Kong.

#### Subscription, Redemption and Conversion of Shares

Subscription, redemption and conversion applications must be submitted in written form to the Central Administration or a Distributor authorized by the Company to accept such applications, by 3 p.m. (Central European Time) two Banking Days prior to the Valuation Day on any day on which banks are open for business in Luxembourg.

Subscription, redemption and conversion applications received after this cut-off point shall be deemed to have been received prior to 3 p.m. on the next following Banking Day.

Payment of the issue price must be effected one Banking Day after the Valuation Day on which the issue price of the Shares was determined. Payment of the redemption price of the Shares shall be made one Banking Day following calculation of this price.

No Shares of the Subfund will be, directly or indirectly, advertised, offered, distributed or sold to persons resident in India and, no subscription applications for Shares in the Subfund will be accepted if the acquisition of these Shares is financed by funds derived from sources within India.

As described under Chapter 5, "Investment in CS Investment Funds 2" of the Prospectus, the Company is entitled to compulsorily redeem all Shares held by a Shareholder who is determined by the Company in its sole discretion to be a Prohibited Person. As a consequence the Shareholders shall note that the legal, regulatory or tax requirements applicable to their shareholding in the Subfund may include specific local requirements applicable as per the Indian laws and regulations and that non-compliance with the Indian regulations might lead to the termination of their investment in the Subfund, the compulsory redemption (in whole or in part) of the Shares held by the investors in the Subfund, the retention of any redemption proceeds to the investors or to any other measures taken by the local authorities and impacting the investment of the investors in the Subfund.

No application has been submitted or will be submitted, nor any registration has been or will be sought, by the Management Company to or from any of the People's Republic of China (PRC) governmental or regulatory authorities in connection with the advertising, offer, distribution or sale of the Shares of the Subfund in or from the PRC and the Management Company does not intend to or will not, directly or indirectly, advertise, offer, distribute or sell the Shares of the Subfund within the PRC.

The Shares of the Subfund are not intended to be offered or sold within the PRC. A PRC investor may subscribe for Shares only if they are permitted to do so and/or are not restricted from doing so under all relevant PRC laws, rules, regulations, notices, directives, orders or other regulatory requirements in the PRC issued by any PRC governmental or regulatory authority that are applicable to them as investor, or that apply to the Company or to the Investment Manager, whether or not having the force of law and as may be issued and amended from time to time. Where applicable PRC investors are responsible for obtaining all necessary governmental approvals, verifications, licences or registrations (if any) from all relevant PRC regulatory and/or governmental authorities, including, but not limited to, the State Administration of Foreign Exchange, the China Securities Regulatory Commission and/or other relevant regulatory and/or governmental authorities as applicable, and complying with all relevant PRC regulations, including, but not limited to, any relevant foreign exchange regulations and/or overseas investment regulations. If an investor fails to comply with the above, the Company may take any action in good faith and acting on reasonable grounds in relation to such investor's Shares to comply with relevant regulatory requirements, including effecting compulsory redemption of Shares owned by the relevant investor, subject to the Articles of Incorporation and applicable laws and regulations.

Persons into whose possession this Prospectus or any Shares may come must inform themselves about, and observe, any such restrictions.

#### **Adjustment of the Net Asset Value (Single Swing Pricing)**

The Net Asset Value calculated in accordance with Chapter 8, "Net Asset Value" will be increased by up to a maximum of 2% per Share in the event of a net surplus of subscription applications or reduced by up to a maximum of 2% per Share in the event of a net surplus of redemption applications in respect of the applications received on the respective Valuation Day.

**Under exceptional circumstances the Company may, in the interest of Shareholders, decide to increase the maximum swing factor indicated above. In such case the Company would inform the investors in accordance with Chapter 14, "Information for Shareholders".**

## **Credit Suisse (Lux) Commodity Allocation Fund**

### **Investment Objective**

The objective of the Subfund is to achieve the highest possible return in US dollars (Reference Currency), primarily by participating in the development of the international markets (commodity, product, natural resources and precious metals segments) while taking due account of the principle of risk diversification, the security of the capital invested, and the liquidity of the assets.

This Subfund aims to outperform the return of the Bloomberg Commodity Index (TR) benchmark. The Subfund is actively managed. The benchmark is used as a reference point for portfolio construction. The majority of the Subfund's exposures will not necessarily refer to or have weightings derived from the benchmark. The Investment Manager will use its discretion to significantly deviate the weighting of certain components of the benchmark and to significantly invest in sectors not included in the benchmark in order to take advantage of specific investment opportunities. It is thus expected that the performance of the Subfund will significantly deviate from the benchmark.

### **Investment Principles**

In keeping with the provisions set forth in Chapter 6, "Investment Restrictions", the Subfund invests at least two-thirds of its total assets in a broadly diversified portfolio of actively and passively managed investment funds ("Target Funds"), structured products and derivatives, and in all the investment instruments listed in Chapter 6, "Investment Restrictions", section 1, with a dynamically managed focus on the commodity, product, natural resources and precious metals segments. The investment process is based on a dynamic multi-asset-class approach. Depending on the market assessment, this may at any time result in a concentration of investment classes (e.g. fixed-income instruments, equities, derivatives); the weightings of the individual investment classes may also vary considerably.

The Subfund's focus on commodities, products, natural resources or precious metals may be predominantly achieved via derivatives such as total return swaps ("TRS") or contracts for difference ("CFDs") with similar characteristics (collectively "TRS/CFDs") with a financial index as their underlying.

Subject to conditions set out in Chapter 4 "Investment Policy", the Subfund may invest in ancillary liquid assets (i.e., bank deposits at sight) up to 20% of the total net assets of the Subfund in order to cover current or exceptional payments, or for the time necessary to reinvest in eligible assets under Part I of the Law of December 17, 2010 or for a period of time strictly necessary in case of unfavourable market conditions. The Subfund may also invest up to 20% of its total net assets in cash, time deposits, liquidity funds, money market funds and money market instruments. In any case and for the avoidance of doubt, investment in liquidity funds and money market funds is limited to 10% of the total net assets. The Subfund qualifies as a financial product under Art. 6 of SFDR.

The investments underlying this Subfund do not take into account the EU criteria for environmentally sustainable economic activities.

### **Investment Instruments**

To achieve its investment objective, the Subfund may – subject to the aforementioned investment principles – use any of the instruments listed in section 1 of Chapter 6, "Investment Restrictions"; these may include, but not be limited to, the instruments specified below:

- *Equities or equity-type instruments:* up to 30% of the Subfund's net assets;
- *Bonds, notes, similar fixed- or variable-income instruments (including convertible bonds, convertible notes, warrant bonds and warrants on securities as well as warrants):* up to 30% of the Subfund's net assets;

### *Structured products*

The Subfund may invest up to 100% of its net assets in structured products (certificates, notes) that are sufficiently liquid, are issued by first-class banks (or by issuers that offer investor protection comparable to that provided by first-class banks), and facilitate exposure to the commodity, products, natural resources or precious metals segments and to currencies. These structured products must qualify as securities pursuant to Art. 41 of the Law of December 17, 2010. Moreover, these products must be valued regularly and transparently on the basis of independent sources. Unless these structured products contain embedded derivatives pursuant to Art. 42 (3) of the Law of December 17, 2010, such products must not entail any leverage. The derivatives embedded in such structured products may only be based on investment instruments specified in Chapter 6, section 1. As well as satisfying the regulations on risk spreading, the asset baskets and underlying indices must be sufficiently diversified.

### *Derivatives*

The Subfund may invest up to 100% of its net assets in derivatives in accordance with section 1 g) of Chapter 6, "Investment Restrictions", subject to observance of the investment restrictions stated in said Chapter.

To cover the obligations arising from the use of derivatives, the Subfund makes continual use of bank deposits, money market instruments, liquid debt securities or other short-term liquidity.

A significant part of the Subfunds' net assets will be denominated in or hedged into USD. The remaining part (not denominated in or hedged into USD) may, depending on market conditions or on the potential needs of the Subfund for liquidities in currencies other than USD, not be hedged into USD.

Derivatives may also be used in the interest of the efficient management of the portfolio or for hedging purposes, provided the limits set out in Chapter 6, "Investment Restrictions", are observed. These instruments may include, but are not limited to, futures, options, forward contracts, TRS/CFDs and other swap contracts.

If the underlyings of the derivatives are financial indices, such indices must be chosen in accordance with Art. 9 of the Grand-Ducal Decree of February 8, 2008. For reasons of investment tactics, the Subfund may at any time invest up to 30% of its net assets in liquid instruments as per section 2 of Chapter 6, "Investment Restrictions".

The principal amount of the Subfund's assets that can be subject to TRS/CFDs may represent up to a maximum of 130% of the net asset value of the Subfund calculated by way of the sum of the notionals of the TRS/CFDs. It is generally expected that the amount of such TRS/CFDs will remain within the range of 90% to 115% of the net asset value of the Subfund calculated by way of the sum of the notionals of the TRS/CFDs. In certain circumstances this proportion may be higher.

The sum of the notionals takes into account the absolute value of the notional exposure of the TRS/CFDs used by the Subfund. The expected amount of such TRS/CFDs is an indicator of the intensity of the use of TRS/CFDs within the Subfund. However, it is not necessarily an indicator of the investment risks in relation to these instruments, because it does not take into account any netting or hedging effects.

#### Global Exposure

The global exposure of the Subfund will be calculated on the basis of the commitment approach.

#### Risk Information

Investors should note that investments in Target Funds may incur costs both at the Subfund level and at the level of the Target Funds. Furthermore, the value of the units in the Target Funds may be affected by currency fluctuations, currency exchange transactions, tax regulations (including the levying of withholding tax) and any other economic or political factors or changes in the countries in which the Target Fund is invested, along with the aforementioned risks associated with exposure to the emerging markets.

The investment of the Subfund's assets in units or shares of Target Funds entails a risk that the redemption of the units or shares may be subject to restrictions, with the consequence that such investments may be less liquid than other types of investment.

In relation to the Subfund's investment universe, investors should note that there are no restrictions in terms of either the size of issuers or of the issuers' credit ratings; consequently, investors should refer to the corresponding risks specified in Chapter 7, "Risk Factors".

Potential investors should note that, in addition to the risks specified in Chapter 7, "Risk Factors", the prospective returns generated by securities of issuers in the emerging markets are generally more volatile than those generated by similar securities issued by equivalent issuers in the developed, industrialized countries. Emerging countries and developing markets are defined as countries which are not classified by the World Bank as high income countries. In addition, high income countries which are included in an emerging market financial index of a leading service provider may also be considered as emerging countries and developing markets if deemed appropriate by the Management Company in the context of a Subfund's investment universe.

Since this Subfund may invest in debt instruments in the non-investment grade sector, the underlying debt instruments may present a greater risk in terms of downgrading or may exhibit a greater default risk than debt instruments of first-class issuers. The higher return should be viewed as compensation for the greater degree of risk attached to the underlying debt instruments and the Subfund's higher volatility.

Investments in commodity, product, natural resources or precious metal indices differ from traditional investments and entail additional risk potential. The assets of the Subfund are subject to the usual fluctuations experienced by the sector in question. The value of the commodities, products, natural resources or precious metals is affected, for example, by fluctuations in the commodity markets, by natural or medical emergencies, by economic, political or regulatory developments around the world, and – in the case of derivatives and structured products – also by changes in interest rates (yields). The volatility of commodity indices and historical financial market scenarios are not a guarantee of future trends.

The risks entailed in alternative investments are considerable and increase the potential for losses accordingly. The Company, however, will seek to minimize such risks by a strict selection of investments acquired and by an appropriate spreading of risk. Moreover, the risks entered into by the Subfund remain limited due to the decision to forgo any leverage effect.

The use of derivatives also involves specific risks. Accordingly, potential investors are referred in particular to the risks associated with derivatives set out in Chapter 7, "Risk Factors". Investors should note that the Subfund may, to a substantial extent, make use of total return swaps, including for investment purposes as well as for efficient portfolio management and hedging transactions. Investors are invited to consider the specific description of these instruments in Chapter 4 "Investment Policy", as well as the risk warnings on Total Return Swaps, Collateral Management and Legal, Regulatory, Political and Tax Risk set out in Chapter 7, "Risk Factors".

In addition, potential investors should note that various money flow risks arising from adjustments necessitated by subscriptions and redemptions as well as the fact that the counterparty risk cannot be eliminated completely in derivative strategies may reduce the targeted return. However, when it has been considered as appropriate, the Subfund will endeavour to mitigate this risk by the receipt of financial collateral given as guarantees or minimize this risk by taking various diversification measures.

The Subfund's investments are subject to price fluctuations. Historical financial market scenarios are not a guarantee of future trends. There can therefore be no guarantee that the investment objective will be met.

Sustainability risks may result in a negative impact on the returns of the Subfund. The main sustainability risks are identified and managed in the context of the overall risk management process and may change over time.

Potential investors are also referred to the risks set out in Chapter 7, "Risk Factors" under section "Sustainability Risks".

#### Investor Profile

The Subfund is suitable for investors with medium risk tolerance and a long-term view who wish to seek exposure to risk and return characteristics of commodities.

#### Investment Manager

The Management Company has appointed Credit Suisse Asset Management (Schweiz) AG, Zurich, as Investment Manager to perform the management of this Subfund.

The Management Company has further appointed Credit Suisse Asset Management LLC, New York, as sub-manager with effect as of 29<sup>th</sup> June 2018.

#### Subscription, Redemption and Conversion of Shares

Subscription, redemption and conversion applications must be submitted in written form to the Central Administration or a Distributor authorized by the Company to accept such applications, by 3 p.m. (Central European Time) two Banking Days prior to the Valuation Day on any day on which banks are open for business in Luxembourg.

Subscription, redemption and conversion applications received after this cut-off point shall be deemed to have been received prior to 3 p.m. on the next following Banking Day.

Payment of the issue price must be effected two Banking Days after the Valuation Day on which the issue price of the Shares was determined. Payment of the redemption price of the Shares shall be made two Banking Days following calculation of this price.

#### Adjustment of the Net Asset Value (Single Swing Pricing)

The Net Asset Value calculated in accordance with Chapter 8, "Net Asset Value" will be increased by up to a maximum of 2% per Share in the event of a net surplus of subscription applications or reduced by up to a maximum of 2% per Share in the event of a net surplus of redemption applications in respect of the applications received on the respective Valuation Day.

**Under exceptional circumstances the Company may, in the interest of Shareholders, decide to increase the maximum swing factor indicated above. In such case the Company would inform the investors in accordance with Chapter 14, "Information for Shareholders".**

## Credit Suisse (Lux) Italy Equity Fund

### Investment Objective

The objective of the Subfund is to achieve the highest possible return in Euros (Reference Currency), while taking due account of the principle of risk diversification, the security of the capital invested, and the liquidity of the assets. This Subfund aims to outperform the return of the MSCI Italy 10/40 (NR) benchmark. The Subfund is actively managed. The benchmark is used as a reference point for portfolio construction and as a basis for setting risk constraints and/or for Performance Fee measurement purposes. The majority of the Subfund's equity securities will be components of or have weightings derived from the benchmark. The Investment Manager will to some extent use its discretion to overweight or underweight certain components of the benchmark and to a lesser extent invest in companies or sectors not included in the benchmark in order to take advantage of specific investment opportunities. It is thus expected that the performance of the Subfund may to a limited extent deviate from the benchmark.

### Investment Principles

At least two-thirds of the Subfund's net assets are invested in equities and other equity-type securities and rights (American depository receipts [ADRs], global depository receipts, profit-sharing certificates, participation certificates, dividend rights certificates, etc.) of companies which are domiciled in or carry out the bulk of their business activities in Italy and are characterized by high profitability, a solid financial structure and successful management.

Securities are selected irrespective of their market capitalization.

For hedging purposes, and in the interest of the efficient management of the portfolio as well as for the implementation of the investment strategy the aforementioned investments may also be effected by way of derivatives, provided the limits set out in Chapter 6, "Investment Restrictions" are observed. Derivatives may include futures and options on equities, be linked to security baskets or indices and shall be chosen in accordance with Art. 9 of the Grand-Ducal Decree of February 8, 2008.

Subject to conditions set out in Chapter 4 "Investment Policy", the Subfund may invest in ancillary liquid assets (i.e., bank deposits at sight) up to 20% of the total net assets of the Subfund in order to cover current or exceptional payments, or for the time necessary to reinvest in eligible assets under Part I of the Law of December 17, 2010 or for a period of time strictly necessary in case of unfavourable market conditions.

In addition to the bank deposits at sight referred to above, the Subfund may also invest up to one third of its net assets (including the bank deposits at sight referred to above) in equities and equity-type securities of companies not fulfilling the above requirements, cash, time deposits, liquidity funds, money market funds, money market instruments, fixed income securities, which may include, but not limited to, bonds, convertible bonds, notes, and similar fixed and variable interest rate securities, discounted securities issued by public, private and semi-private issuers worldwide. In any case and for the avoidance of doubt, investment in liquidity funds and money market funds is limited to 10% of the total net assets.

The Subfund may – subject to the investment principles set out above – invest up to 10% of its net assets in structured products (certificates, notes) on equities, equity-type securities, equity baskets and equity indices that are sufficiently liquid and are issued by first-class banks (or by issuers that offer investor protection comparable to that provided by first-class banks). These structured products must qualify as securities pursuant to Art. 41 of the Law of December 17, 2010. Moreover, these structured products must be valued regularly and transparently on the basis of independent sources. Structured products must not entail any leverage effect. As well as satisfying the regulations on risk spreading, the equity baskets and equity indices must be sufficiently diversified.

Furthermore, to hedge currency risks and to gear its assets to one or more other currencies, the Subfund may enter into forward foreign exchange and other currency derivatives in accordance with section 3 of Chapter 6, "Investment Restrictions".

The Subfund will invest more than 50% of the value of its total assets in Qualifying Equity Instruments.

The Subfund qualifies as a financial product under Art. 6 of SFDR.

The investments underlying this Subfund do not take into account the EU criteria for environmentally sustainable economic activities.

### Global Exposure

The global exposure of the Subfund will be calculated on the basis of the commitment approach.

### PIR eligibility

The Subfund's shares are included among eligible investments that shall be held in a "Piano Individuale di Risparmio a lungo termine" (PIR) under the Italian 2017 Budget Law (Law No 232 of 11 December 2016), the Italian 2019 Budget Law (Law No. 145 of 30 December 2018) and the Italian 2020 Budget Law (Law No. 160 of 27 December 2019). The Subfund shall invest at least 70% of the portfolio

in financial instruments (stocks and money market instruments) (the "PIR Ratio"), whether or not negotiated on a regulated market or on a multilateral trading facility, issued by, or entered into with companies which are resident in Italy, or in an EU or EEA Member State which have a permanent establishment in Italy. The PIR Ratio shall be invested for at least 25% of the total value in financial instruments of companies other than those included in the FTSE MIB index of the Italian Stock Exchange or equivalent indices of other regulated markets; the PIR Ratio shall be invested for at least a further 5% of the total value in financial instruments of companies other than those included in the FTSE MIB and FTSE MID Cap indices of the Italian Stock Exchange or equivalent indices of other regulated markets. The Subfund cannot invest more than 10% of the portfolio in financial instruments issued by, or entered into with the same company, or companies belonging to the same group, or in cash deposits. The Subfund cannot invest in financial instruments issued by companies which are not resident in countries that allow an adequate exchange of information with Italy.

### Risk Information

Investing in the securities of smaller, lesser-known companies involves greater risk and the possibility of greater price volatility due to the less certain growth prospects of smaller firms, the lower degree of liquidity of the markets for such stocks and the greater sensitivity of smaller companies to changing market conditions. It must also be borne in mind that companies are selected regardless of their market capitalization (micro, small, mid, large caps) or sector. This may lead to a concentration in terms of market segments or sectors.

Investors should read, be aware of and consider Chapter 7, "Risk Factors" of the Prospectus.

Sustainability risks may result in a negative impact on the returns of the Subfund. The main sustainability risks are identified and managed in the context of the overall risk management process and may change over time.

Potential investors are also referred to the risks set out in Chapter 7, "Risk Factors" under section "Sustainability Risks".

### Investor Profile

The Subfund is suitable for investors with high risk tolerance and a long-term view who wish to invest in a broadly diversified portfolio of securities of companies domiciled in Italy.

### Investment Manager

The Management Company has appointed Credit Suisse (Italy) S.p.A., Via Santa Margherita 3, 20121 Milano (Italy) as Investment Manager to perform the management of this Subfund.

### Subscription, Redemption and Conversion of Shares

Subscription, redemption and conversion applications must be submitted in written form to the Central Administration or a Distributor authorized by the Company to accept such applications, by 3 p.m. (Central European Time) one Banking Day prior to the Valuation Day on any day on which banks are open for business in Luxembourg.

Subscription, redemption and conversion applications received after this cut-off point shall be deemed to have been received prior to 3 p.m. on the next following Banking Day.

The payment of the issue price must be effected one Banking Day after the Valuation Date on which the issue price of the Shares was determined. The payment of the redemption price of the shares shall be made one Banking Day following calculation of this price.

No Shares of the Subfund will be, directly or indirectly, advertised, offered, distributed or sold to persons resident in India and no subscription application for Shares in the Subfund will be accepted if the acquisition of these Shares is financed by funds derived from sources within India.

As described under Chapter 5, "Investment in CS Investment Funds 2" of the Prospectus, the Company is entitled to compulsorily redeem all Shares held by a Shareholder in any circumstances in which the Company determines that such compulsory redemption would avoid material legal, regulatory, pecuniary, tax, economic, proprietary, administrative or other disadvantages to the Company, including but not limited to the cases where such Shares are held by Shareholders who are not entitled to acquire or possess these Shares or who fail to comply with any obligations associated with the holding of these Shares under the applicable regulations. As a consequence the Shareholders shall note that the legal, regulatory or tax requirements applicable to their shareholding in the Subfund may include specific local requirements applicable as per the Indian laws and regulations and that non-compliance with the Indian regulations might lead to the termination of their investment in the Subfund, the compulsory redemption (in whole or in part) of the Shares held by the investors in the Subfund, the retention of any redemption proceeds to the investors or to any other measures taken by the local authorities and impacting the investment of the investor in the Subfund.

**Performance Fee<sup>1</sup>**

The Management Company is entitled to a Performance Fee for the Subfund, which is calculated daily ("Computation Frequency") on the basis of the unswung net asset value before performance fee accrual for the relevant Valuation Day of the Share Class concerned ("Calculation Date").

The relative high watermark principle is adopted for the calculation of the performance fee, meaning that any underperformance incurred by the relevant Share Class of the Subfund against its benchmark during the performance reference period of 5 years ("Reference Period") must be recovered before a Performance Fee becomes payable, it being understood that performance fees may be payable during the reference period of 5 years and/or in the first years of a Subfund's existence, in case the relevant Share Class of the Subfund has not existed for 5 years or after a reset of the high watermark (having an equivalent impact on the handling of the reference period as a new launch).

The Performance Fee shall be payable (i.e., crystallised) on an annual basis ("Crystallisation Period"). The Crystallisation Period will end on May, 31st (with the first Crystallisation Period being potentially longer than 12 months while starting with the launch of the Subfund or the relevant Share Class and lasting at least 12 months).

The calculation of the Performance Fee and the necessary provisioning take place with every Net Asset Value calculation. The accrued Performance Fee shall be payable annually in arrears within one month after the end of the respective Crystallisation Period, and, if Shares are redeemed during the Crystallisation Period, the amount of Performance Fee included in the Net Asset Value per Share will be due and owed (i.e. crystallized) for these redeemed Shares in due proportion on the date of the Shareholder's redemption.

If, on the Calculation Date, the net performance of the unswung net asset value of a Share Class (net of all costs) is above the benchmark performance, a Performance Fee of 15% for all Share Classes (see Chapter 2, "Summary of Share Classes") shall be deducted on the difference between the performance of the unswung net asset value of the relevant Share Class and the performance of the benchmark (i.e. relative value) over the same Crystallisation Period, provided that such difference exceeds the sum of any yearly underperformances against the benchmark during the performance reference period of up to 5 years (or less in case the relevant Share Class of the Subfund has not existed for 5 years or after a reset of the high watermark). The Performance Fee is calculated on the basis of the Shares of the relevant Share Class that are in circulation during the Crystallisation Period whereas the effect of new subscriptions is neutralized. The new subscriptions will therefore only be impacted by the Performance Fee after they contributed to the performance of the relevant Share Class.

**For the avoidance of doubt, the Performance Fee shall be paid from the relevant Share Class of the Subfund on the payment date also in the event of negative absolute performance by the relevant Share Class of the Subfund, provided that relevant Share Class of the Subfund has exceeded the benchmark since the previous performance fee payment date.**

The benchmark of the Subfund is the MSCI Italy 10/40 (NR), which is provided by MSCI Limited, an authorised benchmark administrator included in the register of administrators and benchmarks established and maintained by the ESMA pursuant to article 36 of the Benchmark Regulation. The benchmark will be used for the EUR share classes as reference to calculate the outperformance. For the hedged share classes, the respective hedged version of the benchmark in the relevant currency shall be used for calculation of the outperformance.

If no Performance Fee is due during a period of five years, the relative high watermark will be reset on that day at the next NAV calculation to the unswung NAV at the end of the five year-period ("carry forward conditions").

A Performance Fee is accrued when the following conditions apply to the relevant Share Class of the Subfund:

$(NAV \text{ per Share})_t - (\text{Benchmark})_t > 0$

and

$(NAV \text{ per Share})_t - (\text{Benchmark})_t > \text{sum of yearly underperformances against the Benchmark during the performance reference period of 5 years (or less in case the Subfund has not existed for 5 years or after a reset of the high watermark)}$

If both these conditions are met, then the following applies:

$0.15 \times ((NAV_t \text{ per Share performance} - (\text{Benchmark})_t \text{ performance}) \times (\text{number of Shares})_t - (\text{Cumulated Adjustment on subscriptions})_t)$

where:  $NAV_t$  = current unswung Net Asset Value prior to provision for Performance Fee

$t$  = current Calculation Date

$(\text{Cumulated Adjustment on subscriptions})_t$  = the neutralization factor which avoids that performance fee is provisioned on the new Shares subscribed during the Crystallisation period before they started to contribute to the performance of the relevant Share Class

**Adjustment of the Net Asset Value (Single Swing Pricing)**

The Net Asset Value calculated in accordance with Chapter 8, "Net Asset Value" will be increased by up to a maximum of 2% per Share in the event of a net surplus of subscription applications or reduced by up to a maximum of 2% per Share in the event of a net surplus of redemption applications in respect of the applications received on the respective Valuation Day.

**Under exceptional circumstances the Company may, in the interest of Shareholders, decide to increase the maximum swing factor indicated above. In such case the Company would inform the investors in accordance with Chapter 14, "Information for Shareholders".**

Year	Number of shares	No of shares subscribed	No of shares redeemed	NAV/share before perf	Share class Size	Performance NAV vs		Over/Under performance for the period since last crystallization	Conditions met for distribution of performance fee above relative HWM		Cumulated Adjustment on subscription	Cumulated Adjustment on subscription	Cumulated Crystallization on redemption	Performance fee accrual	Cumulated Performance fee charged	Comments	
						Reference NAV in %	Benchmark Performance		performance fee above relative HWM	Adjustment on subscription							
Inception	100			100,00	10.000	0,00%	0,00%	-	N/A								
Year 1 Q1	100			110,00	11.000,00	10,00%	6,00%	4,00%	YES	-	-	-	60,00	-	-	Redemption above HWM	
Year 1 Q2	90		10	110,00	9.900,00	10,00%	6,00%	4,00%	YES	-	-	6,00	54,00	6,00	6,00	Crystallization at FY end 1	
Year 1 Q3	100	10		110,00	11.000,00	10,00%	6,00%	4,00%	YES	-5,00	-5,00	6,00	55,00	6,00	6,00	Neutralization of Subscription above HWM	
End of Year 1	100			105,00	10.500,00	5,00%	3,00%	2,00%	YES	-	-5,00	6,00	25,00			Year End crystallization	
End of Year 2	100			110,00	11.000,00	4,76%	7,00%	-2,24%	NO	-	-	-	-	-	-	31,00	1 year below HWM
End of Year 3	100			104,00	10.400,00	-0,95%	8,07%	-9,02%	NO	-	-	-	-	-	-	31,00	2 years below HWM
End of Year 4	100			105,20	10.520,00	0,19%	9,15%	-8,96%	NO	-	-	-	-	-	-	31,00	3 years below HWM
End of Year 5	100			108,63	10.862,78	3,45%	14,61%	-11,15%	NO	-	-	-	-	-	-	31,00	4 years below HWM
End of Year 6	100			111,54	11.153,74	6,23%	22,63%	-16,40%	NO	-	-	-	-	-	-	31,00	5 years below HWM
End of Year 7	100			112,51	11.250,73	0,87%	-1,00%	1,87%	YES	-	-	-	31,28	62,28	62,28	1st year after HWM reset above HWM ie crystallization	
End of Year 8	100			110,57	11.056,75	-1,72%	-3,00%	1,28%	YES	-	-	-	21,53	83,81	83,81	Negative performance higher than the negative performance of the benchmark; crystallization at FY end 8	



## Credit Suisse (Lux) Digital Health Equity Fund

### Investment Objective

The objective of the Subfund is to achieve the highest possible return in US dollars (Reference Currency), while taking due account of the principle of risk diversification, the security of the capital invested, and the liquidity of the assets. This Subfund aims to outperform the return of the MSCI World ESG Leaders (NR) benchmark. The Subfund is actively managed. The benchmark is used as a reference point for portfolio construction and as a basis for setting risk constraints, and/or for Performance Fee measurement purposes. The majority of the Subfund's equity securities will not necessarily be components of or have weightings derived from the benchmark. The Investment Manager will use its discretion to significantly deviate the weighting of certain components of the benchmark and to significantly invest in companies or sectors not included in the benchmark in order to take advantage of specific investment opportunities. It is thus expected that the performance of the Subfund will significantly deviate from the benchmark.

### Investment Principles

At least two-thirds of the Subfund's net assets are invested worldwide (including emerging markets) in equities and other equity-type securities and rights (American depository receipts [ADRs], global depository receipts, profit-sharing certificates, participation certificates, dividend rights certificates, etc.) issued by "Digital Health" companies. Digital Health companies refers in this context to companies which operate in the field of health care with the help of technology. The "Digital Health" universe can be subdivided in the three sub-themes of Research & Development (R&D), Treatments and Efficiency.

For hedging purposes, and in the interest of the efficient management of the portfolio as well as for the implementation of the investment strategy the aforementioned investments may also be effected by way of derivatives, provided the limits set out in Chapter 6, "Investment Restrictions" are observed. Derivatives may be linked to security baskets or indices and shall be chosen in accordance with Art. 9 of the Grand-Ducal Decree of February 8, 2008.

Subject to conditions set out in Chapter 4 "Investment Policy", the Subfund may invest in ancillary liquid assets (i.e., bank deposits at sight) up to 20% of the total net assets of the Subfund in order to cover current or exceptional payments, or for the time necessary to reinvest in eligible assets under Part I of the Law of December 17, 2010 or for a period of time strictly necessary in case of unfavourable market conditions.

In addition to the bank deposits at sight referred to above, the Subfund may also invest up to one third of its net assets (including the bank deposits at sight referred to above) in equities and equity-type securities of companies not fulfilling the above requirements, cash, time deposits, liquidity funds, money market funds, money market instruments, fixed income securities, which may include, but not limited to, bonds, notes, and similar fixed and variable interest rate securities, discounted securities issued by public, private and semi-private issuers worldwide (including emerging markets). In any case and for the avoidance of doubt, investment in liquidity funds and money market funds is limited to 10% of the total net assets.

The Subfund may – subject to the investment principles set out above – invest up to 10% of its net assets in structured products (certificates, notes) on equities, equity-type securities, equity baskets and equity indices that are sufficiently liquid and are issued by first-class banks (or by issuers that offer investor protection comparable to that provided by first-class banks). These structured products must qualify as securities pursuant to Art. 41 of the Law of December 17, 2010. Moreover, these structured products must be valued regularly and transparently on the basis of independent sources. Structured products must not entail any leverage effect. As well as satisfying the regulations on risk spreading, the equity baskets and equity indices must be sufficiently diversified.

Furthermore, to hedge currency risks and to gear its assets to one or more other currencies, the Subfund may enter into forward foreign exchange and other currency derivatives in accordance with section 3 of Chapter 6, "Investment Restrictions".

The Subfund will invest more than 50% of the value of its total assets in Qualifying Equity Instruments.

The Subfund qualifies as a financial product under Art. 8 (1) of SFDR.

**Information about the environmental or social characteristics promoted by the Subfund is available in the SFDR Annex of this Prospectus.**

### Global Exposure

The global exposure of the Subfund will be calculated on the basis of the commitment approach.

### Risk Information

Investors should read, be aware of and consider Chapter 7, "Risk Factors" of the Prospectus and the risk information described below.

The Subfund may invest in emerging markets. The probable returns on securities of issuers from emerging countries (emerging markets) are generally higher than

the returns on similar securities of equivalent issuers from countries not classed as emerging (i.e. developed countries). Emerging countries and developing markets are defined as countries which are not classified by the World Bank as high income countries. In addition, high income countries which are included in an emerging market financial index of a leading service provider may also be considered as emerging countries and developing markets if deemed appropriate by the Management Company in the context of a Subfund's investment universe.

The markets in emerging countries are much less liquid than the developed equity markets. Moreover, in the past, these markets have experienced higher volatility than the developed markets.

Potential investors should be aware that, due to the political and economic situation in emerging countries, investments in this Subfund entail a greater degree of risk, which could in turn reduce the return on the Subfund's assets. Investments in this Subfund should only be made on a long-term basis. Investments in emerging markets are exposed to the following risks (among others): less effective public supervision, accounting and auditing methods and standards which do not match the requirements of Western legislation, possible restrictions on repatriation of the capital invested, counterparty risk in respect of individual transactions, market volatility, and insufficient liquidity affecting the Subfund's investments. Investing in the securities of smaller, lesser-known companies involves greater risk and the possibility of greater price volatility due to the less certain growth prospects of smaller firms, the lower degree of liquidity of the markets for such stocks and the greater sensitivity of smaller companies to changing market conditions. It must also be borne in mind that companies are selected regardless of their market capitalization (micro, small, mid, large caps) or sector. This may lead to a concentration in terms of market segments or sectors on fund or security level.

A fluctuation in the exchange rate of local currencies in relation to the Reference Currency will bring about a corresponding, simultaneous fluctuation in the net assets of the Subfund as expressed in the Reference Currency, while local currencies may be subject to foreign exchange restrictions.

Direct investments in India also involve specific risks. Accordingly, potential investors are referred in particular to the risks set out in Chapter 7, "Risk Factors" in relation to the FPI registration of the Subfund and the potential disclosure of information and personal data regarding the investors in the Subfund to the Indian local supervisory authorities and to the DDP.

Investments through the Shanghai-Hong Kong Stock Connect Scheme or other similar scheme(s) established under applicable laws and regulations from time to time (the "Stock Connect Scheme") involve specific risks. Accordingly, potential investors are referred in particular to the risks set out in Chapter 7, "Risk Factors" under section "Risks associated with the Stock Connect Scheme".

Sustainability risks may result in a negative impact on the returns of the Subfund. Currently, the risks of a new carbon tax, substitution of existing products and services, unsuccessful investment in new sustainable technologies and increased cost of raw materials have been identified as being highly relevant for this Subfund. The main sustainability risks may change in the future.

Potential investors are also referred to the risks set out in Chapter 7, "Risk Factors" under sections "Sustainability Risks" and "Sustainable Investing Risks".

### Investor Profile

The Subfund is suitable for investors with high risk tolerance and a long-term view who wish to invest in a broadly diversified portfolio of equity securities globally within the Digital Health sector.

### Investment Manager

The Management Company has appointed Credit Suisse Asset Management (Schweiz) AG, Zurich, as Investment Manager to perform the management of this Subfund.

### Advisory Board

The Investment Manager may from time to time consult with an advisory board, composed of academics and technological and other experts, to assist it in the management, among others by providing technical expertise, research or market insights.

Additional costs amounting to an aggregate maximum of 0.10% p.a. of the Subfund's total net assets may be charged to the Subfund in consideration of the services rendered by the members of the advisory board. These services are subject to contractually agreed terms between the members of the advisory board and the Investment Manager.

The current list of the members of the advisory board is available for investors on the internet on <https://am.credit-suisse.com/ch/en/asset-management/insights/thematic-equity-investing/advisory-board.html>.

### Subscription, Redemption and Conversion of Shares

Subscription, redemption and conversion applications must be submitted in written form to the Central Administration or a Distributor authorized by the Company to accept such applications, by 3 p.m. (Central European Time) one Banking Day

prior to the Valuation Day on any day on which banks are open for business in Luxembourg.

Subscription, redemption or conversion applications received after this cut-off point shall be deemed to have been received prior to 3 p.m. on the next following Banking Day.

The payment of the issue price must be effected one Banking Day after the Valuation Date on which the issue price of the Shares was determined. The payment of the redemption price of the shares shall be made one Banking Day following calculation of this price.

No Shares of the Subfund will be, directly or indirectly, advertised, offered, distributed or sold to persons resident in India and no subscription application for Shares in the Subfund will be accepted if the acquisition of these Shares is financed by funds derived from sources within India.

As described under Chapter 5, "Investment in CS Investment Funds 2" of the Prospectus, the Company is entitled to compulsorily redeem all Shares held by a Shareholder in any circumstances in which the Company determines that such compulsory redemption would avoid material legal, regulatory, pecuniary, tax, economic, proprietary, administrative or other disadvantages to the Company, including but not limited to the cases where such Shares are held by Shareholders who are not entitled to acquire or possess these Shares or who fail to comply with any obligations associated with the holding of these Shares under the applicable regulations. As a consequence the Shareholders shall note that the legal, regulatory or tax requirements applicable to their shareholding in the Subfund may include specific local requirements applicable as per the Indian laws and regulations and that non-compliance with the Indian regulations might lead to the termination of their investment in the Subfund, the compulsory redemption (in whole or in part) of the Shares held by the investors in the Subfund, the retention of any redemption proceeds to the investors or to any other measures taken by the local authorities and impacting the investment of the investor in the Subfund.

No application has been submitted or will be submitted, nor any registration has been or will be sought, by the Management Company to or from any of the People's Republic of China (PRC) governmental or regulatory authorities in connection with the advertising, offer, distribution or sale of the Shares of the Subfund in or from the PRC, and the Management Company does not intend to or will not, directly or indirectly, advertise, offer, distribute or sell the Shares of the Subfund within the PRC.

The Shares of the Subfund are not intended to be offered or sold within the PRC. A PRC investor may subscribe for Shares only if they are permitted to do so and/or are not restricted from doing so under all relevant PRC laws, rules, regulations, notices, directives, orders or other regulatory requirements in the PRC issued by any PRC governmental or regulatory authority that are applicable to them as investor, or that apply to the Company or to the Investment Manager, whether or not having the force of law and as may be issued and amended from time to time. Where applicable PRC investors are responsible for obtaining all necessary governmental approvals, verifications, licences or registrations (if any) from all relevant PRC regulatory and/or governmental authorities, including, but not limited to, the State Administration of Foreign Exchange, the China Securities Regulatory Commission and/or other relevant regulatory and/or governmental authorities as applicable, and complying with all relevant PRC regulations, including, but not limited to, any relevant foreign exchange regulations and/or overseas investment regulations. If an investor fails to comply with the above, the Company may take any action in good faith and acting on reasonable grounds in relation to such investor's Shares to comply with relevant regulatory requirements, including effecting compulsory redemption of Shares owned by the relevant investor, subject to the Articles of Incorporation and applicable laws and regulations.

Persons into whose possession this Prospectus or any Shares may come must inform themselves about, and observe, any such restrictions.

### Performance Fee<sup>1</sup>

The Management Company is entitled to a Performance Fee for the Subfund, which is calculated daily ("Computation Frequency") on the basis of the unsprung

net asset value before performance fee accrual for the relevant Valuation Day of the Share Class concerned ("Calculation Date").

The relative high watermark principle is adopted for the calculation of the performance fee, meaning that any underperformance incurred by the relevant Share Class of the Subfund against its benchmark during the performance reference period of 5 years ("Reference Period") must be recovered before a Performance Fee becomes payable, it being understood that performance fees may be payable during the reference period of 5 years and/or in the first years of a Subfund's existence, in case the relevant Share Class of the Subfund has not existed for 5 years or after a reset of the high watermark (having an equivalent impact on the handling of the reference period as a new launch).

The Performance Fee shall be payable (i.e., crystallised) on an annual basis ("Crystallisation Period"). The Crystallisation Period will end on May, 31st (with the first Crystallisation Period being potentially longer than 12 months while starting with the launch of the Subfund or the relevant Share Class and lasting at least 12 months).

The calculation of the Performance Fee and the necessary provisioning take place with every Net Asset Value calculation. The accrued Performance Fee shall be payable annually in arrears within one month after the end of the respective Crystallisation Period, and, if Shares are redeemed during the Crystallisation Period, the amount of Performance Fee included in the Net Asset Value per Share will be due and owed (i.e. crystallized) for these redeemed Shares in due proportion on the date of the Shareholder's redemption.

If, on the Calculation Date, the net performance of the unsprung net asset value of a Share Class (net of all costs) is above the benchmark performance, a Performance Fee of 15% for all Share Classes (see Chapter 2, "Summary of Share Classes") shall be deducted on the difference between the performance of the unsprung net asset value of the relevant Share Class and the performance of the benchmark (i.e. relative value) over the same Crystallisation Period, provided that such difference exceeds the sum of any yearly underperformances against the benchmark during the performance reference period of up to 5 years (or less in case the relevant Share Class of the Subfund has not existed for 5 years or after a reset of the high watermark). The Performance Fee is calculated on the basis of the Shares of the relevant Share Class that are in circulation during the Crystallisation Period whereas the effect of new subscriptions is neutralized. The new subscriptions will therefore only be impacted by the Performance Fee after they contributed to the performance of the relevant Share Class.

**For the avoidance of doubt, the Performance Fee shall be paid from the relevant Share Class of the Subfund on the payment date also in the event of negative absolute performance by the relevant Share Class of the Subfund, provided that relevant Share Class of the Subfund has exceeded the benchmark since the previous performance fee payment date.**

The benchmark of the Subfund is the MSCI World ESG Leaders (NR) – USD, which is provided by MSCI Limited, an authorised benchmark administrator included in the register of administrators and benchmarks established and maintained by the ESMA pursuant to article 36 of the Benchmark Regulation. The benchmark will be used for the USD share classes as reference to calculate the outperformance. For the hedged share classes, the respective hedged version of the benchmark in the relevant currency shall be used for calculation of the outperformance.

If no Performance Fee is due during a period of five years, the relative high watermark will be reset on that day at the next NAV calculation to the unsprung NAV at the end of the five year-period ("carry forward conditions").

A Performance Fee is accrued when the following conditions apply to the relevant Share Class of the Subfund:

$(NAV \text{ per Share})_t - (\text{Benchmark})_t > 0$

and

$(NAV \text{ per Share})_t - (\text{Benchmark})_t > \text{sum of yearly underperformances against the Benchmark during the performance reference period of 5 years (or less in case the Subfund has not existed for 5 years or after a reset of the high watermark)}$

If both these conditions are met, then the following applies:

Year	Number of shares	No of shares subscribed	No of shares redeemed	NAV/share before perf	Share class Size	Performance NAV vs Reference NAV in %	Benchmark Performance	Over/Under performance for the period since last crystallization	Conditions met for distribution of performance fee above relative HWM	Adjustment on subscription	Cumulated Adjustment on subscription	Cumulated Crystallization on redemption	Performance fee accrual	Cumulated Performance fee charged	Comments
Inception	100			100,00	10.000	0,00%	0,00%	-	N/A						
Year 1 Q1	100			110,00	11.000,00	10,00%	6,00%	4,00%	YES	-	-	-	60,00		- Redemption above HWM
Year 1 Q2	90		10	110,00	9.900,00	10,00%	6,00%	4,00%	YES	-	-	6,00	54,00		6,00 Crystallization at FY end 1
Year 1 Q3	100	10		110,00	11.000,00	10,00%	6,00%	4,00%	YES	-5,00	-5,00	6,00	55,00		6,00 Neutralization of Subscription above HWM
End of Year 1	100			105,00	10.500,00	5,00%	3,00%	2,00%	YES	-	-5,00	6,00	25,00		31,00 Year End crystallization
End of Year 2	100			110,00	11.000,00	4,76%	7,00%	-2,24%	NO	-	-	-	-		31,00 1 year below HWM
End of Year 3	100			104,00	10.400,00	-0,95%	8,07%	-9,02%	NO	-	-	-	-		31,00 2 years below HWM
End of Year 4	100			105,20	10.520,00	0,19%	9,15%	-8,96%	NO	-	-	-	-		31,00 3 years below HWM
End of Year 5	100			108,63	10.862,78	3,45%	14,61%	-11,15%	NO	-	-	-	-		31,00 4 years below HWM
End of Year 6	100			111,54	11.153,74	6,23%	22,63%	-16,40%	NO	-	-	-	-		31,00 5 years below HWM
End of Year 7	100			112,51	11.250,73	0,87%	-1,00%	1,87%	YES	-	-	-	31,28		1st year after HWM reset above HWM
End of Year 8	100			110,57	11.056,75	-1,72%	-3,00%	1,28%	YES	-	-	-	21,53		62,28 ie crystallization Negative performance higher than the negative performance of the benchmark; crystallization at FY end 8

$0.15 \times ((NAV_t \text{ per Share performance} - (\text{Benchmark})_t \text{ performance}) \times (\text{number of Shares})_t - (\text{Cumulated Adjustment on subscriptions})_t)$

where: NAV<sub>t</sub> = current unswung Net Asset Value prior to provision for Performance Fee

t = current Calculation Date

$(\text{Cumulated Adjustment on subscriptions})_t$  = the neutralization factor which avoids that performance fee is provisioned on the new Shares subscribed during the Crystallisation period before they started to contribute to the performance of the relevant Share Class

#### **Adjustment of the Net Asset Value (Single Swing Pricing)**

The Net Asset Value calculated in accordance with Chapter 8, "Net Asset Value" will be increased by up to a maximum of 2% per Share in the event of a net surplus of subscription applications or reduced by up to a maximum of 2% per Share in the event of a net surplus of redemption applications in respect of the applications received on the respective Valuation Day.

**Under exceptional circumstances the Company may, in the interest of Shareholders, decide to increase the maximum swing factor indicated above. In such case the Company would inform the investors in accordance with Chapter 14, "Information for Shareholders".**

## **Credit Suisse (Lux) Edutainment Equity Fund**

### **Investment Objective**

The objective of the Subfund is to achieve the highest possible return in US dollars (Reference Currency), while taking due account of the principle of risk diversification, the security of the capital invested, and the liquidity of the assets. This Subfund aims to outperform the return of the MSCI World ESG Leaders (NR) benchmark. The Subfund is actively managed. The benchmark is used as a reference point for portfolio construction and as a basis for setting risk constraints, and/or for Performance Fee measurement purposes. The majority of the Subfund's equity securities will not necessarily be components of or have weightings derived from the benchmark. The Investment Manager will use its discretion to significantly deviate the weighting of certain components of the Benchmark and to significantly invest in companies or sectors not included in the benchmark in order to take advantage of specific investment opportunities. It is thus expected that the performance of the Subfund will significantly deviate from the benchmark.

### **Investment Principles**

At least two-thirds of the Subfund's net assets are invested worldwide (including emerging markets) in equities and other equity-type securities and rights (American depository receipts [ADRs], global depository receipts, profit-sharing certificates, participation certificates, dividend rights certificates, etc.) issued by companies active in the field of edutainment through the complete value chain: from content creation to platform and delivery, to infrastructure and devices. Investments into edutainment refers in this context in particular to getting equity exposure to the increased need for and changing nature of future forms of education for society across any area of daily life. Investing in the edutainment area will include next generation providers of content, platforms as well as companies which provide the technology which enables edutainment.

Furthermore, the Subfund may invest in companies which obtain the majority of their revenues by financing the above activities.

Securities are selected irrespective of their market capitalization.

For hedging purposes, and in the interest of the efficient management of the portfolio as well as for the implementation of the investment strategy the aforementioned investments may also be effected by way of derivatives, provided the limits set out in Chapter 6, "Investment Restrictions" are observed. Derivatives may include futures and options on equities, be linked to security baskets or indices and shall be chosen in accordance with Art. 9 of the Grand-Ducal Decree of February 8, 2008.

Subject to conditions set out in Chapter 4 "Investment Policy", the Subfund may invest in ancillary liquid assets (i.e., bank deposits at sight) up to 20% of the total net assets of the Subfund in order to cover current or exceptional payments, or for the time necessary to reinvest in eligible assets under Part I of the Law of December 17, 2010 or for a period of time strictly necessary in case of unfavourable market conditions.

In addition to the bank deposits at sight referred to above, the Subfund may also invest up to one third of its net assets (including the bank deposits at sight referred to above) in equities and equity-type securities of companies not fulfilling the above requirements, cash, time deposits, liquidity funds, money market funds, money market instruments, fixed income securities, which may include, but not limited to, bonds, notes, and similar fixed and variable interest rate securities, discounted securities issued by public, private and semi-private issuers worldwide (including emerging markets). In any case and for the avoidance of doubt, investment in liquidity funds and money market funds is limited to 10% of the total net assets.

The Subfund may – subject to the investment principles set out above – invest up to 10% of its net assets in structured products (certificates, notes) on equities, equity-type securities, equity baskets and equity indices that are sufficiently liquid and are issued by first-class banks (or by issuers that offer investor protection comparable to that provided by first-class banks). These structured products must qualify as securities pursuant to Art. 41 of the Law of December 17, 2010. Moreover, these structured products must be valued regularly and transparently on the basis of independent sources. Structured products must not entail any leverage effect. As well as satisfying the regulations on risk spreading, the equity baskets and equity indices must be sufficiently diversified.

Furthermore, to hedge currency risks and to gear its assets to one or more other currencies, the Subfund may enter into forward foreign exchange and other currency derivatives in accordance with section 3 of Chapter 6, "Investment Restrictions".

The Subfund will invest more than 50% of the value of its total assets in Qualifying Equity Instruments.

The Subfund qualifies as a financial product under Art. 9 (1) of SFDR.

**Information about the sustainable investment that the Subfund has as its objective is available in the SFDR Annex of this Prospectus.**

**Global Exposure**

The global exposure of the Subfund will be calculated on the basis of the commitment approach.

**Risk Information**

Investors should read, be aware of and consider Chapter 7, "Risk Factors" of the Prospectus and the risk information described below.

The Subfund may invest in emerging markets. The probable returns on securities of issuers from emerging countries (emerging markets) are generally higher than the returns on similar securities of equivalent issuers from countries not classed as emerging (i.e. developed countries). Emerging countries and developing markets are defined as countries which are not classified by the World Bank as high income countries. In addition, high income countries which are included in an emerging market financial index of a leading service provider may also be considered as emerging countries and developing markets if deemed appropriate by the Management Company in the context of a Subfund's investment universe. The markets in emerging countries are much less liquid than the developed equity markets. Moreover, in the past, these markets have experienced higher volatility than the developed markets.

Potential investors should be aware that, due to the political and economic situation in emerging countries, investments in this Subfund entail a greater degree of risk, which could in turn reduce the return on the Subfund's assets. Investments in this Subfund should only be made on a long-term basis. Investments in emerging markets are exposed to the following risks (among others): less effective public supervision, accounting and auditing methods and standards which do not match the requirements of Western legislation, possible restrictions on repatriation of the capital invested, counterparty risk in respect of individual transactions, market volatility, and insufficient liquidity affecting the Subfund's investments. Investing in the securities of smaller, lesser-known companies involves greater risk and the possibility of greater price volatility due to the less certain growth prospects of smaller firms, the lower degree of liquidity of the markets for such stocks and the greater sensitivity of smaller companies to changing market conditions. It must also be borne in mind that companies are selected regardless of their market capitalization (micro, small, mid, large caps) or sector. This may lead to a concentration in terms of market segments or sectors on fund or security level.

A fluctuation in the exchange rate of local currencies in relation to the Reference Currency will bring about a corresponding, simultaneous fluctuation in the net assets of the Subfund as expressed in the Reference Currency, while local currencies may be subject to foreign exchange restrictions.

Direct investments in India also involve specific risks. Accordingly, potential investors are referred in particular to the risks set out in Chapter 7, "Risk Factors" in relation to the FPI registration of the Subfund and the potential disclosure of information and personal data regarding the investors in the Subfund to the Indian local supervisory authorities and to the DDP.

Investments through the Shanghai-Hong Kong Stock Connect Scheme or other similar scheme(s) established under applicable laws and regulations from time to time (the "Stock Connect Scheme") involve specific risks. Accordingly, potential investors are referred in particular to the risks set out in Chapter 7, "Risk Factors" under section "Risks associated with the Stock Connect Scheme".

Sustainability risks may result in a negative impact on the returns of the Subfund. Sustainability risks with the highest likelihood for the Subfund are:

- Unsuccessful investment in new technologies
- Stigmatization of sector
- Exposure to litigation

If sector innovation fails and if adoption curves for education technologies falter, security growth rates and valuations would be negatively impacted, curbing fund returns. If investors fail to appreciate the diversity in the sector and the fundamental industry drivers, they might misunderstand the fundamental concepts of education technologies. Given the large exposure to developing markets and small companies there is an elevated risk of governance issues often pick on by short sellers.

Potential investors are also referred to the risks set out in Chapter 7, "Risk Factors" under sections "Sustainability Risks" and "Sustainable Investing Risks".

**Investments in Kuwait**

Investors should note that the opening of accounts to invest in stocks issued by Kuwait-based companies requires inter-alia certain entities such as banks, financial institutions and intermediaries dealing in or involved in the clearing of securities (including local clearing houses) (the "Local Intermediaries") to conduct client identification procedures, to establish the beneficial owner of the assets and to maintain a record of those beneficiaries and certain kinds of transactions. Accordingly, those Local Intermediaries have the ability to seek information on the identity of beneficial owners of the Subfund.

As far as permitted under Luxembourg law, information and personal data regarding the investors of the Subfund seeking exposure to the Kuwait market (including but not limited to any documentation submitted as part of the identification procedure prescribed in relation to their investment in the Subfund)

may be disclosed to those Local Intermediaries, resp. to governmental or regulatory authorities in Kuwait. In particular, investors shall note that, in order to enable the Subfund to open accounts to invest in the Kuwait market, any natural person who, whether acting through one or more juridical person, exercises control through ownership or who ultimately has a controlling ownership interest exceeding a certain threshold of the Subfund's assets is required to disclose its identity to those Local Intermediaries.

Investors should note that the opening of the accounts in Kuwait is a condition precedent to any direct investments by the Subfund in the Kuwait market. No assurance can be given that the accounts will be maintained for the whole duration of the relevant Subfund and a closure of the accounts may lead to a deterioration of the performance of the relevant Subfund, which, as a consequence, could have a negative impact on the value of the investors' participation depending on the prevailing market conditions at that time.

**Investor Profile**

The Subfund is suitable for investors with high risk tolerance and a long-term view who wish to invest in a broadly diversified portfolio of equity securities globally in the fields of edutainment.

**Investment Manager**

The Management Company has appointed Credit Suisse Asset Management (Schweiz) AG, Zurich, as Investment Manager to perform the management of this Subfund.

**Advisory Board**

The Investment Manager may from time to time consult with an advisory board, composed of academics and technological and other experts, to assist it in the management, among others by providing technical expertise, research or market insights.

Additional costs amounting to an aggregate maximum of 0.10% p.a. of the Subfund's total net assets may be charged to the Subfund in consideration of the services rendered by the members of the advisory board. These services are subject to contractually agreed terms between the members of the advisory board and the Investment Manager.

The current list of the members of the advisory board is available for investors on the internet on <https://am.credit-suisse.com/ch/en/asset-management/insights/thematic-equity-investing/advisory-board.html>.

**Subscription, Redemption and Conversion of Shares**

Subscription, redemption and conversion applications must be submitted in written form to the Central Administration or a Distributor authorized by the Company to accept such applications, by 3 p.m. (Central European Time) one Banking Day prior to the Valuation Day on any day on which banks are open for business in Luxembourg. Subscription, redemption and conversion applications received after this cut-off point shall be deemed to have been received prior to 3 p.m. on the next following Banking Day.

The payment of the issue price must be effected one Banking Day after the Valuation Date on which the issue price of the Shares was determined. The payment of the redemption price of the shares shall be made one Banking Day following calculation of this price.

No Shares of the Subfund will be, directly or indirectly, advertised, offered, distributed or sold to persons resident in India and no subscription application for Shares in the Subfund will be accepted if the acquisition of these Shares is financed by funds derived from sources within India.

As described under Chapter 5, "Investment in CS Investment Funds 2" of the Prospectus, the Company is entitled to compulsorily redeem all Shares held by a Shareholder in any circumstances in which the Company determines that such compulsory redemption would avoid material legal, regulatory, pecuniary, tax, economic, proprietary, administrative or other disadvantages to the Company, including but not limited to the cases where such Shares are held by Shareholders who are not entitled to acquire or possess these Shares or who fail to comply with any obligations associated with the holding of these Shares under the applicable regulations. As a consequence the Shareholders shall note that the legal, regulatory or tax requirements applicable to their shareholding in the Subfund may include specific local requirements applicable as per the Indian laws and regulations and that non-compliance with the Indian regulations might lead to the termination of their investment in the Subfund, the compulsory redemption (in whole or in part) of the Shares held by the investors in the Subfund, the retention of any redemption proceeds to the investors or to any other measures taken by the local authorities and impacting the investment of the investor in the Subfund.

No application has been submitted or will be submitted, nor any registration has been or will be sought, by the Management Company to or from any of the People's Republic of China (PRC) governmental or regulatory authorities in connection with the advertising, offer, distribution or sale of the Shares of the Subfund in or from the PRC, and the Management Company does not intend to

or will not, directly or indirectly, advertise, offer, distribute or sell the Shares of the Subfund within the PRC.

The Shares of the Subfund are not intended to be offered or sold within the PRC. A PRC investor may subscribe for Shares only if they are permitted to do so and/or are not restricted from doing so under all relevant PRC laws, rules, regulations, notices, directives, orders or other regulatory requirements in the PRC issued by any PRC governmental or regulatory authority that are applicable to them as investor, or that apply to the Company or to the Investment Manager, whether or not having the force of law and as may be issued and amended from time to time. Where applicable PRC investors are responsible for obtaining all necessary governmental approvals, verifications, licences or registrations (if any) from all relevant PRC regulatory and/or governmental authorities, including, but not limited to, the State Administration of Foreign Exchange, the China Securities Regulatory Commission and/or other relevant regulatory and/or governmental authorities as applicable, and complying with all relevant PRC regulations, including, but not limited to, any relevant foreign exchange regulations and/or overseas investment regulations. If an investor fails to comply with the above, the Company may take any action in good faith and acting on reasonable grounds in relation to such investor's Shares to comply with relevant regulatory requirements, including effecting compulsory redemption of Shares owned by the relevant investor, subject to the Articles of Incorporation, and applicable laws and regulations.

Persons into whose possession this Prospectus or any Shares may come must inform themselves about, and observe, any such restrictions.

### Performance Fee<sup>1</sup>

The Management Company is entitled to a Performance Fee for the Subfund, which is calculated daily ("Computation Frequency") on the basis of the unswung net asset value before performance fee accrual for the relevant Valuation Day of the Share Class concerned ("Calculation Date").

The relative high watermark principle is adopted for the calculation of the performance fee, meaning that any underperformance incurred by the relevant Share Class of the Subfund against its benchmark during the performance reference period of 5 years ("Reference Period") must be recovered before a Performance Fee becomes payable, it being understood that performance fees may be payable during the reference period of 5 years and/or in the first years of a Subfund's existence, in case the relevant Share Class of the Subfund has not existed for 5 years or after a reset of the high watermark (having an equivalent impact on the handling of the reference period as a new launch).

The Performance Fee shall be payable (i.e., crystallised) on an annual basis ("Crystallisation Period"). The Crystallisation Period will end on May 31st (with the first Crystallisation Period being potentially longer than 12 months while starting with the launch of the Subfund or the relevant Share Class and lasting at least 12 months).

The calculation of the Performance Fee and the necessary provisioning take place with every Net Asset Value calculation. The accrued Performance Fee shall be payable annually in arrears within one month after the end of the respective Crystallisation Period, and, if Shares are redeemed during the Crystallisation Period, the amount of Performance Fee included in the Net Asset Value per Share will be due and owed (i.e. crystallized) for these redeemed Shares in due proportion on the date of the Shareholder's redemption.

If, on the Calculation Date, the net performance of the unswung net asset value of a Share Class (net of all costs) is above the benchmark performance, a Performance Fee of 15% for all Share Classes (see Chapter 2, "Summary of Share Classes") shall be deducted on the difference between the performance of the unswung net asset value of the relevant Share Class and the performance of the benchmark (i.e. relative value) over the same Crystallisation Period, provided that such difference exceeds the sum of any yearly underperformances against the benchmark during the performance reference period of up to 5 years (or less in case the relevant Share Class of the Subfund has not existed for 5 years or after a reset of the high watermark). The Performance Fee is calculated on the basis of the Shares of the relevant Share Class that are in circulation during the

Crystallisation Period whereas the effect of new subscriptions is neutralized. The new subscriptions will therefore only be impacted by the Performance Fee after they contributed to the performance of the relevant Share Class.

**For the avoidance of doubt, the Performance Fee shall be paid from the relevant Share Class of the Subfund on the payment date also in the event of negative absolute performance by the relevant Share Class of the Subfund, provided that relevant Share Class of the Subfund has exceeded the benchmark since the previous performance fee payment date.**

The benchmark of the Subfund is the MSCI World ESG Leaders (NR) – USD, which is provided by MSCI Limited, an authorised benchmark administrator included in the register of administrators and benchmarks established and maintained by the ESMA pursuant to article 36 of the Benchmark Regulation. The benchmark will be used for the USD share classes as reference to calculate the outperformance. For the hedged share classes, the respective hedged version of the benchmark in the relevant currency shall be used for calculation of the outperformance.

If no Performance Fee is due during a period of five years the relative high watermark will be reset on that day at the next NAV calculation to the unswung NAV at the end of the five year-period ("carry forward conditions").

A Performance Fee is accrued when the following conditions apply to the relevant Share Class of the Subfund:

$$(NAV \text{ per Share})_t - (\text{Benchmark})_t > 0$$

and

$$(NAV \text{ per Share})_t - (\text{Benchmark})_t > \text{sum of yearly underperformances against the Benchmark during the performance reference period of 5 years (or less in case the Subfund has not existed for 5 years or after a reset of the high watermark)}$$

If both these conditions are met, then the following applies:

$$0.15 \times ((NAV)_t \text{ per Share performance} - (\text{Benchmark})_t \text{ performance}) \times (\text{number of Shares})_t - (\text{Cumulated Adjustment on subscriptions})_t$$

where: NAV<sub>t</sub> = current unswung Net Asset Value prior to provision for Performance Fee

t = current Calculation Date

(Cumulated Adjustment on subscriptions)<sub>t</sub> = the neutralization factor which avoids that performance fee is provisioned on the new Shares subscribed during the Crystallisation period before they started to contribute to the performance of the relevant Share Class

### Adjustment of the Net Asset Value (Single Swing Pricing)

The Net Asset Value calculated in accordance with Chapter 8, "Net Asset Value" will be increased by up to a maximum of 2% per Share in the event of a net surplus of subscription applications or reduced by up to a maximum of 2% per Share in the event of a net surplus of redemption applications in respect of the applications received on the respective Valuation Day.

Under exceptional circumstances the Company may, in the interest of Shareholders, decide to increase the maximum swing factor indicated above. In such case the Company would inform the investors in accordance with Chapter 14, "Information for Shareholders".

Year	Number of shares	No of shares subscribed	No of shares redeemed	NAV/share before perf	Share class Size	Performance NAV vs Reference NAV in %	Benchmark Performance	Over/Under performance for the period since last crystallization	Conditions met for distribution of performance fee above relative HWM	Adjustment on subscription	Cumulated Adjustment on subscription	Cumulated Crystallization on redemption	Performance fee accrual	Cumulated Performance fee charged	Comments
Inception	100			100,00	10,000	0,00%	0,00%	-	N/A						
Year 1 Q1	100			110,00	11,000,00	10,00%	6,00%	4,00%	YES	-	-	-	60,00	-	Redemption above HWM
Year 1 Q2	90		10	110,00	9,900,00	10,00%	6,00%	4,00%	YES	-	-	6,00	54,00	6,00	Crystallization at FY end 1
Year 1 Q3	100	10		110,00	11,000,00	10,00%	6,00%	4,00%	YES	-5,00	-5,00	6,00	55,00	6,00	Neutralization of Subscription above HWM
End of Year 1	100			105,00	10,500,00	5,00%	3,00%	2,00%	YES	-	-5,00	6,00	25,00		31,00 Year End crystallization
End of Year 2	100			110,00	11,000,00	4,76%	7,00%	-2,24%	NO	-	-	-	-	-	31,00 1 year below HWM
End of Year 3	100			104,00	10,400,00	-0,95%	8,07%	-9,02%	NO	-	-	-	-	-	31,00 2 years below HWM
End of Year 4	100			105,20	10,520,00	0,19%	9,15%	-8,96%	NO	-	-	-	-	-	31,00 3 years below HWM
End of Year 5	100			108,63	10,862,78	3,45%	14,61%	-11,15%	NO	-	-	-	-	-	31,00 4 years below HWM
End of Year 6	100			111,54	11,153,74	6,23%	22,63%	-16,40%	NO	-	-	-	-	-	31,00 5 years below HWM
End of Year 7	100			112,51	11,250,73	0,87%	-1,00%	1,87%	YES	-	-	-	31,28	62,28	1st year after HWM reset above HWM ie crystallization
End of Year 8	100			110,57	11,056,75	-1,72%	-3,00%	1,28%	YES	-	-	-	21,53	83,81	Negative performance higher than the negative performance of the benchmark; crystallization at FY end 8

## Credit Suisse (Lux) Energy Evolution Equity Fund

### Investment Objective

The objective of the Subfund is to achieve the highest possible return in US dollars (Reference Currency), while taking due account of the principle of risk diversification, the security of the capital invested, and the liquidity of the assets. This Subfund aims to outperform the return of the MSCI World ESG Leaders (NR) benchmark. The Subfund is actively managed. The benchmark is used as a reference point for portfolio construction and as a basis for setting risk constraints, and/or for Performance Fee measurement purposes. The majority of the Subfund's equity securities will not necessarily be components of or have weightings derived from the benchmark. The Investment Manager will use its discretion to significantly deviate the weighting of certain components of the benchmark and to significantly invest in companies or sectors not included in the benchmark in order to take advantage of specific investment opportunities. It is thus expected that the performance of the Subfund will significantly deviate from the benchmark.

### Investment Principles

At least two-thirds of the Subfund's net assets are invested worldwide (including emerging markets) in equities and other equity-type securities issued by companies active in the field of energy transition through the evolution of the complete value chain: materials & chemicals, production, generation & supply, and infrastructure, consumption & mobility.

Investments into the energy transition refers in this context in particular to companies that benefit from enabling the evolving transition from fossil fuels to clean energy, i.e. companies that are expected to have a transformative effect in the way energy is produced, supplied, stored, and consumed.

Furthermore, the Subfund may invest in companies which obtain the majority of their revenues by enabling the above activities.

Securities are selected irrespective of their market capitalization.

For hedging purposes, and in the interest of the efficient management of the portfolio as well as for the implementation of the investment strategy the aforementioned investments may also be effected by way of derivatives, provided the limits set out in Chapter 6, "Investment Restrictions" are observed. Derivatives may include futures and options on equities, be linked to security baskets or indices and shall be chosen in accordance with Art. 9 of the Grand-Ducal Decree of February 8, 2008.

Subject to conditions set out in Chapter 4 "Investment Policy", the Subfund may invest in ancillary liquid assets (i.e., bank deposits at sight) up to 20% of the total net assets of the Subfund in order to cover current or exceptional payments, or for the time necessary to reinvest in eligible assets under Part I of the Law of December 17, 2010 or for a period of time strictly necessary in case of unfavourable market conditions.

In addition to the bank deposits at sight referred to above, the Subfund may also invest up to one third of its net assets (including the bank deposits at sight referred to above) in equities and equity-type securities of companies not fulfilling the above requirements, cash, sight and time deposits, liquidity funds, money market funds, money market instruments, fixed income securities, which may include, but not limited to, bonds, notes, and similar fixed and variable interest rate securities, discounted securities issued by public, private and semi-private issuers worldwide (including emerging markets). In any case and for the avoidance of doubt, investment in liquidity funds and money market funds is limited to 10% of the total net assets.

The Subfund may take exposure to issuers domiciled in emerging markets (limited however to 50% of the Subfund's total net assets), including in China (limited however to 20% of the Subfund's total net assets and direct investment exclusively through the Stock Connect Scheme) and India.

The Subfund may – subject to the investment principles set out above – invest up to 10% of its net assets in structured products (certificates, notes) on equities, equity-type securities, equity baskets and equity indices that are sufficiently liquid and are issued by first-class banks (or by issuers that offer investor protection comparable to that provided by first-class banks). These structured products must qualify as securities pursuant to Art. 41 of the Law of December 17, 2010. Moreover, these structured products must be valued regularly and transparently on the basis of independent sources. Structured products must not entail any leverage effect. As well as satisfying the regulations on risk spreading, the equity baskets and equity indices must be sufficiently diversified.

Furthermore, to hedge currency risks and to gear its assets to one or more other currencies, the Subfund may enter into forward foreign exchange and other currency derivatives in accordance with section 3 of Chapter 6, "Investment Restrictions".

The Subfund will invest more than 50% of the value of its total assets in Qualifying Equity Instruments.

The Subfund qualifies as a financial product under Art. 8 (1) of SFDR.

**Information about the environmental or social characteristics promoted by the Subfund is available in the SFDR Annex of this Prospectus.**

### Global Exposure

The global exposure of the Subfund will be calculated on the basis of the commitment approach.

### Risk Information

Investors should read, be aware of and consider Chapter 7, "Risk Factors" of the Prospectus and the risk information described below.

The Subfund may invest in emerging markets. The probable returns on securities of issuers from emerging countries (emerging markets) are generally higher than the returns on similar securities of equivalent issuers from countries not classed as emerging (i.e. developed countries). Emerging countries and developing markets are defined as countries which are not classified by the World Bank as high income countries. In addition, high income countries which are included in an emerging market financial index of a leading service provider may also be considered as emerging countries and developing markets if deemed appropriate by the Management Company in the context of a Subfund's investment universe. The markets in emerging countries are much less liquid than the developed equity markets. Moreover, in the past, these markets have experienced higher volatility than the developed markets. Unlike their developed market counterparts, companies in emerging markets aiming at transitioning to a lower carbon economy will require additional capital to enable them to transition towards more sustainable business practices. Such companies may however still be highly dependent on industrial sectors with larger carbon footprints and/or lower energy or resource efficiency. As the industrial sectors play an essential part in the economic and social fabric of emerging market nations, the reduction of investments in this sector due to sustainable considerations may likely result in a slower longer term transition to a lower carbon economy in those emerging markets.

Potential investors should be aware that, due to the political and economic situation in emerging countries, investments in this Subfund entail a greater degree of risk, which could in turn reduce the return on the Subfund's assets. Investments in this Subfund should only be made on a long-term basis. Investments in emerging markets are exposed to the following risks (among others): less effective public supervision, accounting and auditing methods and standards which do not match the requirements of Western legislation, possible restrictions on repatriation of the capital invested, counterparty risk in respect of individual transactions, market volatility, and insufficient liquidity affecting the Subfund's investments. Investing in the securities of smaller, lesser-known companies involves greater risk and the possibility of greater price volatility due to the less certain growth prospects of smaller firms, the lower degree of liquidity of the markets for such stocks and the greater sensitivity of smaller companies to changing market conditions. It must also be borne in mind that companies are selected regardless of their market capitalization (micro, small, mid, large caps) or sector. This may lead to a concentration in terms of market segments or sectors on fund or security level.

A fluctuation in the exchange rate of local currencies in relation to the Reference Currency will bring about a corresponding, simultaneous fluctuation in the net assets of the Subfund as expressed in the Reference Currency, while local currencies may be subject to foreign exchange restrictions.

Direct investments in India also involve specific risks. Accordingly, potential investors are referred in particular to the risks set out in Chapter 7, "Risk Factors" in relation to the FPI registration of the Subfund and the potential disclosure of information and personal data regarding the investors in the Subfund to the Indian local supervisory authorities and to the DDP.

Investments through the Shanghai-Hong Kong Stock Connect Scheme or other similar scheme(s) established under applicable laws and regulations from time to time (the "Stock Connect Scheme") involve specific risks. Accordingly, potential investors are referred in particular to the risks set out in Chapter 7, "Risk Factors" under section "Risks associated with the Stock Connect Scheme".

Sustainability risks may result in a negative impact on the returns of the Subfund. Sustainability risks with the highest likelihood for the Subfund are:

- Unsuccessful investment in new technologies
- Stigmatization of sector
- Exposure to litigation

If sector innovation fails and if adoption curves for energy transition technologies falter, security growth rates and valuations would be negatively impacted, curbing fund returns. If investors fail to appreciate the diversity in the sector and the fundamental industry drivers, they might misunderstand the fundamental concepts of energy transition technologies. Given the large exposure to developing markets and small companies there is an elevated risk of governance issues often pick on by short sellers.

Investors should note that this Subfund may be exposed to metals, mining and chemicals as well as to direct investments in China. Investors should note that this Subfund may have a substantial exposure to metals, mining and chemicals and have investments in China.

Potential investors are also referred to the risks set out in Chapter 7, "Risk Factors" under sections "Sustainability Risks", "Sustainable Investing Risks", "Concentration on Certain Countries/Regions" and "Investments in Emerging Countries".

## Investor Profile

The Subfund is suitable for investors with high risk tolerance and a long-term view who wish to invest in a broadly diversified portfolio of equity securities in the field of energy transition.

## Subscription, Redemption and Conversion of Shares

Subscription, redemption and conversion applications must be submitted in written form to the Central Administration or a Distributor authorized by the Company to accept such applications, by 3 p.m. (Central European Time) one Banking Day prior to the Valuation Day on any day on which banks are open for business in Luxembourg.

Subscription, redemption and conversion applications received after this cut-off point shall be deemed to have been received prior to 3 p.m. on the next following Banking Day.

Payment of the issue price must be effected 1 Banking Day after the Valuation Day on which the issue price of the Shares was determined. Payment of the redemption price of the Shares shall be made 1 Banking Day following calculation of this price.

No Shares of the Subfund will be, directly or indirectly, advertised, offered, distributed or sold to persons resident in India and no subscription application for Shares in the Subfund will be accepted if the acquisition of these Shares is financed by funds derived from sources within India.

As described under Chapter 5, "Investment in CS Investment Funds 2" of the Prospectus, the Company is entitled to compulsorily redeem all Shares held by a Shareholder in any circumstances in which the Company determines that such compulsory redemption would avoid material legal, regulatory, pecuniary, tax, economic, proprietary, administrative or other disadvantages to the Company, including but not limited to the cases where such Shares are held by Shareholders who are not entitled to acquire or possess these Shares or who fail to comply with any obligations associated with the holding of these Shares under the applicable regulations. As a consequence the Shareholders shall note that the legal, regulatory or tax requirements applicable to their shareholding in the Subfund may include specific local requirements applicable as per the Indian laws and regulations and that non-compliance with the Indian regulations might lead to the termination of their investment in the Subfund, the compulsory redemption (in whole or in part) of the Shares held by the investors in the Subfund, the retention of any redemption proceeds to the investors or to any other measures taken by the local authorities and impacting the investment of the investor in the Subfund.

No application has been submitted or will be submitted, nor any registration has been or will be sought, by the Management Company to or from any of the People's Republic of China (PRC) governmental or regulatory authorities in connection with the advertising, offer, distribution or sale of the Shares of the Subfund in or from the PRC, and the Management Company does not intend to or will not, directly or indirectly, advertise, offer, distribute or sell the Shares of the Subfund within the PRC.

The Shares of the Subfund are not intended to be offered or sold within the PRC. A PRC investor may subscribe for Shares only if they are permitted to do so and/or are not restricted from doing so under all relevant PRC laws, rules, regulations, notices, directives, orders or other regulatory requirements in the PRC issued by any PRC governmental or regulatory authority that are applicable to them as investor, or that apply to the Company or to the Investment Manager, whether or not having the force of law and as may be issued and amended from time to time. Where applicable PRC investors are responsible for obtaining all necessary governmental approvals, verifications, licences or registrations (if any) from all relevant PRC regulatory and/or governmental authorities, including, but not limited to, the State Administration of Foreign Exchange, the China Securities Regulatory Commission and/or other relevant regulatory and/or governmental authorities as applicable, and complying with all relevant PRC regulations, including, but not limited to, any relevant foreign exchange regulations and/or overseas investment regulations. If an investor fails to comply with the above, the Company may take any action in good faith and acting on reasonable grounds in relation to such

investor's Shares to comply with relevant regulatory requirements, including effecting compulsory redemption of Shares owned by the relevant investor, subject to the Articles of Incorporation, and applicable laws and regulations.

Persons into whose possession this Prospectus or any Shares may come must inform themselves about, and observe, any such restrictions.

## Investment Manager

The Management Company has appointed Credit Suisse Asset Management (Schweiz) AG, Zurich, as Investment Manager to perform the management of this Subfund.

## Advisory Board

The Investment Manager may from time to time consult with an advisory board, composed of academics and technological and other experts, to assist it in the management, among others by providing technical expertise, research or market insights.

Additional costs amounting to an aggregate maximum of 0.10% p.a. of the Subfund's total net assets may be charged to the Subfund in consideration of the services rendered by the members of the advisory board. These services are subject to contractually agreed terms between the members of the advisory board and the Investment Manager.

The current list of the members of the advisory board is available for investors on the internet on [www.credit-suisse.com/am/advisoryboard](http://www.credit-suisse.com/am/advisoryboard).

## Performance Fee<sup>1</sup>

The Management Company is entitled to a Performance Fee for the Subfund, which is calculated daily ("**Computation Frequency**") on the basis of the unswung net asset value before performance fee accrual for the relevant Valuation Day of the Share Class concerned ("**Calculation Date**").

The relative high watermark principle is adopted for the calculation of the performance fee, meaning that any underperformance incurred by the relevant Share Class of the Subfund against its benchmark during the performance reference period of 5 years ("**Reference Period**") must be recovered before a Performance Fee becomes payable, it being understood that performance fees may be payable during the reference period of 5 years and/or in the first years of a Subfund's existence, in case the relevant Share Class of the Subfund has not existed for 5 years or after a reset of the high watermark (having an equivalent impact on the handling of the reference period as a new launch).

The Performance Fee shall be payable (i.e., crystallised) on an annual basis ("**Crystallisation Period**"). The Crystallisation Period will end on May 31<sup>st</sup> (with the first Crystallisation Period being potentially longer than 12 months while starting with the launch of the Subfund or the relevant Share Class and lasting at least 12 months).

The calculation of the Performance Fee and the necessary provisioning take place with every Net Asset Value calculation. The accrued Performance Fee shall be payable annually in arrears within one month after the end of the respective Crystallisation Period, and, if Shares are redeemed during the Crystallisation Period, the amount of Performance Fee included in the Net Asset Value per Share will be due and owed (i.e. crystallized) for these redeemed Shares in due proportion on the date of the Shareholder's redemption.

If, on the Calculation Date, the net performance of the unswung net asset value of a Share Class (net of all costs) is above the benchmark performance, a Performance Fee of 15% for all Share Classes (see Chapter 2, "Summary of Share Classes") shall be deducted on the difference between the performance of the unswung net asset value of the relevant Share Class and the performance of the benchmark (i.e. relative value) over the same Crystallisation Period, provided that such difference exceeds the sum of any yearly underperformances against the benchmark during the performance reference period of up to 5 years (or less in case the relevant Share Class of the Subfund has not existed for 5 years or after a reset of the high watermark). The Performance Fee is calculated on the basis of the Sha Shares of the relevant Share Class that are in circulation during the Crystallisation Period whereas the effect of new subscriptions is neutralized. The

Year	Number of shares	No of shares subscribed	No of shares redeemed	NAV/share before perf	Share class Size	Performance NAV vs Reference NAV In %	Benchmark Performance	Over/Under performance for the period since last crystallization	Conditions met for distribution of performance fee above relative HWM	Adjustment on subscription	Cumulated Adjustment on subscription	Cumulated Crystallization on redemption	Performance fee accrual	Cumulated Performance fee charged	Comments
Inception	100			100,00	10,000	0,00%	0,00%	-	N/A						
Year 1 Q1	100			110,00	11,000,00	10,00%	6,00%	4,00%	YES	-	-	-	60,00		- Redemption above HWM
Year 1 Q2	90		10	110,00	9,900,00	10,00%	6,00%	4,00%	YES	-	-	6,00	54,00	6,00	Crystallization at FF end 1
Year 1 Q3	100	10		110,00	11,000,00	10,00%	6,00%	4,00%	YES	-5,00	-5,00	6,00	55,00	6,00	Neutralization of Subscription above HWM
End of Year 1	100			105,00	10,500,00	5,00%	3,00%	2,00%	YES	-	-5,00	6,00	25,00		31,00 Year end crystallization
End of Year 2	100			110,00	11,000,00	4,76%	7,00%	-2,24%	NO	-	-	-	-		31,00 1 year below HWM
End of Year 3	100			104,00	10,400,00	-0,95%	8,07%	-9,02%	NO	-	-	-	-		31,00 2 years below HWM
End of Year 4	100			105,20	10,520,00	0,19%	9,15%	-8,96%	NO	-	-	-	-		31,00 3 years below HWM
End of Year 5	100			108,63	10,862,78	3,45%	14,61%	-11,15%	NO	-	-	-	-		31,00 4 years below HWM
End of Year 6	100			111,54	11,153,74	6,23%	22,63%	-16,40%	NO	-	-	-	-		31,00 5 years below HWM
End of Year 7	100			112,51	11,250,73	0,87%	-1,00%	1,87%	YES	-	-	-	31,28	62,28	1st year after HWM reset above HWM Negative performance higher than the negative performance of the benchmark; crystallization at FF end 8
End of Year 8	100			110,57	11,056,75	-1,72%	-3,00%	1,28%	YES	-	-	-	21,53	83,81	

new subscriptions will therefore only be impacted by the Performance Fee after they contributed to the performance of the relevant Share Class.

**For the avoidance of doubt, the Performance Fee shall be paid from the relevant Share Class of the Subfund on the payment date also in the event of negative absolute performance by the relevant Share Class of the Subfund, provided that relevant Share Class of the Subfund has exceeded the benchmark since the previous performance fee payment date.**

The benchmark of the Subfund is the MSCI World ESG Leaders (NR) – USD, which is provided by MSCI Limited, an authorised benchmark administrator included in the register of administrators and benchmarks established and maintained by the ESMA pursuant to article 36 of the Benchmark Regulation. The benchmark will be used for the USD share classes as reference to calculate the outperformance. For the hedged share classes, the respective hedged version of the benchmark in the relevant currency shall be used for calculation of the outperformance.

If no Performance Fee is due during a period of five years, the relative high watermark will be reset on that day at the next NAV calculation to the unswung NAV at the end of the five year-period ("carry forward conditions").

A Performance Fee is accrued when the following conditions apply to the relevant Share Class of the Subfund:

$(NAV \text{ per Share})_t - (\text{Benchmark})_t > 0$

and

$(NAV \text{ per Share})_t - (\text{Benchmark})_t > \text{sum of yearly underperformances against the Benchmark during the performance reference period of 5 years (or less in case the Subfund has not existed for 5 years or after a reset of the high watermark)}$

If both these conditions are met, then the following applies:

$0.15 \times ((NAV_t \text{ per Share performance} - (\text{Benchmark})_t \text{ performance}) \times (\text{number of Shares})_t - (\text{Cumulated Adjustment on subscriptions})_t)$

where:  $NAV_t$  = current unswung Net Asset Value prior to provision for Performance Fee

t = current Calculation Date

$(\text{Cumulated Adjustment on subscriptions})_t$  = the neutralization factor which avoids that performance fee is provisioned on the new Shares subscribed during the Crystallisation period before they started to contribute to the performance of the relevant Share Class

#### **Adjustment of the Net Asset Value (Single Swing Pricing)**

The Net Asset Value calculated in accordance with Chapter 8, "Net Asset Value" will be increased by up to a maximum of 2% per Share in the event of a net surplus of subscription applications or reduced by up to a maximum of 2% per Share in the event of a net surplus of redemption applications in respect of the applications received on the respective Valuation Day.

**Under exceptional circumstances the Company may, in the interest of Shareholders, decide to increase the maximum swing factor indicated above. In such case the Company would inform the investors in accordance with Chapter 14, "Information for Shareholders".**

## **Credit Suisse (Lux) Environmental Impact Equity Fund**

### **Investment Objective**

The objective of the Subfund is to achieve the highest possible return in US dollars (Reference Currency), while taking due account of the principle of risk diversification, the security of the capital invested, and the liquidity of the assets. This Subfund aims to outperform the return of the MSCI World ESG Leaders (NR) benchmark. The Subfund is actively managed. The benchmark is used as a reference point for portfolio construction and as a basis for setting risk constraints, and/or for Performance Fee measurement purposes. The majority of the Subfund's equity securities will not necessarily be components of or have weightings derived from the benchmark. The Investment Manager will use its discretion to significantly deviate the weighting of certain components of the Benchmark and to significantly invest in companies or sectors not included in the benchmark in order to take advantage of specific investment opportunities. It is thus expected that the performance of the Subfund will significantly deviate from the benchmark.

### **Investment Principles**

At least two-thirds of the Subfund's net assets are invested worldwide (including emerging markets) in equities and other equity-type securities and rights (American depository receipts [ADRs], global depository receipts [GDRs], profit-sharing certificates, participation certificates, dividend rights certificates, etc.) issued by companies whose products, services and business models are built on offering and developing solutions which have a real and direct impact on solving the most pressing environmental and climate issues. Measurability of the real impact among criteria like active reduction of greenhouse gas emissions, water treatment and recycling of materials, among others, is essential. Investments include real impact solutions across many sub-areas like environmental impact mitigation, carbon emission technology, circular economy, renewable energy and others.

Furthermore, the Subfund may invest in companies which obtain the majority of their revenues by financing activities in the above sub areas.

Securities are selected irrespective of their market capitalization but with a strong focus on small- and mid-sized companies.

For hedging purposes, and in the interest of the efficient management of the portfolio as well as for the implementation of the investment strategy the aforementioned investments may also be effected by way of derivatives, provided the limits set out in Chapter 6, "Investment Restrictions" are observed. Derivatives may be linked to security baskets or indices and shall be chosen in accordance with Art. 9 of the Grand-Ducal Decree of February 8, 2008.

Subject to conditions set out in Chapter 4 "Investment Policy", the Subfund may invest in ancillary liquid assets (i.e., bank deposits at sight) up to 20% of the total net assets of the Subfund in order to cover current or exceptional payments, or for the time necessary to reinvest in eligible assets under Part I of the Law of December 17, 2010 or for a period of time strictly necessary in case of unfavourable market conditions.

In addition to the bank deposits at sight referred to above, the Subfund may also invest up to one third of its net assets (including the bank deposits at sight referred to above) in equities and equity-type securities of companies not fulfilling the above requirements, cash, time deposits, liquidity funds, money market funds, money market instruments, fixed income securities, which may include, but not limited to, bonds, notes, and similar fixed and variable interest rate securities, discounted securities issued by public, private and semi-private issuers worldwide (including emerging markets). In any case and for the avoidance of doubt, investment in liquidity funds and money market funds is limited to 10% of the total net assets.

The Subfund may to a large extent take exposure to issuers domiciled in emerging markets.

The Subfund may – subject to the investment principles set out above – invest up to 10% of its net assets in structured products (certificates, notes) on equities, equity-type securities, equity baskets and equity indices that are sufficiently liquid and are issued by first-class banks (or by issuers that offer investor protection comparable to that provided by first-class banks). These structured products must qualify as securities pursuant to Art. 41 of the Law of December 17, 2010. Moreover, these structured products must be valued regularly and transparently on the basis of independent sources. Structured products must not entail any leverage effect. As well as satisfying the regulations on risk spreading, the equity baskets and equity indices must be sufficiently diversified.

Furthermore, to hedge currency risks and to gear its assets to one or more other currencies, the Subfund may enter into forward foreign exchange and other currency derivatives in accordance with section 3 of Chapter 6, "Investment Restrictions".

The Subfund will invest more than 50% of the value of its total assets in Qualifying Equity Instruments.

The Subfund qualifies as a financial product under Art. 9 (1) of SFDR.

**Information about the sustainable investment that the Subfund has as its objective is available in the SFDR Annex of this Prospectus.**



**Global Exposure**

The global exposure of the Subfund will be calculated on the basis of the commitment approach.

**Risk Information**

Investors should read, be aware of and consider Chapter 7, "Risk Factors" of the Prospectus and the risk information described below.

The Subfund may invest in emerging markets. The probable returns on securities of issuers from emerging countries (emerging markets) are generally higher than the returns on similar securities of equivalent issuers from countries not classed as emerging (i.e. developed countries). Emerging countries and developing markets are defined as countries which are not classified by the World Bank as high income countries. In addition, high income countries which are included in an emerging market financial index of a leading service provider may also be considered as emerging countries and developing markets if deemed appropriate by the Management Company in the context of a Subfund's investment universe. The markets in emerging countries are much less liquid than the developed equity markets. Moreover, in the past, these markets have experienced higher volatility than the developed markets.

Potential investors should be aware that, due to the political and economic situation in emerging countries, investments in this Subfund entail a greater degree of risk, which could in turn reduce the return on the Subfund's assets. Investments in this Subfund should only be made on a long-term basis. Investments in emerging markets are exposed to the following risks (among others): less effective public supervision, accounting and auditing methods and standards which do not match the requirements of Western legislation, possible restrictions on repatriation of the capital invested, counterparty risk in respect of individual transactions, market volatility, and insufficient liquidity affecting the Subfund's investments. Investing in the securities of smaller, lesser-known companies involves greater risk and the possibility of greater price volatility due to the less certain growth prospects of smaller firms, the lower degree of liquidity of the markets for such stocks and the greater sensitivity of smaller companies to changing market conditions. It must also be borne in mind that companies are selected regardless of their market capitalization (micro, small, mid, large caps) or sector. This may lead to a concentration in terms of market segments or sectors on fund or security level.

A fluctuation in the exchange rate of local currencies in relation to the Reference Currency will bring about a corresponding, simultaneous fluctuation in the net assets of the Subfund as expressed in the Reference Currency, while local currencies may be subject to foreign exchange restrictions.

Direct investments in India also involve specific risks. Accordingly, potential investors are referred in particular to the risks set out in Chapter 7, "Risk Factors" in relation to the FPI registration of the Subfund and the potential disclosure of information and personal data regarding the investors in the Subfund to the Indian local supervisory authorities and to the DDP.

Investments through the Shanghai-Hong Kong Stock Connect Scheme or other similar scheme(s) established under applicable laws and regulations from time to time (the "Stock Connect Scheme") involve specific risks. Accordingly, potential investors are referred in particular to the risks set out in Chapter 7, "Risk Factors" under section "Risks associated with the Stock Connect Scheme".

Sustainability risks may result in a negative impact on the returns of the Subfund. Sustainability risks with the highest likelihood for the Subfund are:

- Unsuccessful investments in new technologies
- Extreme weather events
- Changing weather patterns
- Increased market uncertainty

The products offered by the investee companies directly address sustainability challenges caused by rapid rise of global population, diminishing natural resources, accelerated waste production and rising CO<sub>2</sub> levels. As these companies help to mitigate a variety of sustainability risks in the environmental space, the Subfund's inherent sustainability risks mentioned above result from the fact that investee companies tend to operate in regions where extreme weather events and changing weather patterns may occur. Furthermore, as investee companies often develop new technologies to solve environmental issues, returns may be at risk should the development fail. As a direct consequence of sustainability risks materializing, a devaluation of the stock price, a decline in growth rates and finally bankruptcy of the investee company may result.

Potential investors are also referred to the risks set out in Chapter 7, "Risk Factors" under sections "Sustainability Risks" and "Sustainable Investing Risks".

**Investor Profile**

The Subfund is suitable for investors with high risk tolerance and a long-term view who wish to invest in a broadly diversified portfolio of equity of companies whose business models have a direct impact on solving the environmental and climate issues.

**Investment Manager**

The Management Company has appointed Credit Suisse Asset Management (Schweiz) AG, Zurich, as Investment Manager to perform the management of this Subfund.

Investors shall note that a portion of the fees earned by the Investment Manager, including part of the Performance Fee, may be donated by the Investment Manager to selected non-profit organisations that primarily aim at leveraging the positive environmental and climate impact targeted by the Subfund. More information on those non-profit organisations is available for investors on the internet on [www.credit-suisse.com](http://www.credit-suisse.com).

**Subscription, Redemption and Conversion of Shares**

Subscription, redemption and conversion applications must be submitted in written form to the Central Administration or a Distributor authorized by the Company to accept such applications, by 3 p.m. (Central European Time) one Banking Day prior to the Valuation Day on any day on which banks are open for business in Luxembourg. Subscription, redemption and conversion applications received after this cut-off point shall be deemed to have been received prior to 3 p.m. on the next following Banking Day.

The payment of the issue price must be effected one Banking Day after the Valuation Date on which the issue price of the Shares was determined. The payment of the redemption price of the shares shall be made two Banking Days following calculation of this price.

No Shares of the Subfund will be, directly or indirectly, advertised, offered, distributed or sold to persons resident in India and no subscription application for Shares in the Subfund will be accepted if the acquisition of these Shares is financed by funds derived from sources within India.

As described under Chapter 5, "Investment in CS Investment Funds 2" of the Prospectus, the Company is entitled to compulsorily redeem all Shares held by a Shareholder in any circumstances in which the Company determines that such compulsory redemption would avoid material legal, regulatory, pecuniary, tax, economic, proprietary, administrative or other disadvantages to the Company, including but not limited to the cases where such Shares are held by Shareholders who are not entitled to acquire or possess these Shares or who fail to comply with any obligations associated with the holding of these Shares under the applicable regulations. As a consequence the Shareholders shall note that the legal, regulatory or tax requirements applicable to their shareholding in the Subfund may include specific local requirements applicable as per the Indian laws and regulations and that non-compliance with the Indian regulations might lead to the termination of their investment in the Subfund, the compulsory redemption (in whole or in part) of the Shares held by the investors in the Subfund, the retention of any redemption proceeds to the investors or to any other measures taken by the local authorities and impacting the investment of the investor in the Subfund.

No application has been submitted or will be submitted, nor any registration has been or will be sought, by the Management Company to or from any of the People's Republic of China (PRC) governmental or regulatory authorities in connection with the advertising, offer, distribution or sale of the Shares of the Subfund in or from the PRC, and the Management Company does not intend to or will not, directly or indirectly, advertise, offer, distribute or sell the Shares of the Subfund within the PRC.

The Shares of the Subfund are not intended to be offered or sold within the PRC. A PRC investor may subscribe for Shares only if they are permitted to do so and/or are not restricted from doing so under all relevant PRC laws, rules, regulations, notices, directives, orders or other regulatory requirements in the PRC issued by any PRC governmental or regulatory authority that are applicable to them as investor, or that apply to the Company or to the Investment Manager, whether or not having the force of law and as may be issued and amended from time to time. Where applicable PRC investors are responsible for obtaining all necessary governmental approvals, verifications, licences or registrations (if any) from all relevant PRC regulatory and/or governmental authorities, including, but not limited to, the State Administration of Foreign Exchange, the China Securities Regulatory Commission and/or other relevant regulatory and/or governmental authorities as applicable, and complying with all relevant PRC regulations, including, but not limited to, any relevant foreign exchange regulations and/or overseas investment regulations. If an investor fails to comply with the above, the Company may take any action in good faith and acting on reasonable grounds in relation to such investor's Shares to comply with relevant regulatory requirements, including effecting compulsory redemption of Shares owned by the relevant investor, subject to the Articles of Incorporation, and applicable laws and regulations. Persons into whose possession this Prospectus or any Shares may come must inform themselves about, and observe, any such restrictions.

**Performance Fee<sup>1</sup>**

The Management Company is entitled to a Performance Fee for the Subfund, which is calculated daily ("Computation Frequency") on the basis of the unswung net asset value before performance fee accrual for the relevant Valuation Day of the Share Class concerned ("Calculation Date").

The relative high watermark principle is adopted for the calculation of the performance fee, meaning that any underperformance incurred by the relevant Share Class of the Subfund against its benchmark during the performance reference period of 5 years ("Reference Period") must be recovered before a Performance Fee becomes payable, it being understood that performance fees may be payable during the reference period of 5 years and/or in the first years of a Subfund's existence, in case the relevant Share Class of the Subfund has not existed for 5 years or after a reset of the high watermark (having an equivalent impact on the handling of the reference period as a new launch).

The Performance Fee shall be payable (i.e., crystallised) on an annual basis ("Crystallisation Period"). The Crystallisation Period will end on May, 31st (with the first Crystallisation Period being potentially longer than 12 months while starting with the launch of the Subfund or the relevant Share Class and lasting at least 12 months).

The calculation of the Performance Fee and the necessary provisioning take place with every Net Asset Value calculation. The accrued Performance Fee shall be payable annually in arrears within one month after the end of the respective Crystallisation Period, and, if Shares are redeemed during the Crystallisation Period, the amount of Performance Fee included in the Net Asset Value per Share will be due and owed (i.e. crystallized) for these redeemed Shares in due proportion on the date of the Shareholder's redemption.

If, on the Calculation Date, the net performance of the unswung net asset value of a Share Class (net of all costs) is above the benchmark performance, a Performance Fee of 15% for all Share Classes (see Chapter 2, "Summary of Share Classes") shall be deducted on the difference between the performance of the unswung net asset value of the relevant Share Class and the performance of the benchmark (i.e. relative value) over the same Crystallisation Period, provided that such difference exceeds the sum of any yearly underperformances against the benchmark during the performance reference period of up to 5 years (or less in case the relevant Share Class of the Subfund has not existed for 5 years or after a reset of the high watermark). The Performance Fee is calculated on the basis of the Shares of the relevant Share Class that are in circulation during the Crystallisation Period whereas the effect of new subscriptions is neutralized. The new subscriptions will therefore only be impacted by the Performance Fee after they contributed to the performance of the relevant Share Class.

**For the avoidance of doubt, the Performance Fee shall be paid from the relevant Share Class of the Subfund on the payment date also in the event of negative absolute performance by the relevant Share Class of the Subfund, provided that relevant Share Class of the Subfund has exceeded the benchmark since the previous performance fee payment date.**

The benchmark of the Subfund is the MSCI World ESG Leaders (NR) – USD, which is provided by MSCI Limited, an authorised benchmark administrator included in the register of administrators and benchmarks established and maintained by the ESMA pursuant to article 36 of the Benchmark Regulation. The benchmark will be used for the USD share classes as reference to calculate the outperformance. For the hedged share classes, the respective hedged version of the benchmark in the relevant currency shall be used for calculation of the outperformance.

If no Performance Fee is due during a period of five years the relative high watermark will be reset on that day at the next NAV calculation to the unswung NAV at the end of the five year-period ("carry forward conditions").

A Performance Fee is accrued when the following conditions apply to the relevant Share Class of the Subfund:

$(NAV \text{ per Share})_t - (\text{Benchmark})_t > 0$

and

$(NAV \text{ per Share})_t - (\text{Benchmark})_t > \text{sum of yearly underperformances against the Benchmark during the performance reference period of 5 years (or less in case the Subfund has not existed for 5 years or after a reset of the high watermark)}$

If both these conditions are met, then the following applies:

$0.15 \times ((NAV)_t \text{ per Share performance} - (\text{Benchmark})_t \text{ performance}) \times (\text{number of Shares})_t - (\text{Cumulated Adjustment on subscriptions})_t$

where:  $NAV_t$  = current unswung Net Asset Value prior to provision for Performance Fee

$t$  = current Calculation Date

$(\text{Cumulated Adjustment on subscriptions})_t$  = the neutralization factor which avoids that performance fee is provisioned on the new Shares subscribed during the Crystallisation period before they started to contribute to the performance of the relevant Share Class

**Adjustment of the Net Asset Value (Single Swing Pricing)**

The Net Asset Value calculated in accordance with Chapter 8, "Net Asset Value" will be increased by up to a maximum of 2% per Share in the event of a net surplus of subscription applications or reduced by up to a maximum of 2% per Share in the event of a net surplus of redemption applications in respect of the applications received on the respective Valuation Day.

Under exceptional circumstances the Company may, in the interest of Shareholders, decide to increase the maximum swing factor indicated above. In such case the Company would inform the investors in accordance with Chapter 14, "Information for Shareholders".

1

Year	Number of shares	No of shares subscribed	No of shares redeemed	NAV/share before perf	Share class Size	Performance NAV vs Reference NAV in %	Benchmark Performance	Over/Under performance for the period since last crystallization	Conditions met for distribution of performance fee above relative HWM	Adjustment on subscription	Cumulated Adjustment on subscription	Cumulated Crystallization on redemption	Performance fee accrual	Cumulated Performance fee charged	Comments
Inception	100			100,00	10.000	0,00%	0,00%	-	N/A						
Year 1 Q1	100			110,00	11.000,00	10,00%	6,00%	4,00%	YES	-	-	-	60,00		- Redemption above HWM
Year 1 Q2	90		10	110,00	9.900,00	10,00%	6,00%	4,00%	YES	-	-	6,00	54,00	6,00	Crystallization at FY end 1
Year 1 Q3	100	10		110,00	11.000,00	10,00%	6,00%	4,00%	YES	-5,00	-5,00	6,00	55,00	6,00	Neutralization of Subscription above HWM
End of Year 1	100			105,00	10.500,00	5,00%	3,00%	2,00%	YES	-	-5,00	6,00	25,00		31,00 Year End crystallization
End of Year 2	100			110,00	11.000,00	4,76%	7,00%	-2,24%	NO	-	-	-	-	-	31,00 1 year below HWM
End of Year 3	100			104,00	10.400,00	-0,95%	8,07%	-9,02%	NO	-	-	-	-	-	31,00 2 years below HWM
End of Year 4	100			105,20	10.520,00	0,19%	9,15%	-8,96%	NO	-	-	-	-	-	31,00 3 years below HWM
End of Year 5	100			108,63	10.862,78	3,45%	14,61%	-11,15%	NO	-	-	-	-	-	31,00 4 years below HWM
End of Year 6	100			111,54	11.153,74	6,23%	22,63%	-16,40%	NO	-	-	-	-	-	31,00 5 years below HWM
End of Year 7	100			112,51	11.250,73	0,87%	-1,00%	1,87%	YES	-	-	-	31,28	62,28	1st year after HWM reset above HWM ie crystallization
End of Year 8	100			110,57	11.056,75	-1,72%	-3,00%	1,28%	YES	-	-	-	21,53	83,81	Negative performance higher than the negative performance of the benchmark; crystallization at FY end 8

## Credit Suisse (Lux) European Dividend Plus Equity Fund

### Investment Objective

The objective of the Subfund is to achieve the highest possible return in the respective Reference Currency, while taking due account of the principle of risk diversification, the security of the capital invested, and the liquidity of the assets. The Subfund invests in a broadly diversified equity portfolio which can be expected to generate an above-average dividend yield.

This Subfund aims to outperform the return of the MSCI Europe (NR) in EUR benchmark. The Subfund is actively managed. The benchmark has been selected because it is representative of the investment universe of the Subfund and it is therefore an appropriate performance comparator. The majority of the Subfund's equity securities will not necessarily be components of or have weightings derived from the benchmark. The Investment Manager will use its discretion to significantly deviate the weighting of certain components of the benchmark and to significantly invest in companies or sectors not included in the benchmark in order to take advantage of specific investment opportunities. It is thus expected that the performance of the Subfund will significantly deviate from the benchmark.

### Investment Principles

At least two-thirds of the Subfund's assets are invested in equities and other equity-type securities and rights (American depository receipts [ADRs], global depository receipts, profit-sharing certificates, participation certificates, dividend rights certificates, etc.) of companies which are domiciled in or carry out the bulk of their business activities in Europe (including Eastern Europe). The Subfund may also invest in emerging countries and developing markets. For the purpose of this Subfund, Eastern European countries are defined as the nations of Central and Eastern Europe, including Russia and Turkey.

In the interest of the efficient management of the portfolio, the aforementioned investments may also be effected indirectly by way of derivatives, provided the limits set out in Chapter 6, "Investment Restrictions", are observed. Furthermore, the Subfund may make greater use of the derivative transactions listed below in order to optimize the overall portfolio return:

- a) buying and selling put and call options on equities and equity indices,
- b) buying and selling futures on equities, equity indices and dividend indices as well as on the dividend yields of equities and equity indices. The Subfund may only enter into futures that are traded on a stock exchange or another regulated market open to the public that is domiciled in an OECD country.

The indices on which such derivatives are based shall be chosen in accordance with Art. 9 of the Grand-Ducal Decree of February 8, 2008.

In accordance with Chapter 6, "Investment Restrictions", derivatives may also be used for hedging purposes.

Furthermore, to hedge currency risks and to gear its assets to one or more other currencies that fit the investment policy, the Subfund may enter into forward foreign exchange and other currency derivatives in accordance with section 3 of Chapter 6, "Investment Restrictions".

The underlying value of all derivatives must not exceed 100% of the Subfund's Net Asset Value.

Subject to conditions set out in Chapter 4 "Investment Policy", the Subfund may invest in ancillary liquid assets (i.e., bank deposits at sight) up to 20% of the total net assets of the Subfund in order to cover current or exceptional payments, or for the time necessary to reinvest in eligible assets under Part I of the Law of December 17, 2010 or for a period of time strictly necessary in case of unfavourable market conditions.

In addition to the bank deposits at sight referred to above, the Subfund may also invest up to one third of its net assets (including the bank deposits at sight referred to above) in equities and equity-type securities of companies not fulfilling the above requirements, cash, time deposits, liquidity funds, money market funds, money market instruments, fixed income securities, which may include, but not limited to, bonds, notes, and similar fixed and variable interest rate securities, discounted securities issued by public, private and semi-private issuers worldwide. In any case and for the avoidance of doubt, investment in liquidity funds and money market funds is limited to 10% of the total net assets.

In addition, the Subfund may – subject to the investment principles set out above – invest up to 30% of its net assets in structured products on equities, equity baskets and equity indices (certificates), dividend indices and dividend yields of equities and equity indices, that are sufficiently liquid and issued by first-class banks (or by issuers that offer investor protection comparable to that provided by first-class banks). These structured products must qualify as securities pursuant to Art. 41 of the Law of December 17, 2010. These structured products must be valued regularly and transparently on the basis of independent sources. Structured products must not entail any leverage effect. As well as satisfying the regulations on risk spreading, the equity baskets and equity indices must be sufficiently diversified.

The Subfund will invest more than 50% of the value of its total assets in Qualifying Equity Instruments.

The Subfund qualifies as a financial product under Art. 8 (1) of SFDR.

**Information about the environmental or social characteristics promoted by the Subfund is available in the SFDR Annex of this Prospectus.**

### Global Exposure

The global exposure of the Subfund will be calculated on the basis of the commitment approach.

### Risk Information

Securities of issuers from emerging markets may generally be expected to generate higher returns, and entail higher risks, than similar securities of equivalent issuers from other countries. Emerging countries and developing markets are defined as countries which are not classified by the World Bank as high income countries. In addition, high income countries which are included in an emerging market financial index of a leading service provider may also be considered as emerging countries and developing markets if deemed appropriate by the Management Company in the context of a Subfund's investment universe.

Further information on the risk of equity investments and investments in emerging markets and Russia is set out in the Prospectus in Chapter 7, "Risk Factors".

In addition, potential investors should note that various money flow risks arising from adjustments necessitated by subscriptions and redemptions may reduce the targeted return. Moreover, potential investors should be aware of the fact that the counterparty risk cannot be eliminated completely in derivative strategies. In case of default of the counterparty, the investor returns may be reduced. However, when it has been considered as appropriate, the Subfund will endeavour to mitigate this risk by the receipt of financial collateral given as guarantees or minimize this risk by taking various diversification measures.

Sustainability risks may result in a negative impact on the returns of the Subfund. Currently, the risks of a new carbon tax, substitution of existing products and services, unsuccessful investment in new sustainable technologies and increased cost of raw materials have been identified as being highly relevant for this Subfund. The main sustainability risks may change in the future.

Potential investors are also referred to the risks set out in Chapter 7, "Risk Factors" under sections "Sustainability Risks" and "Sustainable Investing Risks".

### Investor Profile

The Subfund is suitable for investors with high risk tolerance and a long-term view who wish to invest in a broadly diversified portfolio of equity securities within Europe.

### Subscription, Redemption and Conversion of Shares

Subscription, redemption and conversion applications must be submitted in written form to the Central Administration or a Distributor authorized by the Company to accept such applications, by 3 p.m. (Central European Time) one Banking Day prior to the Valuation Day on any day on which banks are open for business in Luxembourg.

Subscription, redemption and conversion applications received after this cut-off point shall be deemed to have been received prior to 3 p.m. on the next following Banking Day.

Payment of the issue price must be effected one Banking Day after the Valuation Day on which the issue price of the Shares was determined. Payment of the redemption price of the Shares shall be made one Banking Day following calculation of this price.

### Distribution Shares

In accordance with Chapter 11, "Appropriation of Net Income and Capital Gains", the Board of Directors is entitled to decide to what extent and at what time distributions are to be made for Shares of Class A.

The Board of Directors intends to make twice-yearly distributions to the shareholders in June and December of each year.

### Investment Manager

The Management Company has appointed Credit Suisse Asset Management (Schweiz) AG, Zurich, as Investment Manager to perform the management of this Subfund.

### Adjustment of the Net Asset Value (Single Swing Pricing)

The Net Asset Value calculated in accordance with Chapter 8, "Net Asset Value" will be increased by up to a maximum of 2% per Share in the event of a net surplus of subscription applications or reduced by up to a maximum of 2% per Share in the event of a net surplus of redemption applications in respect of the applications received on the respective Valuation Day.

**Under exceptional circumstances the Company may, in the interest of Shareholders, decide to increase the maximum swing factor indicated above. In such case the Company would inform the investors in accordance with Chapter 14, "Information for Shareholders".**

## Credit Suisse (Lux) European Entrepreneur Equity Fund

### Investment Objective

The objective of the Subfund is to achieve the highest possible return in Euros (Reference Currency), while taking due account of the principle of risk diversification, the security of the capital invested, and the liquidity of the assets. This Subfund aims to outperform the return of the MSCI EMU (NR) benchmark. The Subfund is actively managed. The benchmark is used as a reference point for portfolio construction and as a basis for setting risk constraints, and/or for Performance Fee measurement purposes. The majority of the Subfund's equity securities will not necessarily be components of or have weightings derived from the benchmark. The Investment Manager will use its discretion to significantly deviate the weighting of certain components of the benchmark and to significantly invest in companies or sectors not included in the benchmark in order to take advantage of specific investment opportunities. It is thus expected that the performance of the Subfund will significantly deviate from the benchmark.

### Investment Principles

At least two-thirds of the Subfund's net assets are invested in equities and other equity-type securities and rights (American depository receipts [ADRs], global depository receipts, profit-sharing certificates, participation certificates, dividend rights certificates, etc.) issued by companies which are directly or indirectly owned, controlled and/or managed by entrepreneurs and/or families who are represented in the shareholders' capital with at least 10% of voting rights and have their registered office or carry out the majority of their economic activity in countries of the European Monetary Union.

For hedging purposes, and in the interest of the efficient management of the portfolio as well as for the implementation of the investment strategy the aforementioned investments may also be effected by way of derivatives, provided the limits set out in Chapter 6, "Investment Restrictions" are observed. Derivatives may be linked to security baskets or indices and shall be chosen in accordance with Art. 9 of the Grand-Ducal Decree of February 8, 2008.

Subject to conditions set out in Chapter 4 "Investment Policy", the Subfund may invest in ancillary liquid assets (i.e., bank deposits at sight) up to 20% of the total net assets of the Subfund in order to cover current or exceptional payments, or for the time necessary to reinvest in eligible assets under Part I of the Law of December 17, 2010 or for a period of time strictly necessary in case of unfavourable market conditions.

In addition to the bank deposits at sight referred to above, the Subfund may also invest up to one third of its net assets (including the bank deposits at sight referred to above) in equities and equity-type securities of companies not fulfilling the above requirements, cash, time deposits, liquidity funds, money market funds, money market instruments, fixed income securities, which may include, but not limited to, bonds, notes, and similar fixed and variable interest rate securities, discounted securities issued by public, private and semi-private issuers worldwide (including emerging markets). In any case and for the avoidance of doubt, investment in liquidity funds and money market funds is limited to 10% of the total net assets.

The Subfund may – subject to the investment principles set out above – invest up to 10% of its net assets in structured products (certificates, notes) on equities, equity-type securities, equity baskets and equity indices that are sufficiently liquid and are issued by first-class banks (or by issuers that offer investor protection comparable to that provided by first-class banks). These structured products must qualify as securities pursuant to Art. 41 of the Law of December 17, 2010. Moreover, these structured products must be valued regularly and transparently on the basis of independent sources. Structured products must not entail any leverage effect. As well as satisfying the regulations on risk spreading, the equity baskets and equity indices must be sufficiently diversified.

Furthermore, to hedge currency risks and to gear its assets to one or more other currencies, the Subfund may enter into forward foreign exchange and other currency derivatives in accordance with section 3 of Chapter 6, "Investment Restrictions".

The Subfund will invest more than 50% of the value of its total assets in Qualifying Equity Instruments.

The Subfund qualifies as a financial product under Art. 8 (1) of SFDR.

**Information about the environmental or social characteristics promoted by the Subfund is available in the SFDR Annex of this Prospectus.**

### Global Exposure

The global exposure of the Subfund will be calculated on the basis of the commitment approach.

### Risk Information

Investors should read, be aware of and consider Chapter 7, "Risk Factors" of the Prospectus and the risk information described below.

The Subfund may invest in emerging markets. The probable returns on securities of issuers from emerging countries (emerging markets) are generally higher than

the returns on similar securities of equivalent issuers from countries not classed as emerging (i.e. developed countries). Emerging countries and developing markets are defined as countries which are not classified by the World Bank as high income countries. In addition, high income countries which are included in an emerging market financial index of a leading service provider may also be considered as emerging countries and developing markets if deemed appropriate by the Management Company in the context of a Subfund's investment universe. The markets in emerging countries are much less liquid than the developed equity markets. Moreover, in the past, these markets have experienced higher volatility than the developed markets.

Potential investors should be aware that, due to the political and economic situation in emerging countries, investments in this Subfund entail a greater degree of risk, which could in turn reduce the return on the Subfund's assets. Investments in this Subfund should only be made on a long-term basis. Investments in emerging markets are exposed to the following risks (among others): less effective public supervision, accounting and auditing methods and standards which do not match the requirements of Western legislation, possible restrictions on repatriation of the capital invested, counterparty risk in respect of individual transactions, market volatility, and insufficient liquidity affecting the Subfund's investments. Investing in the securities of smaller, lesser-known companies involves greater risk and the possibility of greater price volatility due to the less certain growth prospects of smaller firms, the lower degree of liquidity of the markets for such stocks and the greater sensitivity of smaller companies to changing market conditions. It must also be borne in mind that companies are selected regardless of their market capitalization (micro, small, mid, large caps) or sector. This may lead to a concentration in terms of market segments or sectors on fund or security level.

A fluctuation in the exchange rate of local currencies in relation to the euro will bring about a corresponding, simultaneous fluctuation in the net assets of the Subfund as expressed in the euro, while local currencies may be subject to foreign exchange restrictions.

Sustainability risks may result in a negative impact on the returns of the Subfund. Currently, the risks of a new carbon tax, substitution of existing products and services, unsuccessful investment in new sustainable technologies and increased cost of raw materials have been identified as being highly relevant for this Subfund. The main sustainability risks may change in the future.

Potential investors are also referred to the risks set out in Chapter 7, "Risk Factors" under sections "Sustainability Risks" and "Sustainable Investing Risks".

### Investor Profile

The Subfund is suitable for investors with high risk tolerance and a long-term view who wish to invest in a broadly diversified portfolio of European family and/or entrepreneur dominated companies.

### PEA eligibility

The Subfund invest at least 75% of its total assets in equities and equity-type paper of companies which (i) have their registered office in an EU Member State or in another country which, as a signatory to the Agreement on the European Economic Area, has signed an agreement with France on administrative assistance to combat tax fraud and tax evasion, and (ii) is subject to taxation equivalent to French corporation tax.

### Investment Manager

The Management Company has appointed Credit Suisse Asset Management (Schweiz) AG, Zurich as Investment Manager to perform the management of this Subfund.

### Subscription, Redemption and Conversion of Shares

Subscription, redemption and conversion applications must be submitted in written form to the Central Administration or a Distributor authorized by the Company to accept such applications, by 3 p.m. (Central European Time) one Banking Day prior to the Valuation Day on any day on which banks are open for business in Luxembourg.

Subscription, redemption and conversion applications received after this cut-off point shall be deemed to have been received prior to 3 p.m. on the next following Banking Day.

The payment of the issue price must be effected one Banking Day after the Valuation Date on which the issue price of the Shares was determined. The payment of the redemption price of the shares shall be made one Banking Day following calculation of this price.

No Shares of the Subfund will be, directly or indirectly, advertised, offered, distributed or sold to persons resident in India and no subscription application for Shares in the Subfund will be accepted if the acquisition of these Shares is financed by funds derived from sources within India.

As described under Chapter 5, "Investment in CS Investment Funds 2" of the Prospectus, the Company is entitled to compulsorily redeem all Shares held by a Shareholder in any circumstances in which the Company determines that such compulsory redemption would avoid material legal, regulatory, pecuniary, tax,

economic, proprietary, administrative or other disadvantages to the Company, including but not limited to the cases where such Shares are held by Shareholders who are not entitled to acquire or possess these Shares or who fail to comply with any obligations associated with the holding of these Shares under the applicable regulations. As a consequence the Shareholders shall note that the legal, regulatory or tax requirements applicable to their shareholding in the Subfund may include specific local requirements applicable as per the Indian laws and regulations and that non-compliance with the Indian regulations might lead to the termination of their investment in the Subfund, the compulsory redemption (in whole or in part) of the Shares held by the investors in the Subfund, the retention of any redemption proceeds to the investors or to any other measures taken by the local authorities and impacting the investment of the investor in the Subfund.

### Performance Fee<sup>1</sup>

The Management Company is entitled to a Performance Fee for the Subfund, which is calculated daily ("Computation Frequency") on the basis of the unsprung net asset value before performance fee accrual for the relevant Valuation Day of the Share Class concerned ("Calculation Date").

The relative high watermark principle is adopted for the calculation of the performance fee, meaning that any underperformance incurred by the relevant Share Class of the Subfund against its benchmark during the performance reference period of 5 years ("Reference Period") must be recovered before a Performance Fee becomes payable, it being understood that performance fees may be payable during the reference period of 5 years and/or in the first years of a Subfund's existence, in case the relevant Share Class of the Subfund has not existed for 5 years or after a reset of the high watermark (having an equivalent impact on the handling of the reference period as a new launch).

The Performance Fee shall be payable (i.e., crystallised) on an annual basis ("Crystallisation Period"). The Crystallisation Period will end on May, 31st (with the first Crystallisation Period being potentially longer than 12 months while starting with the launch of the Subfund or the relevant Share Class and lasting at least 12 months).

The calculation of the Performance Fee and the necessary provisioning take place with every Net Asset Value calculation. The accrued Performance Fee shall be payable annually in arrears within one month after the end of the respective Crystallisation Period, and, if Shares are redeemed during the Crystallisation Period, the amount of Performance Fee included in the Net Asset Value per Share will be due and owed (i.e. crystallized) for these redeemed Shares in due proportion on the date of the Shareholder's redemption.

If, on the Calculation Date, the net performance of the unsprung net asset value of a Share Class (net of all costs) is above the benchmark performance, a Performance Fee of 15% for all Share Classes (see Chapter 2, "Summary of Share Classes") shall be deducted on the difference between the performance of the unsprung net asset value of the relevant Share Class and the performance of the benchmark (i.e. relative value) over the same Crystallisation Period, provided that such difference exceeds the sum of any yearly underperformances against the benchmark during the performance reference period of up to 5 years (or less in case the relevant Share Class of the Subfund has not existed for 5 years or after a reset of the high watermark). The Performance Fee is calculated on the basis of the Shares of the relevant Share Class that are in circulation during the Crystallisation Period whereas the effect of new subscriptions is neutralized. The new subscriptions will therefore only be impacted by the Performance Fee after they contributed to the performance of the relevant Share Class.

**For the avoidance of doubt, the Performance Fee shall be paid from the relevant Share Class of the Subfund on the payment date also in the event of negative absolute performance by the relevant Share Class of the Subfund, provided that relevant Share Class of the Subfund has exceeded the benchmark since the previous performance fee payment date.**

The benchmark of the Subfund is the MSCI EMU (NR), which is provided by MSCI Limited, an authorised benchmark administrator included in the register of administrators and benchmarks established and maintained by the ESMA pursuant to article 36 of the Benchmark Regulation. The benchmark will be used for the

EUR share classes as reference to calculate the outperformance. For the hedged share classes, the respective hedged version of the benchmark in the relevant currency shall be used for calculation of the outperformance.

If no Performance Fee is due during a period of five years, the relative high watermark will be reset on that day at the next NAV calculation to the unsprung NAV at the end of the five year-period ("carry forward conditions").

A Performance Fee is accrued when the following conditions apply to the relevant Share Class of the Subfund:

$$(\text{NAV per Share})_t - (\text{Benchmark})_t > 0$$

and

$$(\text{NAV per Share})_t - (\text{Benchmark})_t > \text{sum of yearly underperformances against the Benchmark during the performance reference period of 5 years (or less in case the Subfund has not existed for 5 years or after a reset of the high watermark)}$$

If both these conditions are met, then the following applies:

$$0.15 \times ((\text{NAV}_t \text{ per Share performance} - (\text{Benchmark})_t \text{ performance}) \times (\text{number of Shares})_t - (\text{Cumulated Adjustment on subscriptions})_t)$$

where: NAV<sub>t</sub> = current unsprung Net Asset Value prior to provision for Performance Fee

t = current Calculation Date

(Cumulated Adjustment on subscriptions)<sub>t</sub> = the neutralization factor which avoids that performance fee is provisioned on the new Shares subscribed during the Crystallisation period before they started to contribute to the performance of the relevant Share Class

### Adjustment of the Net Asset Value (Single Swing Pricing)

The Net Asset Value calculated in accordance with Chapter 8, "Net Asset Value" will be increased by up to a maximum of 2% per Share in the event of a net surplus of subscription applications or reduced by up to a maximum of 2% per Share in the event of a net surplus of redemption applications in respect of the applications received on the respective Valuation Day.

**Under exceptional circumstances the Company may, in the interest of Shareholders, decide to increase the maximum swing factor indicated above. In such case the Company would inform the investors in accordance with Chapter 14, "Information for Shareholders".**

Year	Number of shares	No of shares subscribed	No of shares redeemed	NAV/share before perf	Share class Size	Performance NAV vs Reference NAV in %	Benchmark Performance	Over/Under performance for the period since last crystallization	Conditions met for distribution of performance fee above relative HWM	Adjustment on subscription	Cumulated Adjustment on subscription	Cumulated Crystallization on redemption	Performance fee accrual	Cumulated Performance fee charged	Comments
Inception	100			100,00	10,000	0,00%	0,00%	-	N/A	-	-	-	-	-	
Year 1 Q1	100			110,00	11,000,00	10,00%	6,00%	4,00%	YES	-	-	-	60,00	-	Redemption above HWM
Year 1 Q2	90		10	110,00	9,900,00	10,00%	6,00%	4,00%	YES	-	-	6,00	54,00	6,00	Crystallization at FYend 1
Year 1 Q3	100	10		110,00	11,000,00	10,00%	6,00%	4,00%	YES	-5,00	-5,00	6,00	55,00	6,00	Neutralization of Subscription above HWM
End of Year 1	100			105,00	10,500,00	5,00%	3,00%	2,00%	YES	-	-5,00	6,00	25,00	31,00	Year End crystallization
End of Year 2	100			110,00	11,000,00	4,76%	7,00%	-2,24%	NO	-	-	-	-	-	31,00 1 year below HWM
End of Year 3	100			104,00	10,400,00	-0,95%	8,07%	-9,02%	NO	-	-	-	-	-	31,00 2 years below HWM
End of Year 4	100			105,20	10,520,00	0,19%	9,15%	-8,96%	NO	-	-	-	-	-	31,00 3 years below HWM
End of Year 5	100			108,63	10,862,78	3,45%	14,61%	-11,15%	NO	-	-	-	-	-	31,00 4 years below HWM
End of Year 6	100			111,54	11,153,74	6,23%	22,63%	-16,40%	NO	-	-	-	-	-	31,00 5 years below HWM
End of Year 7	100			112,51	11,250,73	0,87%	-1,00%	1,87%	YES	-	-	-	31,28	62,28	1st year after HWM reset above HWM ie crystallization
End of Year 8	100			110,57	11,056,75	-1,72%	-3,00%	1,28%	YES	-	-	-	21,53	83,81	Negative performance higher than the negative performance of the benchmark; crystallization at FY end 8

## Credit Suisse (Lux) Eurozone Quality Growth Equity Fund

### Investment Objective

The objective of the Subfund is to achieve the highest possible return in Euros (Reference Currency), while taking due account of the principle of risk diversification, the security of the capital invested, and the liquidity of the assets. This Subfund aims to outperform the return of the MSCI EMU ESG Leaders (NR) benchmark. The Subfund is actively managed. The benchmark has been selected because it is representative of the investment universe of the Subfund and it is therefore an appropriate performance comparator. The majority of the Subfund's equity securities will not necessarily be components of or have weightings derived from the benchmark. The Investment Manager will use its discretion to materially deviate the weighting of certain components of the benchmark and to invest to a large extent in companies or sectors not included in the benchmark in order to take advantage of specific investment opportunities. It is thus expected that the performance of the Subfund will materially deviate from the benchmark.

### Investment Principles

At least two-thirds of the Subfund's assets are invested in equities and equity-type securities (American depository receipts [ADRs], global depository receipts [GDRs], profit-sharing certificates, dividend rights certificates, participation certificates, etc.) of companies which are domiciled in or carry out the bulk of their business activities in countries of the eurozone. In addition, the Subfund may also invest in emerging countries and developing markets or other countries as defined below under the heading "Risk Information".

For hedging purposes and in the interest of the efficient management of the portfolio, the aforementioned investments may also be effected by way of derivatives, provided the limits set out in Chapter 6, "Investment Restrictions" are observed. These derivatives include futures and options on equities, equity-like securities and equity indices of companies which are domiciled in or carry out the bulk of their business activities in the eurozone.

In addition, the Subfund may – subject to the investment principles set out above – invest up to 30% of its net assets in structured products (certificates, notes) on equities, equity-type securities, equity baskets and equity indices that are sufficiently liquid and are issued by first-class banks (or by issuers that offer investor protection comparable to that provided by first-class banks). These structured products must qualify as securities pursuant to Art. 41 of the Law of December 17, 2010. Moreover, these structured products must be valued regularly and transparently on the basis of independent sources. Structured products must not entail any leverage effect. As well as satisfying the regulations on risk spreading, the equity baskets and equity indices must be sufficiently diversified.

In addition, to enhance the return and minimize risk, the Subfund may pursue an overlay strategy (covered call strategy) comprising the sale of covered call options (short positions) on the underlying share portfolio (long position). The maximum nominal value of the short call positions may not exceed 100% of the Subfund's net assets.

Furthermore, to hedge currency risks and to gear its assets to one or more other currencies, the Subfund may enter into forward foreign exchange and other currency derivatives in accordance with section 3 of Chapter 6, "Investment Restrictions".

The indices on which such derivatives are based shall be chosen in accordance with Art. 9 of the Grand-Ducal Decree of February 8, 2008.

Subject to conditions set out in Chapter 4 "Investment Policy", the Subfund may invest in ancillary liquid assets (i.e., bank deposits at sight) up to 20% of the total net assets of the Subfund in order to cover current or exceptional payments, or for the time necessary to reinvest in eligible assets under Part I of the Law of December 17, 2010 or for a period of time strictly necessary in case of unfavourable market conditions.

In addition to the bank deposits at sight referred to above, the Subfund may also invest up to one third of its net assets (including the bank deposits at sight referred to above) in equities and equity-type securities of companies not fulfilling the above requirements, cash, time deposits, liquidity funds, money market funds, money market instruments, fixed income securities, which may include, but not limited to, bonds, notes, and similar fixed and variable interest rate securities, discounted securities issued by public, private and semi-private issuers worldwide. In any case and for the avoidance of doubt, investment in liquidity funds and money market funds is limited to 10% of the total net assets.

The Subfund will invest more than 50% of the value of its total assets in Qualifying Equity Instruments.

The Subfund qualifies as a financial product under Art. 8 (1) of SFDR.

**Information about the environmental or social characteristics promoted by the Subfund is available in the SFDR Annex of this Prospectus.**

### Global Exposure

The global exposure of the Subfund will be calculated on the basis of the commitment approach.

### Risk Information

Certain European countries are considered to be emerging markets. The probable returns on securities of issuers from emerging countries (emerging markets) are generally higher than the returns on similar securities of equivalent issuers from countries not classed as emerging (i.e. developed countries). Emerging countries and developing markets are defined as countries which are not classified by the World Bank as high income countries. In addition, high income countries which are included in an emerging market financial index of a leading service provider may also be considered as emerging countries and developing markets if deemed appropriate by the Management Company in the context of a Subfund's investment universe.

The markets in emerging countries are much less liquid than the developed equity markets. Moreover, in the past, these markets have experienced higher volatility than the developed markets.

Potential investors should be aware that, due to the political and economic situation in emerging countries, investments in this Subfund entail a greater degree of risk, which could in turn reduce the return on the Subfund's assets. Investments in this Subfund should only be made on a long-term basis. Investments in emerging markets are exposed to the following risks (among others): less effective public supervision, accounting and auditing methods and standards which do not match the requirements of Western legislation, possible restrictions on repatriation of the capital invested, counterparty risk in respect of individual transactions, market volatility, and insufficient liquidity affecting the Subfund's investments. It must also be borne in mind that companies are selected regardless of their market capitalization (micro, small, mid, large caps) or sector. This may lead to a concentration in terms of market segments or sectors.

A fluctuation in the exchange rate of local currencies in relation to the euro will bring about a corresponding, simultaneous fluctuation in the net assets of the Subfund as expressed in the euro, while local currencies may be subject to foreign exchange restrictions.

Further information on the risks of equity investments and investments in emerging markets is set out in Chapter 7, "Risk Factors".

Sustainability risks may result in a negative impact on the returns of the Subfund. Currently, the risks of a new carbon tax, substitution of existing products and services, unsuccessful investment in new sustainable technologies and increased cost of raw materials have been identified as being highly relevant for this Subfund. The main sustainability risks may change in the future.

Potential investors are also referred to the risks set out in Chapter 7, "Risk Factors" under sections "Sustainability Risks" and "Sustainable Investing Risks".

### Investor Profile

The Subfund is suitable for investors with high risk tolerance and a long-term view who wish to invest in a broadly diversified portfolio of equity securities within the Eurozone.

### Investment Manager

The Management Company has appointed Credit Suisse Asset Management (Schweiz) AG, Zurich, as Investment Manager to perform the management of this Subfund.

### Subscription, Redemption and Conversion of Shares

Subscription, redemption and conversion applications must be submitted in written form to the Central Administration or a Distributor authorized by the Company to accept such applications, by 3 p.m. (Central European Time) one Banking Day prior to the Valuation Day on any day on which banks are open for business in Luxembourg.

Subscription, redemption and conversion applications received after this cut-off point shall be deemed to have been received prior to 3 p.m. on the next following Banking Day.

Payment of the issue price must be effected one Banking Day after the Valuation Day on which the issue price of the Shares was determined. Payment of the redemption price of the Shares shall be made one Banking Day following calculation of this price.

### Adjustment of the Net Asset Value (Single Swing Pricing)

The Net Asset Value calculated in accordance with Chapter 8, "Net Asset Value" will be increased by up to a maximum of 2% per Share in the event of a net surplus of subscription applications or reduced by up to a maximum of 2% per Share in the event of a net surplus of redemption applications in respect of the applications received on the respective Valuation Day.

**Under exceptional circumstances the Company may, in the interest of Shareholders, decide to increase the maximum swing factor indicated above. In such case the Company would inform the investors in accordance with Chapter 14, "Information for Shareholders".**

## Credit Suisse Investment Partners (Lux) Global Balanced Convertible Bond Fund

### Investment Objective

The objective of this Subfund is to generate the highest possible return in the US dollar (Reference Currency), while keeping fluctuations in value to a minimum.

This Subfund aims to outperform the return of the Refinitiv Global Convertible Bond Focus (TR) benchmark. The Subfund is actively managed. The Benchmark has been selected because it is representative of the investment universe of the Subfund and it is therefore an appropriate performance comparator. The majority of the Subfund's exposure to bonds will not necessarily be components of or have weightings derived from the benchmark. The Investment Manager will use its discretion to materially deviate the weighting of certain components of the benchmark and to invest to a large extent in bonds not included in the benchmark in order to take advantage of specific investment opportunities. It is thus expected that the performance of the Subfund will materially deviate from the benchmark.

### Investment Principles

At least two-thirds of the total assets of the Subfund shall be invested in convertible bonds, convertible notes, warrant bonds, options on bonds (warrants) and similar securities with option rights, of public, semi-public and private issuers worldwide (including emerging markets) and irrespective of currency.

The portion invested in currencies other than the Reference Currency of the Subfund does not need to be hedged against the Reference Currency of the Subfund. Accordingly, any fluctuation in the exchange rate for such currencies in relation to the Reference Currency of the Subfund will affect the Net Asset Value of the Subfund.

In addition to direct investments, the Subfund may conduct futures and options as well as swap transactions (including total return swaps and interest rate swaps) for the purpose of hedging and the efficient management of the portfolio, provided due account is taken of the investment restrictions set out in Chapter 6, "Investment Restrictions".

Furthermore, the Subfund may actively manage its currency exposure through the use of currency futures and swap transactions.

The principal amount of the Subfund's assets that can be subject to total return swaps may represent up to a maximum of 20% of the net asset value of the Subfund by way of the sum of the notionals of the total return swaps. It is generally expected that the amount of such total return swap will remain within the range of 0% to 20% of the net asset value of the Subfund by way of the sum of the notionals of the total return swaps. In certain circumstances this proportion may be higher.

The sum of the notionals takes into account the absolute value of the notional exposure of the total return swaps used by the Subfund. The expected amount of such total return swaps is an indicator of the intensity of the use of total return swaps within the Subfund. However, it is not necessarily an indicator of the investment risks in relation to these instruments, because it does not take into account any netting or hedging effects.

For the purpose of duration management, the Subfund may make greater use of interest rate futures, subject to the investment restrictions set out in Chapter 6, "Investment Restrictions", section 3). The Subfund may – for the purpose of managing interest rate risks – buy and sell interest rate futures. The commitments entered into may exceed the value of the securities assets held in this currency, but must not exceed the Subfund's total Net Asset Value.

Subject to the investment restrictions set out in Chapter 6, "Investment Restrictions", section 3, the Management Company may use securities (credit linked notes) as well as techniques and instruments (credit default swaps) for the purpose of managing the credit risk of the Subfund.

The Subfund may invest up to 20% of its total assets in shares, other equity interests, dividend right certificates and similar securities with equity features as well as in warrants.

Subject to conditions set out in Chapter 4 "Investment Policy", the Subfund may invest in ancillary liquid assets (i.e., bank deposits at sight) up to 20% of the total net assets of the Subfund in order to cover current or exceptional payments, or for the time necessary to reinvest in eligible assets under Part I of the Law of December 17, 2010 or for a period of time strictly necessary in case of unfavourable market conditions. The Subfund may also invest up to 20% of its total net assets in cash, time deposits, liquidity funds, money market funds and money market instruments. In any case and for the avoidance of doubt, investment in liquidity funds and money market funds is limited to 10% of the total net assets. In addition, the Subfund may invest up to 10% of the Subfund's total assets in contingent capital instruments.

The Subfund qualifies as a financial product under Art. 8 (1) of SFDR.

**Information about the environmental or social characteristics promoted by the Subfund is available in the SFDR Annex of this Prospectus.**

### Global Exposure

The global exposure of the Subfund will be calculated on the basis of the commitment approach.

### Risk Information

Convertible bonds combine the opportunities and risks of equities and fixed-income securities. Accordingly, potential investors are referred in particular to the notes on interest rate fluctuations and equities set out in Chapter 7, "Risk Factors". Since prices of convertible bonds depend in large part on those of the underlying shares, the price risk is generally higher than that of bonds without conversion options. Furthermore, prices of convertible bonds are also influenced by the general interest rate environment. If a convertible bond is issued in a currency other than that of the underlying share, the corresponding exchange rate risk must also be taken into account.

The probable returns on securities of issuers from emerging countries (emerging markets) are generally higher than the returns on similar securities of equivalent issuers from countries not classed as emerging (i.e. developed countries). Emerging countries and developing markets are defined as countries which are not classified by the World Bank as high income countries. In addition, high income countries which are included in an emerging market financial index of a leading service provider may also be considered as emerging countries and developing markets if deemed appropriate by the Management Company in the context of a Subfund's investment universe. The markets in emerging countries are much less liquid than the developed equity markets. Moreover, in the past, these markets have experienced higher volatility than the developed markets. Potential investors should be aware that, due to the political and economic situation in emerging countries, investments in this Subfund entail a greater degree of risk, which could in turn reduce the return on the Subfund's assets. Investments in these Subfunds should only be made on a long-term basis. The investments of this Subfund are exposed to the following risks (among others): less effective public supervision, accounting and auditing methods and standards which do not match the requirements of Western legislation, possible restrictions on repatriation of the capital invested, counterparty risk in respect of individual transactions, market volatility, and insufficient liquidity affecting the Subfund's investments. It must also be borne in mind that companies are selected regardless of their market capitalization or sector. This may lead to a concentration in terms of market segments or sectors. However, the higher return should be viewed as compensation for the greater risk to which the investor is exposed.

**Since this Subfund may invest in debt instruments in the lower investment grade sector, the underlying debt instruments may present a greater risk in terms of downgrading or may exhibit a greater default risk than debt instruments of first-class issuers. The higher return should be viewed as compensation for the greater degree of risk.**

Contingent capital instruments can convert from bonds to equities or could be written-down should specific events occur, (a so-called "mechanical trigger"). The conversion into equity or a write-down may lead to a substantial loss in value. In the event of a conversion, the equities received may be at a discount to the share price of that equity when the bond was purchased, resulting in an increased risk of capital loss. Contingent capital instruments may, in addition to or next to, mechanical triggers, be subject to "point of non-viability triggers" which bear the same consequences, i.e. conversion into equity or write-down. These point of non-viability triggers are activated based on the relevant regulator's assessment of the issuers solvency prospects. Certain subordinated corporate debt securities may be callable, meaning they may be redeemed by the issuer on a specific date at a predefined price. In the event such debt securities are not redeemed on the specified call date, the issuer may extend the maturity indefinitely and defer or reduce the coupon payment. The credit worthiness of unrated debt securities is not measured by reference to an independent credit rating agency. Subordinated corporate debt securities carry a higher risk of loss than senior corporate debt securities, including those issued by the same issuer. Investors are advised to consider the risks corresponding to investments in contingent capital instruments set out in Chapter 7, "Risk Factors".

Sustainability risks may result in a negative impact on the returns of the Subfund. In particular, acute and chronic physical risks, new carbon taxes, exposures to litigation and changing consumer behaviour have been identified as being highly relevant. Generally, these risks may lead to increased default risks for the investments. The main sustainability risks may change in the future.

Potential investors are also referred to the risks set out in Chapter 7, "Risk Factors" under sections "Sustainability Risks" and "Sustainable Investing Risks".

### Investor Profile

The Subfund is suitable for investors with medium risk tolerance and a medium-term view who wish to invest in a broadly diversified portfolio of debt securities.

**Investment Manager**

The Management Company has appointed Credit Suisse Investment Partners (Switzerland) Ltd, as new Investment Manager to perform the management of this Subfund, in lieu of Credit Suisse Asset Management (Schweiz) AG, Zurich.

**Subscription, Redemption and Conversion of Shares**

Subscription, redemption and conversion applications must be submitted in written form to the Central Administration or a Distributor authorized by the Company to accept such applications, by 1 p.m. (Central European Time) one Banking Day prior to the Valuation Day on any day on which banks are open for business in Luxembourg.

Subscription, redemption or conversion applications received after this cut-off point shall be deemed to have been received prior to 1 p.m. on the next following Banking Day.

Payment of the issue price must be effected one Banking Day after the Valuation Day on which the issue price of the Shares was determined. Payment of the redemption price of the Shares shall be made one Banking Day following calculation of this price.

**Adjustment of the Net Asset Value (Single Swing Pricing)**

The Net Asset Value calculated in accordance with Chapter 8, "Net Asset Value" will be increased by up to a maximum of 2% per Share in the event of a net surplus of subscription applications or reduced by up to a maximum of 2% per Share in the event of a net surplus of redemption applications in respect of the applications received on the respective Valuation Day.

**Under exceptional circumstances the Company may, in the interest of Shareholders, decide to increase the maximum swing factor indicated above. In such case the Company would inform the investors in accordance with Chapter 14, "Information for Shareholders".**

**Credit Suisse (Lux) Global Dividend Plus Equity Fund****Investment Objective**

The objective of the Subfund is to achieve the highest possible return in the respective Reference Currency, while taking due account of the principle of risk diversification, the security of the capital invested, and the liquidity of the assets.

The Subfund invests in a broadly diversified equity portfolio which can be expected to generate an above-average dividend yield.

This Subfund aims to outperform the return of the MSCI World (NR) benchmark. The Subfund is actively managed. The benchmark has been selected because it is representative of the investment universe of the Subfund and it is therefore an appropriate performance comparator. The majority of the Subfund's equity securities will not necessarily be components of or have weightings derived from the benchmark. The Investment Manager will use its discretion to significantly deviate the weighting of certain components of the benchmark and to significantly invest in companies or sectors not included in the benchmark in order to take advantage of specific investment opportunities. It is thus expected that the performance of the Subfund will significantly deviate from the benchmark.

**Investment Principles**

At least two-thirds of the Subfund's assets are invested in equities and other equity-type securities and rights (American depository receipts [ADRs], global depository receipts, profit-sharing certificates, participation certificates, dividend rights certificates, etc.) of companies worldwide. The Subfund may also invest in emerging countries and developing markets.

In the interest of the efficient management of the portfolio, the aforementioned investments may also be effected indirectly by way of derivatives, provided the limits set out in Chapter 6, "Investment Restrictions", are observed. Furthermore, the Subfund may make greater use of the derivative transactions listed below in order to optimize the overall portfolio return:

- a) buying and selling put and call options on equities and equity indices,
- b) buying and selling futures on equities, equity indices and dividend indices as well as on the dividend yields of equities and equity indices. The Subfund may only enter into futures that are traded on a stock exchange or another regulated market open to the public that is domiciled in an OECD country.

The indices on which such derivatives are based shall be chosen in accordance with Art. 9 of the Grand-Ducal Decree of February 8, 2008.

In accordance with Chapter 6, "Investment Restrictions", derivatives may also be used for hedging purposes.

Furthermore, to hedge currency risks and to gear its assets to one or more other currencies that fit the investment policy, the Subfund may enter into forward foreign exchange and other currency derivatives in accordance with section 3 of Chapter 6, "Investment Restrictions".

The underlying value of all derivatives must not exceed 100% of the Subfund's Net Asset Value.

Subject to conditions set out in Chapter 4 "Investment Policy", the Subfund may invest in ancillary liquid assets (i.e., bank deposits at sight) up to 20% of the total net assets of the Subfund in order to cover current or exceptional payments, or for the time necessary to reinvest in eligible assets under Part I of the Law of December 17, 2010 or for a period of time strictly necessary in case of unfavourable market conditions.

In addition to the bank deposits at sight referred to above, the Subfund may also invest up to one third of its net assets (including the bank deposits at sight referred to above) in equities and equity-type securities of companies not fulfilling the above requirements, cash, time deposits, liquidity funds, money market funds, money market instruments, fixed income securities, which may include, but not limited to, bonds, notes, and similar fixed and variable interest rate securities, discounted securities issued by public, private and semi-private issuers worldwide. In any case and for the avoidance of doubt, investment in liquidity funds and money market funds is limited to 10% of the total net assets.

In addition, the Subfund may – subject to the investment principles set out above – invest up to 30% of its net assets in structured products on equities, equity baskets and equity indices (certificates), dividend indices and dividend yields of equities and equity indices, that are sufficiently liquid and issued by first-class banks (or by issuers that offer investor protection comparable to that provided by first-class banks). These structured products must qualify as securities pursuant to Art. 41 of the Law of December 17, 2010. These structured products must be valued regularly and transparently on the basis of independent sources. Structured products must not entail any leverage effect. As well as satisfying the regulations on risk spreading, the equity baskets and equity indices must be sufficiently diversified.

The Subfund will invest more than 50% of the value of its total assets in Qualifying Equity Instruments.

The Subfund qualifies as a financial product under Art. 8 (1) of SFDR.

**Information about the environmental or social characteristics promoted by the Subfund is available in the SFDR Annex of this Prospectus.**



**Global Exposure**

The global exposure of the Subfund will be calculated on the basis of the commitment approach.

**Risk Information**

Securities of issuers from emerging markets may generally be expected to generate higher returns, and entail higher risks, than similar securities of equivalent issuers from other countries. Emerging countries and developing markets are defined as countries which are not classified by the World Bank as high income countries. In addition, high income countries which are included in an emerging market financial index of a leading service provider may also be considered as emerging countries and developing markets if deemed appropriate by the Management Company in the context of a Subfund's investment universe. Further information on the risk of equity investments and investments in emerging markets is set out in the Prospectus in Chapter 7, "Risk Factors".

In addition, potential investors should note that various money flow risks arising from adjustments necessitated by subscriptions and redemptions may reduce the targeted return. Moreover, potential investors should be aware of the fact that the counterparty risk cannot be eliminated completely in derivative strategies. In case of default of the counterparty, the investor returns may be reduced. However, when it has been considered as appropriate, the Subfund will endeavour to mitigate this risk by the receipt of financial collateral given as guarantees or minimize this risk by taking various diversification measures.

Direct investments in India also involve specific risks. Accordingly, potential investors are referred in particular to the risks set out in Chapter 7, "Risk Factors" in relation to the FPI registration of the Subfund and the potential disclosure of information and personal data regarding the investors in the Subfund to the Indian local supervisory authorities and to the DDP.

Investments through the Shanghai-Hong Kong Stock Connect Scheme or other similar scheme(s) established under applicable laws and regulations from time to time (the "Stock Connect Scheme") involve specific risks. Accordingly, potential investors are referred in particular to the risks set out in Chapter 7, "Risk Factors" under section "Risks associated with the Stock Connect Scheme".

Sustainability risks may result in a negative impact on the returns of the Subfund. Currently, the risks of a new carbon tax, substitution of existing products and services, unsuccessful investment in new sustainable technologies and increased cost of raw materials have been identified as being highly relevant for this Subfund. The main sustainability risks may change in the future.

Potential investors are also referred to the risks set out in Chapter 7, "Risk Factors" under sections "Sustainability Risks" and "Sustainable Investing Risks".

**Investor Profile**

The Subfund is suitable for investors with high risk tolerance and a long-term view who wish to invest in a broadly diversified portfolio of equity securities globally.

**Investment Manager**

The Management Company has appointed Credit Suisse Asset Management (Schweiz) AG, Zurich, as Investment Manager to perform the management of this Subfund.

**Subscription, Redemption and Conversion of Shares**

Subscription, redemption and conversion applications must be submitted in written form to the Central Administration or a Distributor authorized by the Company to accept such applications, by 3 p.m. (Central European Time) one Banking Day prior to the Valuation Day on any day on which banks are open for business in Luxembourg.

Subscription, redemption and conversion applications received after this cut-off point shall be deemed to have been received prior to 3 p.m. on the next following Banking Day.

Payment of the issue price must be effected one Banking Day after the Valuation Day on which the issue price of the Shares was determined. Payment of the redemption price of the Shares shall be made one Banking Day following calculation of this price.

No Shares of the Subfund will be, directly or indirectly, advertised, offered, distributed or sold to persons resident in India and no subscription applications for Shares in the Subfund will be accepted if the acquisition of these Shares is financed by funds derived from sources within India.

As described under Chapter 5, "Investment in CS Investment Funds 2" of the Prospectus, the Company is entitled to compulsorily redeem all Shares held by a Shareholder who is determined by the Company in its sole discretion to be a Prohibited Person. As a consequence the Shareholders shall note that the legal, regulatory or tax requirements applicable to their shareholding in the Subfund may include specific local requirements applicable as per the Indian laws and regulations and that non-compliance with the Indian regulations might lead to the termination of their investment in the Subfund, the compulsory redemption (in whole or in part) of the Shares held by the investors in the Subfund, the retention of any redemption

proceeds to the investors or to any other measures taken by the local authorities and impacting the investment of the investors in the Subfund.

No application has been submitted or will be submitted, nor any registration has been or will be sought, by the Management Company to or from any of the People's Republic of China (PRC) governmental or regulatory authorities in connection with the advertising, offer, distribution or sale of the Shares of the Subfund in or from the PRC, and the Management Company does not intend to or will not, directly or indirectly, advertise, offer, distribute or sell the Shares of the Subfund within the PRC.

The Shares of the Subfund are not intended to be offered or sold within the PRC. A PRC investor may subscribe for Shares only if they are permitted to do so and/or are not restricted from doing so under all relevant PRC laws, rules, regulations, notices, directives, orders or other regulatory requirements in the PRC issued by any PRC governmental or regulatory authority that are applicable to them as investor, or that apply to the Company or to the Investment Manager, whether or not having the force of law and as may be issued and amended from time to time. Where applicable PRC investors are responsible for obtaining all necessary governmental approvals, verifications, licences or registrations (if any) from all relevant PRC regulatory and/or governmental authorities, including, but not limited to, the State Administration of Foreign Exchange, the China Securities Regulatory Commission and/or other relevant regulatory and/or governmental authorities as applicable, and complying with all relevant PRC regulations, including, but not limited to, any relevant foreign exchange regulations and/or overseas investment regulations. If an investor fails to comply with the above, the Company may take any action in good faith and acting on reasonable grounds in relation to such investor's Shares to comply with relevant regulatory requirements, including effecting compulsory redemption of Shares owned by the relevant investor, subject to the Articles of Incorporation, and applicable laws and regulations.

Persons into whose possession this Prospectus or any Shares may come must inform themselves about, and observe, any such restrictions.

**Adjustment of the Net Asset Value (Single Swing Pricing)**

The Net Asset Value calculated in accordance with Chapter 8, "Net Asset Value" will be increased by up to a maximum of 2% per Share in the event of a net surplus of subscription applications or reduced by up to a maximum of 2% per Share in the event of a net surplus of redemption applications in respect of the applications received on the respective Valuation Day.

**Under exceptional circumstances the Company may, in the interest of Shareholders, decide to increase the maximum swing factor indicated above. In such case the Company would inform the investors in accordance with Chapter 14, "Information for Shareholders".**

## Credit Suisse (Lux) Global Property Total Return Equity Fund

### Investment Objective

The aim of this Subfund is to achieve the maximum possible absolute return in the Reference Currency while keeping its volatility below the market's.

The Subfund is actively managed without reference to a benchmark and return will be generated primarily by stock selection while establishing short positions via futures overlay from time to time.

### Investment Principles

At least two-thirds of the Subfund's net assets are invested worldwide (including emerging markets) in equities and equity-type securities (American depository receipts [ADRs], global depository receipts [GDRs], profit-sharing certificates, dividend rights certificates, preferred shares, participation certificates, etc.) of real estate companies and closed-end real estate investment trusts (REITs). "Real estate companies" typically include those companies that are engaged in the planning, construction, ownership, management or sale of residential, commercial or industrial real estate, as well as manufacturers and distributors of goods for the construction industry. Furthermore, the Subfund may invest in companies which obtain the majority of their revenues by financing the above activities. Securities are selected irrespective of their market capitalization (micro cap, small cap, large cap) and the Subfund may hold concentrated positions in small and micro cap stocks.

For hedging purposes and in the interest of the efficient management of the portfolio, the aforementioned investments may also be effected by way of derivatives, provided the limits set out in Chapter 6, "Investment Restrictions" are observed. These derivatives also include futures and options on equities, equity-like securities and equity indices of companies and closed-end real estate investment trusts (REITs). The indices on which such derivatives are based shall be chosen in accordance with Art. 9 of the Grand-Ducal Decree of February 8, 2008.

The resulting exposure to equity market from the active hedging of the Subfund may vary between 0 and 100% over time.

In addition, the Subfund may – subject to the investment principles set out above – invest up to 30% of its net assets in structured products (certificates, notes) on equities, equity-type securities, equity baskets and equity indices that are sufficiently liquid and are issued by first-class banks (or issuers offering investor protection comparable to that of first-class banks). These structured products must qualify as securities pursuant to Art. 41 of the Law of December 17, 2010. Moreover, these structured products must be valued regularly and transparently on the basis of independent sources. Structured products must not entail any leverage effect. As well as satisfying the regulations on risk spreading, the equity baskets and equity indices must be sufficiently diversified.

Subject to conditions set out in Chapter 4 "Investment Policy", the Subfund may invest in ancillary liquid assets (i.e., bank deposits at sight) up to 20% of the total net assets of the Subfund in order to cover current or exceptional payments, or for the time necessary to reinvest in eligible assets under Part I of the Law of December 17, 2010 or for a period of time strictly necessary in case of unfavourable market conditions.

In addition to the bank deposits at sight referred to above, the Subfund may also invest up to one third of its net assets (including the bank deposits at sight referred to above) in equities and equity-type securities of companies not fulfilling the above requirements, cash, time deposits, liquidity funds, money market funds, money market instruments, fixed income securities, which may include, but not limited to, bonds, notes, and similar fixed and variable interest rate securities, discounted securities issued by public, private and semi-private issuers worldwide (including emerging markets). In any case and for the avoidance of doubt, investment in liquidity funds and money market funds is limited to 10% of the total net assets. Securities in the non-investment grade sector may represent up to 15% of the total net assets to the Subfund and up to 10% of the Subfund's total net assets may be invested in bonds with a rating below "B-" by Standard & Poor's or "B3" by Moody's.

Contrary to what is stated in section 5 of Chapter 6, "Investment Restrictions", the Subfund may invest up to 30% of its net assets in shares or units of other UCITS and/or other UCIs pursuant to section 1) paragraph e) of Chapter 6, "Investment Restrictions" ("Target Funds").

Furthermore, to hedge currency risks and to gear its assets to one or more other currencies, the Subfund may enter into forward foreign exchange and other currency derivatives in accordance with section 3 of Chapter 6, "Investment Restrictions".

The Subfund qualifies as a financial product under Art. 6 of SFDR.

The investments underlying this Subfund do not take into account the EU criteria for environmentally sustainable economic activities.

### Global Exposure

The global exposure of the Subfund will be calculated on the basis of the commitment approach.

### Risk Information

In addition to the risks listed in Chapter 7, "Risk Factors", potential investors should note that the Subfund pursues an investment strategy that can be extremely volatile and that the risk of loss is considerable. Investments in futures, options, and other derivatives may expose the Subfund to higher volatility than investments in traditional securities, and the risk of loss is greater.

Investors should also note that the Subfund's investments may be selected without regard to capitalization, sector, or geographical location. This may lead at least to a concentration in geographical or sector terms.

The probable returns on securities of issuers from emerging countries (emerging markets) are generally higher than the returns on similar securities of equivalent issuers from countries not classed as emerging (i.e. developed countries). Emerging countries and developing markets are defined as countries which are not classified by the World Bank as high income countries. In addition, high income countries which are included in an emerging market financial index of a leading service provider may also be considered as emerging countries and developing markets if deemed appropriate by the Management Company in the context of a Subfund's investment universe.

The markets in emerging countries are much less liquid than the developed equity markets. Moreover, in the past, these markets have experienced higher volatility than the developed markets.

Potential investors should be aware that, due to the political and economic situation in emerging countries, investments in this Subfund entail a greater degree of risk, which could in turn reduce the return on the Subfund's assets. Investments in this Subfund should only be made on a long-term basis. Investments in emerging markets are exposed to the following risks (among others): less effective public supervision, accounting and auditing methods and standards which do not match the requirements of Western legislation, possible restrictions on repatriation of the capital invested, counterparty risk in respect of individual transactions, market volatility, and insufficient liquidity affecting the Subfund's investments. It must also be borne in mind that companies are selected regardless of their market capitalization (micro, small, mid, large caps) or sector. This may lead to a concentration in terms of market segments or sectors.

A fluctuation in the exchange rate of local currencies in relation to the euro will bring about a corresponding, simultaneous fluctuation in the net assets of the Subfund as expressed in the euro, while local currencies may be subject to foreign exchange restrictions. The financial instruments and techniques mentioned above allow the Subfund to exert leverage. As a result both positive and, in particular, negative price movements are greatly accentuated. The Subfund's assets are subject to normal market fluctuations. There can therefore be no guarantee that the investment objective will be met. Moreover, potential investors should be aware of the fact that the counterparty risk cannot be eliminated completely in derivative strategies. In case of default of the counterparty, the investor returns may be reduced. However, when it has been considered as appropriate, the Subfund will endeavour to mitigate this risk by the receipt of financial collateral given as guarantees or minimize this risk by taking various diversification measures.

Investors should note that investments in Target Funds may incur costs both at the Subfund level and at the level of the Target Funds. Furthermore, the value of the units in the Target Funds may be affected by currency fluctuations, currency exchange transactions, tax regulations (including the levying of withholding tax) and any other economic or political factors or changes in the countries in which the Target Fund is invested, along with the aforementioned risks associated with exposure to the emerging markets.

The investment of the Subfund's assets in units or shares of Target Funds entails a risk that the redemption of the units or shares may be subject to restrictions, with the consequence that such investments may be less liquid than other types of investment.

Direct investments in India also involve specific risks. Accordingly, potential investors are referred in particular to the risks set out in Chapter 7, "Risk Factors" in relation to the FPI registration of the Subfund and the potential disclosure of information and personal data regarding the investors in the Subfund to the Indian local supervisory authorities and to the DDP.

In accordance with Chapter 5, "Investment in CS Investment Funds 2" of the Prospectus, investors shall note that for Share Class AH, BH, CAH, CBH, DAH, DBH, EAH, EBH, IAH, IAH25, IBH, IBH25, MAH, MBH, UAH, UAH500, UBH and UBH500, the risk generated by the exposure to the different investment currencies will only be partially hedged at about 80% of the net asset value of the relevant Share Class against the currency of the respective Share Class, as specified in Chapter 2, "Summary of Share Classes". No assurance can be given that the hedging objective will be achieved.

Further information on the risk of equity investments and investments in emerging markets is set out in Chapter 7, "Risk Factors".

Sustainability risks may result in a negative impact on the returns of the Subfund. The main sustainability risks are identified and managed in the context of the overall risk management process and may change over time.

Potential investors are also referred to the risks set out in Chapter 7, "Risk Factors" under section "Sustainability Risks".

#### Investor Profile

The Subfund is suitable for investors with high risk tolerance and a long-term view who wish to invest in a broadly diversified portfolio of equity securities globally within the property sector.

#### Costs Associated with Investments in Target Funds

Referring to section 5 of Chapter 6, "Investment Restrictions", investors should note that investments in Target Funds generally incur costs both at the Subfund level and at the level of the Target Funds.

The cumulative management fee (excluding performance fees, if applicable) at Subfund and Target Fund level shall not exceed 3%.

#### Investment Manager

The Management Company has appointed Credit Suisse Asset Management (Schweiz) AG, Zurich, as Investment Manager to perform the management of this Subfund.

#### Subscription, Redemption and Conversion of Shares

Subscription, redemption and conversion applications must be submitted in written form to the Central Administration or a Distributor authorized by the Company to accept such applications, by 3 p.m. (Central European Time) one Banking Day prior to the Valuation Day on any day on which banks are open for business in Luxembourg.

Subscription, redemption and conversion applications received after this cut-off point shall be deemed to have been received prior to 3 p.m. on the next following Banking Day.

Payment of the issue price must be effected one Banking Day after the Valuation Day on which the issue price of the Shares was determined. Payment of the redemption price of the Shares shall be made one Banking Day following calculation of this price.

No Shares of the Subfund will be, directly or indirectly, advertised, offered, distributed or sold to persons resident in India and, no subscription applications for Shares in the Subfund will be accepted if the acquisition of these Shares is financed by funds derived from sources within India.

As described under Chapter 5, "Investment in CS Investment Funds 2" of the Prospectus, the Company is entitled to compulsorily redeem all Shares held by a Shareholder who is determined by the Company in its sole discretion to be a Prohibited Person. As a consequence the Shareholders shall note that the legal, regulatory or tax requirements applicable to their shareholding in the Subfund may include specific local requirements applicable as per the Indian laws and regulations and that non-compliance with the Indian regulations might lead to the termination of their investment in the Subfund, the compulsory redemption (in whole or in part) of the Shares held by the investors in the Subfund, the retention of any redemption proceeds to the investors or to any other measures taken by the local authorities and impacting the investment of the investors in the Subfund.

#### Adjustment of the Net Asset Value (Single Swing Pricing)

The Net Asset Value calculated in accordance with Chapter 8, "Net Asset Value" will be increased by up to a maximum of 2% per Share in the event of a net surplus of subscription applications or reduced by up to a maximum of 2% per Share in the event of a net surplus of redemption applications in respect of the applications received on the respective Valuation Day.

**Under exceptional circumstances the Company may, in the interest of Shareholders, decide to increase the maximum swing factor indicated above. In such case the Company would inform the investors in accordance with Chapter 14, "Information for Shareholders".**

## Credit Suisse (Lux) Global Value Equity Fund

### Investment Objective

The objective of the Subfund is to achieve the highest possible return in Euros (Reference Currency), while taking due account of the principle of risk diversification, the security of the capital invested, and the liquidity of the assets. This Subfund aims to outperform the return of the MSCI World (NR) benchmark. The Subfund is actively managed. The benchmark has been selected because it is representative of the investment universe of the Subfund and it is therefore an appropriate performance comparator. The majority of the Subfund's equity securities will not necessarily be components of or have weightings derived from the benchmark. The Investment Manager will use its discretion to significantly deviate the weighting of certain components of the benchmark and to significantly invest in companies or sectors not included in the benchmark in order to take advantage of specific investment opportunities. It is thus expected that the performance of the Subfund will significantly deviate from the benchmark.

### Investment Principles

At least two-thirds of the Subfund's net assets are invested worldwide (including emerging markets) in equities and other equity-type securities and rights (American depository receipts [ADRs], global depository receipts, profit-sharing certificates, participation certificates, dividend rights certificates, etc.) of companies which are considered to be value stocks. The value stocks are determined by the investment manager on the basis of fundamental criteria such as price/book ratio, price/earnings ratio, dividend yield and operating cash flow. Securities are selected irrespective of their market capitalization, sector or geographical location. This may lead to a concentration in geographical or sector terms.

For hedging purposes, and in the interest of the efficient management of the portfolio as well as for the implementation of the investment strategy the aforementioned investments may also be effected by way of derivatives, provided the limits set out in Chapter 6, "Investment Restrictions" are observed. These derivatives include futures and options on equities, equity-like securities and equity indices of companies which are domiciled in or conduct the bulk of their business activities worldwide. Derivatives may be linked to security baskets or indices and shall be chosen in accordance with Art. 9 of the Grand-Ducal Decree of February 8, 2008.

Subject to conditions set out in Chapter 4 "Investment Policy", the Subfund may invest in ancillary liquid assets (i.e., bank deposits at sight) up to 20% of the total net assets of the Subfund in order to cover current or exceptional payments, or for the time necessary to reinvest in eligible assets under Part I of the Law of December 17, 2010 or for a period of time strictly necessary in case of unfavourable market conditions.

In addition to the bank deposits at sight referred to above, the Subfund may also invest up to one third of its net assets (including the bank deposits at sight referred to above) in equities and equity-type securities of companies not fulfilling the above requirements, cash, time deposits, liquidity funds, money market funds, money market instruments, fixed income securities, which may include, but not limited to, bonds, notes, and similar fixed and variable interest rate securities, discounted securities issued by public, private and semi-private issuers worldwide (including emerging markets). In any case and for the avoidance of doubt, investment in liquidity funds and money market funds is limited to 10% of the total net assets.

The Subfund may – subject to the investment principles set out above – invest up to 10% of its net assets in structured products (certificates, notes) on equities, equity-type securities, equity baskets and equity indices that are sufficiently liquid and are issued by first-class banks (or by issuers that offer investor protection comparable to that provided by first-class banks). These structured products must qualify as securities pursuant to Art. 41 of the Law of December 17, 2010. Moreover, these structured products must be valued regularly and transparently on the basis of independent sources. Structured products must not entail any leverage effect. As well as satisfying the regulations on risk spreading, the equity baskets and equity indices must be sufficiently diversified.

Furthermore, to hedge currency risks and to gear its assets to one or more other currencies, the Subfund may enter into forward foreign exchange and other currency derivatives in accordance with section 3 of Chapter 6, "Investment Restrictions".

The Subfund will invest more than 50% of the value of its total assets in Qualifying Equity Instruments.

The Subfund qualifies as a financial product under Art. 6 of SFDR.

The investments underlying this Subfund do not take into account the EU criteria for environmentally sustainable economic activities.

### Global Exposure

The global exposure of the Subfund will be calculated on the basis of the commitment approach.

**Risk Information**

Investors should read, be aware of and consider Chapter 7, "Risk Factors" of the Prospectus and the risk information described below.

The Subfund may invest in emerging markets. The probable returns on securities of issuers from emerging countries (emerging markets) are generally higher than the returns on similar securities of equivalent issuers from countries not classed as emerging (i.e. developed countries). Emerging countries and developing markets are defined as countries which are not classified by the World Bank as high income countries. In addition, high income countries which are included in an emerging market financial index of a leading service provider may also be considered as emerging countries and developing markets if deemed appropriate by the Management Company in the context of a Subfund's investment universe. The markets in emerging countries are much less liquid than the developed equity markets. Moreover, in the past, these markets have experienced higher volatility than the developed markets.

Potential investors should be aware that, due to the political and economic situation in emerging countries, investments in this Subfund entail a greater degree of risk, which could in turn reduce the return on the Subfund's assets. Investments in this Subfund should only be made on a long-term basis. Investments in emerging markets are exposed to the following risks (among others): less effective public supervision, accounting and auditing methods and standards which do not match the requirements of Western legislation, possible restrictions on repatriation of the capital invested, counterparty risk in respect of individual transactions, market volatility, and insufficient liquidity affecting the Subfund's investments. Investing in the securities of smaller, lesser-known companies involves greater risk and the possibility of greater price volatility due to the less certain growth prospects of smaller firms, the lower degree of liquidity of the markets for such stocks and the greater sensitivity of smaller companies to changing market conditions. It must also be borne in mind that companies are selected regardless of their market capitalization (micro, small, mid, large caps) or sector. This may lead to a concentration in terms of market segments or sectors on fund or security level.

A fluctuation in the exchange rate of local currencies in relation to the euro will bring about a corresponding, simultaneous fluctuation in the net assets of the Subfund as expressed in the euro, while local currencies may be subject to foreign exchange restrictions.

Direct investments in India also involve specific risks. Accordingly, potential investors are referred in particular to the risks set out in Chapter 7, "Risk Factors" in relation to the FPI registration of the Subfund and the potential disclosure of information and personal data regarding the investors in the Subfund to the Indian local supervisory authorities and to the DDP.

Investments through the Shanghai-Hong Kong Stock Connect Scheme or other similar scheme(s) established under applicable laws and regulations from time to time (the "Stock Connect Scheme") involve specific risks. Accordingly, potential investors are referred in particular to the risks set out in Chapter 7, "Risk Factors" under section "Risks associated with the Stock Connect Scheme".

Sustainability risks may result in a negative impact on the returns of the Subfund. The main sustainability risks are identified and managed in the context of the overall risk management process and may change over time.

Potential investors are also referred to the risks set out in Chapter 7, "Risk Factors" under section "Sustainability Risks".

**Investor Profile**

The Subfund is suitable for investors with high risk tolerance and a long-term view who wish to invest in a broadly diversified portfolio of equity securities globally.

**Investment Manager**

The Management Company has appointed Credit Suisse Asset Management (Schweiz) AG, Zurich, as Investment Manager to perform the management of this Subfund.

**Subscription, Redemption and Conversion of Shares**

Subscription, redemption and conversion applications must be submitted in written form to the Central Administration or a Distributor authorized by the Company to accept such applications, by 3 p.m. (Central European Time) one Banking Day prior to the Valuation Day on any day on which banks are open for business in Luxembourg.

Subscription, redemption or conversion applications received after this cut-off point shall be deemed to have been received prior to 3 p.m. on the next following Banking Day.

The payment of the issue price must be effected one Banking Day after the Valuation Date on which the issue price of the Shares was determined. The payment of the redemption price of the shares shall be made one Banking Day following calculation of this price.

No Shares of the Subfund will be, directly or indirectly, advertised, offered, distributed or sold to persons resident in India and no subscription application for Shares in the Subfund will be accepted if the acquisition of these Shares is financed by funds derived from sources within India.

As described under Chapter 5, "Investment in CS Investment Funds 2" of the Prospectus, the Company is entitled to compulsorily redeem all Shares held by a Shareholder in any circumstances in which the Company determines that such compulsory redemption would avoid material legal, regulatory, pecuniary, tax, economic, proprietary, administrative or other disadvantages to the Company, including but not limited to the cases where such Shares are held by Shareholders who are not entitled to acquire or possess these Shares or who fail to comply with any obligations associated with the holding of these Shares under the applicable regulations. As a consequence the Shareholders shall note that the legal, regulatory or tax requirements applicable to their shareholding in the Subfund may include specific local requirements applicable as per the Indian laws and regulations and that non-compliance with the Indian regulations might lead to the termination of their investment in the Subfund, the compulsory redemption (in whole or in part) of the Shares held by the investors in the Subfund, the retention of any redemption proceeds to the investors or to any other measures taken by the local authorities and impacting the investment of the investor in the Subfund.

No application has been submitted or will be submitted, nor any registration has been or will be sought, by the Management Company to or from any of the People's Republic of China (PRC) governmental or regulatory authorities in connection with the advertising, offer, distribution or sale of the Shares of the Subfund in or from the PRC, and the Management Company does not intend to or will not, directly or indirectly, advertise, offer, distribute or sell the Shares of the Subfund within the PRC.

The Shares of the Subfund are not intended to be offered or sold within the PRC. A PRC investor may subscribe for Shares only if they are permitted to do so and/or are not restricted from doing so under all relevant PRC laws, rules, regulations, notices, directives, orders or other regulatory requirements in the PRC issued by any PRC governmental or regulatory authority that are applicable to them as investor, or that apply to the Company or to the Investment Manager, whether or not having the force of law and as may be issued and amended from time to time. Where applicable PRC investors are responsible for obtaining all necessary governmental approvals, verifications, licences or registrations (if any) from all relevant PRC regulatory and/or governmental authorities, including, but not limited to, the State Administration of Foreign Exchange, the China Securities Regulatory Commission and/or other relevant regulatory and/or governmental authorities as applicable, and complying with all relevant PRC regulations, including, but not limited to, any relevant foreign exchange regulations and/or overseas investment regulations. If an investor fails to comply with the above, the Company may take any action in good faith and acting on reasonable grounds in relation to such investor's Shares to comply with relevant regulatory requirements, including effecting compulsory redemption of Shares owned by the relevant investor, subject to the Articles of Incorporation, and applicable laws and regulations.

Persons into whose possession this Prospectus or any Shares may come must inform themselves about, and observe, any such restrictions.

**Adjustment of the Net Asset Value (Single Swing Pricing)**

The Net Asset Value calculated in accordance with Chapter 8, "Net Asset Value" will be increased by up to a maximum of 2% per Share in the event of a net surplus of subscription applications or reduced by up to a maximum of 2% per Share in the event of a net surplus of redemption applications in respect of the applications received on the respective Valuation Day.

**Under exceptional circumstances the Company may, in the interest of Shareholders, decide to increase the maximum swing factor indicated above. In such case the Company would inform the investors in accordance with Chapter 14, "Information for Shareholders".**

## Credit Suisse (Lux) Infrastructure Equity Fund

### Investment Objective

The objective of the Subfund is to achieve the highest possible return in US dollars (Reference Currency), while taking due account of the principle of risk diversification, the security of the capital invested, and the liquidity of the assets. This Subfund aims to outperform the return of the MSCI World (NR) benchmark. The Subfund is actively managed. The benchmark has been selected because it is representative of the investment universe of the Subfund and it is therefore an appropriate performance comparator. The majority of the Subfund's equity securities will not necessarily be components of or have weightings derived from the benchmark. The Investment Manager will use its discretion to significantly deviate the weighting of certain components of the benchmark and to significantly invest in companies or sectors not included in the benchmark in order to take advantage of specific investment opportunities. It is thus expected that the performance of the Subfund will significantly deviate from the benchmark.

### Investment Principles

At least two-thirds of the Subfund's net assets are invested worldwide (including emerging markets) in equities and other equity-type securities and rights (American depository receipts [ADRs], global depository receipts, profit-sharing certificates, participation certificates, dividend rights certificates, etc.) issued by companies active in the infrastructure sector ("infrastructure sector"). "Infrastructure sector" in this context refers to services, the logistical basis and facilities which are necessary for the preservation and development of a modern society. Issuers that are active in the infrastructure sector include companies that are primarily involved in the planning, construction, provision or operation of (a) basic necessities (utilities) such as water, electricity and electricity distribution, gas, oil, light, heating and waste disposal, (b) transportation facilities, such as roads, airports, railroads, ports, subways, pipelines, canals and waterways, (c) communications and media networks, such as telephones, cellular, cable and broadcasting networks, (d) social and medical infrastructure facilities, such as hospitals, old age or nursing homes, prisons, educational and sports facilities, (e) protective infrastructure, such as dams or avalanche protection facilities, as well as companies that primarily offer advisory services related to the infrastructure sector and companies whose main activity is to hold participations in such companies. Securities are selected irrespective of their market capitalization.

For hedging purposes, and in the interest of the efficient management of the portfolio as well as for the implementation of the investment strategy the aforementioned investments may also be effected by way of derivatives, provided the limits set out in Chapter 6, "Investment Restrictions" are observed. Derivatives may be linked to security baskets or indices and shall be chosen in accordance with Art. 9 of the Grand-Ducal Decree of February 8, 2008.

Subject to conditions set out in Chapter 4 "Investment Policy", the Subfund may invest in ancillary liquid assets (i.e., bank deposits at sight) up to 20% of the total net assets of the Subfund in order to cover current or exceptional payments, or for the time necessary to reinvest in eligible assets under Part I of the Law of December 17, 2010 or for a period of time strictly necessary in case of unfavourable market conditions.

In addition to the bank deposits at sight referred to above, the Subfund may also invest up to one third of its net assets (including the bank deposits at sight referred to above) in equities and equity-type securities of companies not fulfilling the above requirements, cash, time deposits, liquidity funds, money market funds, money market instruments, fixed income securities, which may include, but not limited to, bonds, notes, and similar fixed and variable interest rate securities, discounted securities issued by public, private and semi-private issuers worldwide (including emerging markets). In any case and for the avoidance of doubt, investment in liquidity funds and money market funds is limited to 10% of the total net assets. The Subfund may – subject to the investment principles set out above – invest up to 10% of its net assets in structured products (certificates, notes) on equities, equity-type securities, equity baskets and equity indices that are sufficiently liquid and are issued by first-class banks (or by issuers that offer investor protection comparable to that provided by first-class banks). These structured products must qualify as securities pursuant to Art. 41 of the Law of December 17, 2010. Moreover, these structured products must be valued regularly and transparently on the basis of independent sources. Structured products must not entail any leverage effect. As well as satisfying the regulations on risk spreading, the equity baskets and equity indices must be sufficiently diversified.

Furthermore, to hedge currency risks and to gear its assets to one or more other currencies, the Subfund may enter into forward foreign exchange and other currency derivatives in accordance with section 3 of Chapter 6, "Investment Restrictions".

The Subfund will invest more than 50% of the value of its total assets in Qualifying Equity Instruments.

The Subfund qualifies as a financial product under Art. 8 (1) of SFDR.

**Information about the environmental or social characteristics promoted by the Subfund is available in the SFDR Annex of this Prospectus.**

### Global Exposure

The global exposure of the Subfund will be calculated on the basis of the commitment approach.

### Risk Information

Investors should read, be aware of and consider Chapter 7, "Risk Factors" of the Prospectus and the risk information described below.

The Subfund may invest in emerging markets. The probable returns on securities of issuers from emerging countries (emerging markets) are generally higher than the returns on similar securities of equivalent issuers from countries not classed as emerging (i.e. developed countries). Emerging countries and developing markets are defined as countries which are not classified by the World Bank as high income countries. In addition, high income countries which are included in an emerging market financial index of a leading service provider may also be considered as emerging countries and developing markets if deemed appropriate by the Management Company in the context of a Subfund's investment universe.

The markets in emerging countries are much less liquid than the developed equity markets. Moreover, in the past, these markets have experienced higher volatility than the developed markets.

Potential investors should be aware that, due to the political and economic situation in emerging countries, investments in this Subfund entail a greater degree of risk, which could in turn reduce the return on the Subfund's assets. Investments in this Subfund should only be made on a long-term basis. Investments in emerging markets are exposed to the following risks (among others): less effective public supervision, accounting and auditing methods and standards which do not match the requirements of Western legislation, possible restrictions on repatriation of the capital invested, counterparty risk in respect of individual transactions, market volatility, and insufficient liquidity affecting the Subfund's investments. It must also be borne in mind that companies are selected regardless of their market capitalization (micro, small, mid, large caps) or sector. This may lead to a concentration in terms of market segments or sectors on fund or security level.

A fluctuation in the exchange rate of local currencies in relation to the Reference Currency will bring about a corresponding, simultaneous fluctuation in the net assets of the Subfund as expressed in the Reference Currency, while local currencies may be subject to foreign exchange restrictions.

Direct investments in India also involve specific risks. Accordingly, potential investors are referred in particular to the risks set out in Chapter 7, "Risk Factors" in relation to the FPI registration of the Subfund and the potential disclosure of information and personal data regarding the investors in the Subfund to the Indian local supervisory authorities and to the DDP.

Investments through the Shanghai-Hong Kong Stock Connect Scheme or other similar scheme(s) established under applicable laws and regulations from time to time (the "Stock Connect Scheme") involve specific risks. Accordingly, potential investors are referred in particular to the risks set out in Chapter 7, "Risk Factors" under section "Risks associated with the Stock Connect Scheme".

Sustainability risks may result in a negative impact on the returns of the Subfund. Currently, the risks of a new carbon tax, substitution of existing products and services, unsuccessful investment in new sustainable technologies and increased cost of raw materials have been identified as being highly relevant for this Subfund. The main sustainability risks may change in the future.

Potential investors are also referred to the risks set out in Chapter 7, "Risk Factors" under sections "Sustainability Risks" and "Sustainable Investing Risks".

### Investor Profile

The Subfund is suitable for investors with medium risk tolerance and a medium-term view who wish to invest in a broadly diversified portfolio of equity securities globally within the infrastructure sector.

### Investment Manager

The Management Company has appointed Credit Suisse Asset Management (Schweiz) AG, Zurich, as Investment Manager to perform the management of this Subfund.

### Subscription, Redemption and Conversion of Shares

Subscription, redemption and conversion applications must be submitted in written form to the Central Administration or a Distributor authorized by the Company to accept such applications, by 3 p.m. (Central European Time) one Banking Day prior to the Valuation Day on any day on which banks are open for business in Luxembourg.

Subscription, redemption or conversion applications received after this cut-off point shall be deemed to have been received prior to 3 p.m. on the next following Banking Day.

The payment of the issue price must be effected one Banking Day after the Valuation Date on which the issue price of the Shares was determined. The

payment of the redemption price of the shares shall be made one Banking Day following calculation of this price.

No Shares of the Subfund will be, directly or indirectly, advertised, offered, distributed or sold to persons resident in India and no subscription application for Shares in the Subfund will be accepted if the acquisition of these Shares is financed by funds derived from sources within India.

As described under Chapter 5, "Investment in CS Investment Funds 2" of the Prospectus, the Company is entitled to compulsorily redeem all Shares held by a Shareholder in any circumstances in which the Company determines that such compulsory redemption would avoid material legal, regulatory, pecuniary, tax, economic, proprietary, administrative or other disadvantages to the Company, including but not limited to the cases where such Shares are held by Shareholders who are not entitled to acquire or possess these Shares or who fail to comply with any obligations associated with the holding of these Shares under the applicable regulations. As a consequence the Shareholders shall note that the legal, regulatory or tax requirements applicable to their shareholding in the Subfund may include specific local requirements applicable as per the Indian laws and regulations and that non-compliance with the Indian regulations might lead to the termination of their investment in the Subfund, the compulsory redemption (in whole or in part) of the Shares held by the investors in the Subfund, the retention of any redemption proceeds to the investors or to any other measures taken by the local authorities and impacting the investment of the investor in the Subfund.

No application has been submitted or will be submitted, nor any registration has been or will be sought, by the Management Company to or from any of the People's Republic of China (PRC) governmental or regulatory authorities in connection with the advertising, offer, distribution or sale of the Shares of the Subfund in or from the PRC, and the Management Company does not intend to or will not, directly or indirectly, advertise, offer, distribute or sell the Shares of the Subfund within the PRC.

The Shares of the Subfund are not intended to be offered or sold within the PRC. A PRC investor may subscribe for Shares only if they are permitted to do so and/or are not restricted from doing so under all relevant PRC laws, rules, regulations, notices, directives, orders or other regulatory requirements in the PRC issued by any PRC governmental or regulatory authority that are applicable to them as investor, or that apply to the Company or to the Investment Manager, whether or not having the force of law and as may be issued and amended from time to time. Where applicable PRC investors are responsible for obtaining all necessary governmental approvals, verifications, licences or registrations (if any) from all relevant PRC regulatory and/or governmental authorities, including, but not limited to, the State Administration of Foreign Exchange, the China Securities Regulatory Commission and/or other relevant regulatory and/or governmental authorities as applicable, and complying with all relevant PRC regulations, including, but not limited to, any relevant foreign exchange regulations and/or overseas investment regulations. If an investor fails to comply with the above, the Company may take any action in good faith and acting on reasonable grounds in relation to such investor's Shares to comply with relevant regulatory requirements, including effecting compulsory redemption of Shares owned by the relevant investor, subject to the Articles of Incorporation, and applicable laws and regulations.

Persons into whose possession this Prospectus or any Shares may come must inform themselves about, and observe, any such restrictions.

#### **Adjustment of the Net Asset Value (Single Swing Pricing)**

The Net Asset Value calculated in accordance with Chapter 8, "Net Asset Value" will be increased by up to a maximum of 2% per Share in the event of a net surplus of subscription applications or reduced by up to a maximum of 2% per Share in the event of a net surplus of redemption applications in respect of the applications received on the respective Valuation Day.

**Under exceptional circumstances the Company may, in the interest of Shareholders, decide to increase the maximum swing factor indicated above. In such case the Company would inform the investors in accordance with Chapter 14, "Information for Shareholders".**

## **Credit Suisse (Lux) Japan Value Equity Fund**

### **Investment Objective**

The objective of the Subfund is to achieve the highest possible return in Japanese yen (Reference Currency), while taking due account of the principle of risk diversification, the security of the capital invested, and the liquidity of the assets.

This Subfund aims to outperform the return of the MSCI Japan (NR) benchmark. The Subfund is actively managed. The benchmark has been selected because it is representative of the investment universe of the Subfund and it is therefore an appropriate performance comparator. The majority of the Subfund's equity securities will not necessarily be components of or have weightings derived from the benchmark. The Investment Manager will use its discretion to significantly deviate the weighting of certain components of the benchmark and to significantly invest in companies or sectors not included in the benchmark in order to take advantage of specific investment opportunities. It is thus expected that the performance of the Subfund will significantly deviate from the benchmark.

### **Investment Principles**

At least two-thirds of the Subfund's assets are invested in equities and equity-type securities (American depository receipts [ADRs], global depository receipts [GDRs], profit-sharing certificates, dividend rights certificates, participation certificates, etc.) of companies which are domiciled in or carry out the bulk of their business activities in Japan and are considered to be value stocks. The value stocks are determined by the investment manager on the basis of fundamental criteria such as price/book ratio, price/earnings ratio, dividend yield and operating cash flow.

For hedging purposes and in the interest of the efficient management of the portfolio, the aforementioned investments may also be effected by way of derivatives, provided the limits set out in Chapter 6, "Investment Restrictions" are observed. These derivatives include futures and options on equities, equity-like securities and equity indices of companies which are domiciled in or conduct the bulk of their business activities in Japan.

In addition, the Subfund may – subject to the investment principles set out above – invest up to 30% of its net assets in structured products (certificates, notes) on equities, equity-type securities, equity baskets and equity indices that are sufficiently liquid and are issued by first-class banks (or issuers offering investor protection comparable to that of first-class banks). These structured products must qualify as securities pursuant to Art. 41 of the Law of December 17, 2010. Moreover, these structured products must be valued regularly and transparently on the basis of independent sources. Structured products must not entail any leverage effect. As well as satisfying the regulations on risk spreading, the equity baskets and equity indices must be sufficiently diversified.

Furthermore, to hedge currency risks the Subfund may enter into forward foreign exchange and other currency derivatives in accordance with section 3 of Chapter 6, "Investment Restrictions".

The indices on which such derivatives are based shall be chosen in accordance with Art. 9 of the Grand-Ducal Decree of February 8, 2008.

Subject to conditions set out in Chapter 4 "Investment Policy", the Subfund may invest in ancillary liquid assets (i.e., bank deposits at sight) up to 20% of the total net assets of the Subfund in order to cover current or exceptional payments, or for the time necessary to reinvest in eligible assets under Part I of the Law of December 17, 2010 or for a period of time strictly necessary in case of unfavourable market conditions.

In addition to the bank deposits at sight referred to above, the Subfund may also invest up to one third of its net assets (including the bank deposits at sight referred to above) in equities and equity-type securities of companies not fulfilling the above requirements, cash, time deposits, liquidity funds, money market funds, money market instruments, fixed income securities, which may include, but not limited to, bonds, notes, and similar fixed and variable interest rate securities, discounted securities issued by public, private and semi-private issuers worldwide. In any case and for the avoidance of doubt, investment in liquidity funds and money market funds is limited to 10% of the total net assets.

The Subfund will invest more than 50% of the value of its total assets in Qualifying Equity Instruments.

The Subfund qualifies as a financial product under Art. 6 of SFDR.

The investments underlying this Subfund do not take into account the EU criteria for environmentally sustainable economic activities.

### **Global Exposure**

The global exposure of the Subfund will be calculated on the basis of the commitment approach.

### **Risk Information**

Investments in this Subfund should only be made on a long-term basis. The investments of this Subfund are exposed to the following risks (among others): Counterparty risk for individual transactions, market volatility, or insufficient liquidity may impair the Subfund's investments. It must also be borne in mind that

companies are selected regardless of their market capitalization (micro, small, mid, large caps) or sector. This may lead to a concentration in terms of market segments or sectors.

Further information on the risk of investments in equities is set out in Chapter 7, "Risk Factors".

Sustainability risks may result in a negative impact on the returns of the Subfund. The main sustainability risks are identified and managed in the context of the overall risk management process and may change over time.

Potential investors are also referred to the risks set out in Chapter 7, "Risk Factors" under section "Sustainability Risks".

### Investor Profile

The Subfund is suitable for investors with high risk tolerance and a long-term view who wish to invest in a broadly diversified portfolio of Japanese equity securities.

### Investment Manager

The Management Company has appointed Credit Suisse Asset Management (Schweiz) AG, Zurich, as Investment Manager to perform the management of this Subfund.

### Subscription, Redemption and Conversion of Shares

Subscription, redemption and conversion applications must be submitted in written form to the Central Administration or a Distributor authorized by the Company to accept such applications, by 3 p.m. (Central European Time) one Banking Day prior to the Valuation Day on any day on which banks are open for business in Luxembourg.

Subscription, redemption and conversion applications received after this cut-off point shall be deemed to have been received prior to 3 p.m. on the next following Banking Day.

Payment of the issue price must be effected two Banking Days after the Valuation Day on which the issue price of the Shares was determined. Payment of the redemption price of the Shares shall be made two Banking Days following calculation of this price.

### Adjustment of the Net Asset Value (Single Swing Pricing)

The Net Asset Value calculated in accordance with Chapter 8, "Net Asset Value" will be increased by up to a maximum of 2% per Share in the event of a net surplus of subscription applications or reduced by up to a maximum of 2% per Share in the event of a net surplus of redemption applications in respect of the applications received on the respective Valuation Day.

**Under exceptional circumstances the Company may, in the interest of Shareholders, decide to increase the maximum swing factor indicated above. In such case the Company would inform the investors in accordance with Chapter 14, "Information for Shareholders".**

## Credit Suisse (Lux) Robotics Equity Fund

### Investment Objective

The objective of the Subfund is to achieve the highest possible return in US dollars (Reference Currency), while taking due account of the principle of risk diversification, the security of the capital invested, and the liquidity of the invested assets.

This Subfund aims to outperform the return of the MSCI World ESG Leaders (NR) benchmark. The Subfund is actively managed. The benchmark is used as a reference point for portfolio construction and as a basis for setting risk constraints, and/or for Performance Fee measurement purposes. The majority of the Subfund's equity securities will not necessarily be components of or have weightings derived from the benchmark. The Investment Manager will use its discretion to significantly deviate the weighting of certain components of the benchmark and to significantly invest in companies or sectors not included in the benchmark in order to take advantage of specific investment opportunities. It is thus expected that the performance of the Subfund will significantly deviate from the benchmark.

### Investment Principles

At least two-thirds of this Subfund's total net assets are invested worldwide in equities and equity-type securities of companies active in information technology, healthcare and industrials which offer products and services in fields including but not limited to automation, artificial intelligence, environmental control systems, industrial control systems, efficient enhancements, numerical controls, robotics, medical technology systems as well as safety and security technologies. Furthermore, the Subfund may invest in companies which obtain the majority of their revenues by financing the above activities. The Subfund may also invest up to 40% in emerging countries and developing markets as defined below under the heading "Risk Information".

For hedging purposes, in the interest of the efficient management of the portfolio and implementing its investment strategy, the aforementioned investments may also be effected by way of derivatives, such as futures and options on equities, equity-type securities and equity indices, provided the limits set out in Chapter 6, "Investment Restrictions", are observed.

In addition, the Subfund may invest up to 15% of its total net assets in structured products (certificates, notes) on equities, equity-type securities, equity baskets and equity indices that are sufficiently liquid and issued by first-class banks (or by issuers that offer investor protection comparable to that provided by first-class banks). These structured products must qualify as securities pursuant to Art. 41 of the Law of December 17, 2010. These structured products must be valued regularly and transparently on the basis of independent sources. Structured products must not entail any leverage effect. As well as satisfying the regulations on risk spreading, the equity baskets and equity indices must be sufficiently diversified.

Furthermore, to hedge currency risks and to gear its assets to one or more other currencies, the Subfund may enter into forward foreign exchange and other currency derivatives in accordance with section 3 of Chapter 6, "Investment Restrictions".

The indices on which such derivatives are based shall be chosen in accordance with Art. 9 of the Grand-Ducal Decree of February 8, 2008.

Subject to conditions set out in Chapter 4 "Investment Policy", the Subfund may invest in ancillary liquid assets (i.e., bank deposits at sight) up to 20% of the total net assets of the Subfund in order to cover current or exceptional payments, or for the time necessary to reinvest in eligible assets under Part I of the Law of December 17, 2010 or for a period of time strictly necessary in case of unfavourable market conditions. In addition to the bank deposits at sight referred to above, the Subfund may also invest up to one third of its net assets (including the bank deposits at sight referred to above) in equities and equity-type securities of companies not fulfilling the above requirements, cash, time deposits, liquidity funds, money market funds, money market instruments, fixed income securities, which may include, but not limited to, bonds, notes, and similar fixed and variable interest rate securities, discounted securities issued by public, private and semi-private issuers worldwide. In any case and for the avoidance of doubt, investment in liquidity funds and money market funds is limited to 10% of the total net assets. The Subfund will invest more than 50% of the value of its total assets in Qualifying Equity Instruments.

The Subfund qualifies as a financial product under Art. 8 (1) of SFDR.

**Information about the environmental or social characteristics promoted by the Subfund is available in the SFDR Annex of this Prospectus.**

### Global Exposure

The global exposure of the Subfund will be calculated on the basis of the commitment approach.

**Risk Information**

The probable returns on securities of issuers from emerging countries (emerging markets) are generally higher than the returns on similar securities of equivalent issuers from countries not classed as emerging (i.e. developed countries).

Emerging countries and developing markets are defined as countries which are not classified by the World Bank as high income countries. In addition, high income countries which are included in an emerging market financial index of a leading service provider may also be considered as emerging countries and developing markets if deemed appropriate by the Management Company in the context of a Subfund's investment universe.

The markets in emerging countries are much less liquid than the developed equity markets. Moreover, in the past, these markets have experienced higher volatility than the developed markets.

Potential investors should be aware that, due to the political and economic situation in emerging countries, investments in this Subfund entail a greater degree of risk, which could in turn reduce the return on the Subfund's total net assets. Investments in this Subfund should only be made on a long-term basis. The investments of this Subfund are exposed to the following risks (among others): less effective public supervision, accounting and auditing methods and standards which do not match the requirements of Western legislation, possible restrictions on repatriation of the capital invested, counterparty risk in respect of individual transactions, market volatility, and insufficient liquidity affecting the Subfund's investments. Investing in the securities of smaller, lesser-known companies involves greater risk and the possibility of greater price volatility due to the less certain growth prospects of smaller firms, the lower degree of liquidity of the markets for such stocks and the greater sensitivity of smaller companies to changing market conditions. It must also be borne in mind that companies are selected regardless of their market capitalization (micro, small, mid, large caps) or sector. This may lead to a concentration in terms of market segments or sectors. A fluctuation in the exchange rate of local currencies in the emerging countries in relation to the Reference Currency will bring about a corresponding, simultaneous fluctuation in the net assets of the Subfund as expressed in the Reference Currency, while local currencies in emerging countries may be subject to foreign exchange restrictions.

Investors should note in particular that dividends generated by the Company's investments for the account of the Subfund may be subject to non-recoverable withholding tax. This could impair the Subfund's income. Furthermore, capital gains generated by the Company's investments for the account of the Subfund may also be subject to capital gains tax and to repatriation limitations.

Direct investments in India also involve specific risks. Accordingly, potential investors are referred in particular to the risks set out in Chapter 7, "Risk Factors" in relation to the potential disclosure of information and personal data regarding the investors in the Subfund to the Indian local supervisory authorities.

Further information on the risks of equity investments and investments in emerging markets is set out in Chapter 7, "Risk Factors".

Investments through the Shanghai-Hong Kong Stock Connect Scheme or other similar scheme(s) established under applicable laws and regulations from time to time (the "Stock Connect Scheme") involve specific risks. Accordingly, potential investors are referred in particular to the risks set out in Chapter 7, "Risk Factors" under section "Risks associated with the Stock Connect Scheme".

Sustainability risks may result in a negative impact on the returns of the Subfund. Currently, the risks of a new carbon tax, substitution of existing products and services, unsuccessful investment in new sustainable technologies and increased cost of raw materials have been identified as being highly relevant for this Subfund. The main sustainability risks may change in the future.

Potential investors are also referred to the risks set out in Chapter 7, "Risk Factors" under sections "Sustainability Risks" and "Sustainable Investing Risks".

**Investor Profile**

The Subfund is suitable for investors with high risk tolerance and a long-term view who wish to invest in a broadly diversified portfolio of equity securities globally within the robotics sector.

**Investment Manager**

The Management Company has appointed Credit Suisse Asset Management (Schweiz) AG, Zurich, as Investment Manager to perform the management of this Subfund.

**Advisory Board**

The Investment Manager may from time to time consult with an advisory board, composed of academics and technological and other experts, to assist it in the

management, among others by providing technical expertise, research or market insights.

Additional costs amounting to an aggregate maximum of 0.10% p.a. of the Subfund's total net assets may be charged to the Subfund in consideration of the services rendered by the members of the advisory board. These services are subject to contractually agreed terms between the members of the advisory board and the Investment Manager.

The current list of the members of the advisory board is available for investors on the internet on <https://am.credit-suisse.com/ch/en/asset-management/insights/thematic-equity-investing/advisory-board.html>.

**Subscription, Redemption and Conversion of Shares**

Subscription, redemption and conversion applications must be submitted in written form to the Central Administration or a Distributor authorized by the Company to accept such applications, by 3 p.m. (Central European Time) one Banking Day prior to the Valuation Day on any day on which banks are open for business in Luxembourg.

Subscription, redemption and conversion applications received after this cut-off point shall be deemed to have been received prior to 3 p.m. on the next following Banking Day.

Payment of the issue price must be effected one Banking Day after the Valuation Day on which the issue price of the Shares was determined. Payment of the redemption price of the Shares shall be made one Banking Day following calculation of this price.

No Shares of the Subfund will be, directly or indirectly, advertised, offered, distributed or sold to persons resident in India and no subscription applications for Shares in the Subfund will be accepted if the acquisition of these Shares is financed by funds derived from sources within India.

As described under Chapter 5, "Investment in CS Investment Funds 2" of the Prospectus, the Company is entitled to compulsorily redeem all Shares held by a Shareholder who is determined by the Company in its sole discretion to be a Prohibited Person. As a consequence, the Shareholders shall note that the legal, regulatory or tax requirements applicable to their shareholding in the Subfund may include specific local requirements applicable as per the Indian laws and regulations and that non-compliance with the Indian regulations might lead to the termination of their investment in the Subfund, the compulsory redemption (in whole or in part) of the Shares held by the investors in the Subfund, the retention of any redemption proceeds to the investors or to any other measures taken by the local authorities and impacting the investment of the investors in the Subfund.

No application has been submitted or will be submitted, nor any registration has been or will be sought, by the Management Company to or from any of the People's Republic of China (PRC) governmental or regulatory authorities in connection with the advertising, offer, distribution or sale of the Shares of the Subfund in or from the PRC, and the Management Company does not intend to or will not, directly or indirectly, advertise, offer, distribute or sell the Shares of the Subfund within the PRC.

The Shares of the Subfund are not intended to be offered or sold within the PRC. A PRC investor may subscribe for Shares only if they are permitted to do so and/or are not restricted from doing so under all relevant PRC laws, rules, regulations, notices, directives, orders or other regulatory requirements in the PRC issued by any PRC governmental or regulatory authority that are applicable to them as investor, or that apply to the Company or to the Investment Manager, whether or not having the force of law and as may be issued and amended from time to time. Where applicable PRC investors are responsible for obtaining all necessary governmental approvals, verifications, licences or registrations (if any) from all relevant PRC regulatory and/or governmental authorities, including, but not limited to, the State Administration of Foreign Exchange, the China Securities Regulatory Commission and/or other relevant regulatory and/or governmental authorities as applicable, and complying with all relevant PRC regulations, including, but not limited to, any relevant foreign exchange regulations and/or overseas investment regulations. If an investor fails to comply with the above, the Company may take any action in good faith and acting on reasonable grounds in relation to such investor's Shares to comply with relevant regulatory requirements, including effecting compulsory redemption of Shares owned by the relevant investor, subject to the Articles of Incorporation, and applicable laws and regulations.

Persons into whose possession this Prospectus or any Shares may come must inform themselves about, and observe, any such restrictions.

**Performance Fee<sup>1</sup>**

The Management Company is entitled to a Performance Fee for the Subfund, which is calculated daily ("Computation Frequency") on the basis of the unswung



net asset value before performance fee accrual for the relevant Valuation Day of the Share Class concerned ("Calculation Date").

The relative high watermark principle is adopted for the calculation of the performance fee, meaning that any underperformance incurred by the relevant Share Class of the Subfund against its benchmark during the performance reference period of 5 years ("Reference Period") must be recovered before a Performance Fee becomes payable, it being understood that performance fees may be payable during the reference period of 5 years and/or in the first years of a Subfund's existence, in case the relevant Share Class of the Subfund has not existed for 5 years or after a reset of the high watermark (having an equivalent impact on the handling of the reference period as a new launch).

The Performance Fee shall be payable (i.e., crystallised) on an annual basis ("Crystallisation Period"). The Crystallisation Period will end on May 31<sup>st</sup> (with the first Crystallisation Period being potentially longer than 12 months while starting with the launch of the Subfund or the relevant Share Class and lasting at least 12 months).

The calculation of the Performance Fee and the necessary provisioning take place with every Net Asset Value calculation. The accrued Performance Fee shall be payable annually in arrears within one month after the end of the respective Crystallisation Period, and, if Shares are redeemed during the Crystallisation Period, the amount of Performance Fee included in the Net Asset Value per Share will be due and owed (i.e. crystallized) for these redeemed Shares in due proportion on the date of the Shareholder's redemption.

If, on the Calculation Date, the net performance of the unswung net asset value of a Share Class (net of all costs) is above the benchmark performance, a Performance Fee of 15% for all Share Classes (see Chapter 2, "Summary of Share Classes") shall be deducted on the difference between the performance of the unswung net asset value of the relevant Share Class and the performance of the benchmark (i.e. relative value) over the same Crystallisation Period, provided that such difference exceeds the sum of any yearly underperformances against the benchmark during the performance reference period of up to 5 years (or less in case the relevant Share Class of the Subfund has not existed for 5 years or after a reset of the high watermark). The Performance Fee is calculated on the basis of the Shares of the relevant Share Class that are in circulation during the Crystallisation Period whereas the effect of new subscriptions is neutralized. The new subscriptions will therefore only be impacted by the Performance Fee after they contributed to the performance of the relevant Share Class.

**For the avoidance of doubt, the Performance Fee shall be paid from the relevant Share Class of the Subfund on the payment date also in the event of negative absolute performance by the relevant Share Class of the Subfund, provided that relevant Share Class of the Subfund has exceeded the benchmark since the previous performance fee payment date.**

The benchmark of the Subfund is the MSCI World ESG Leaders (NR) – USD, which is provided by MSCI Limited, an authorised benchmark administrator included in the register of administrators and benchmarks established and maintained by the ESMA pursuant to article 36 of the Benchmark Regulation. The benchmark will be used for the USD share classes as reference to calculate the outperformance. For the hedged share classes, the respective hedged version of the benchmark in the relevant currency shall be used for calculation of the outperformance.

If no Performance Fee is due during a period of five years, the relative high watermark will be reset on that day at the next NAV calculation to the unswung NAV at the end of the five year-period ("carry forward conditions").

A Performance Fee is accrued when the following conditions apply to the relevant Share Class of the Subfund:

$(NAV \text{ per Share})_t - (Benchmark)_t > 0$

and

$(NAV \text{ per Share})_t - (Benchmark)_t > \text{sum of yearly underperformances against the Benchmark during the performance reference period of 5 years (or less in case the Subfund has not existed for 5 years or after a reset of the high watermark)}$

If both these conditions are met, then the following applies:

$0.15 \times ((NAV_t \text{ per Share performance} - (Benchmark)_t \text{ performance}) \times (\text{number of Shares})_t - (\text{Cumulated Adjustment on subscriptions})_t)$

where:  $NAV_t$  = current unswung Net Asset Value prior to provision for Performance Fee

t = current Calculation Date

$(\text{Cumulated Adjustment on subscriptions})_t$  = the neutralization factor which avoids that performance fee is provisioned on the new Shares subscribed during the Crystallisation period before they started to contribute to the performance of the relevant Share Class

#### Adjustment of the Net Asset Value (Single Swing Pricing)

The Net Asset Value calculated in accordance with Chapter 8, "Net Asset Value" will be increased by up to a maximum of 2% per Share in the event of a net surplus of subscription applications or reduced by up to a maximum of 2% per Share in the event of a net surplus of redemption applications in respect of the applications received on the respective Valuation Day.

**Under exceptional circumstances the Company may, in the interest of Shareholders, decide to increase the maximum swing factor indicated above. In such case the Company would inform the investors in accordance with Chapter 14, "Information for Shareholders".**

Year	Number of shares	No of shares subscribed	No of shares redeemed	NAV/share before perf	Share class Size	Performance NAV vs Reference NAV in %	Benchmark Performance	Over/Under performance for the period since last crystallization	Conditions met for distribution of performance fee above relative HWM	Adjustment on subscription	Cumulated Adjustment on subscription	Cumulated Crystallization on redemption	Performance fee accrual	Cumulated Performance fee charged	Comments
Inception	100			100,00	10.000	0,00%	0,00%	-	N/A						
Year 1 Q1	100			110,00	11.000,00	10,00%	6,00%	4,00%	YES	-	-	-	60,00		- Redemption above HWM
Year 1 Q2	90		10	110,00	9.900,00	10,00%	6,00%	4,00%	YES	-	-	6,00	54,00	6,00	Crystallization at FY end 1
Year 1 Q3	100	10		110,00	11.000,00	10,00%	6,00%	4,00%	YES	-5,00	-5,00	6,00	55,00	6,00	Neutralization of Subscription above HWM
End of Year 1	100			105,00	10.500,00	5,00%	3,00%	2,00%	YES	-	-5,00	6,00	25,00		31,00 Year End crystallization
End of Year 2	100			110,00	11.000,00	4,76%	7,00%	-2,24%	NO	-	-	-	-	-	31,00 1 year below HWM
End of Year 3	100			104,00	10.400,00	-9,5%	8,07%	-9,02%	NO	-	-	-	-	-	31,00 2 years below HWM
End of Year 4	100			105,20	10.520,00	0,19%	9,15%	-8,96%	NO	-	-	-	-	-	31,00 3 years below HWM
End of Year 5	100			108,63	10.862,78	3,45%	14,61%	-11,15%	NO	-	-	-	-	-	31,00 4 years below HWM
End of Year 6	100			111,54	11.153,74	6,23%	22,63%	-16,40%	NO	-	-	-	-	-	31,00 5 years below HWM
End of Year 7	100			112,51	11.250,73	0,87%	-1,00%	1,87%	YES	-	-	-	31,28	62,28	1st year after HWM reset above HWM ie crystallization
End of Year 8	100			110,57	11.056,75	-1,72%	-3,00%	1,28%	YES	-	-	-	21,53	83,81	Negative performance higher than the negative performance of the benchmark; crystallization at FY end 8

## Credit Suisse (Lux) Security Equity Fund

### Investment Objective

The objective of the Subfund is to achieve the highest possible return in US dollars (Reference Currency), while taking due account of the principle of risk diversification, the security of the capital invested, and the liquidity of the invested assets.

This Subfund aims to outperform the return of the MSCI World ESG Leaders (NR) benchmark. The Subfund is actively managed. The benchmark is used as a reference point for portfolio construction and as a basis for setting risk constraints, and/or for Performance Fee measurement purposes. The majority of the Subfund's equity securities will not necessarily be components of or have weightings derived from the benchmark. The Investment Manager will use its discretion to significantly deviate the weighting of certain components of the Benchmark and to significantly invest in companies or sectors not included in the benchmark in order to take advantage of specific investment opportunities. It is thus expected that the performance of the Subfund will significantly deviate from the benchmark.

### Investment Principles

At least two-thirds of this Subfund's assets are invested worldwide in companies active in information technology, healthcare and industry which offer products and services in the fields of environmental security, IT security, health protection, traffic safety and protection against crime.

Furthermore, the Subfund may invest in companies which obtain the majority of their revenues by financing the above activities. The Subfund may also invest in emerging markets.

In this context, emerging countries and developing markets are defined as countries which are not classified by the World Bank as high income countries. In addition, high income countries which are included in an emerging market financial index of a leading service provider may also be considered as emerging countries and developing markets if deemed appropriate by the Management Company in the context of a Subfund's investment universe.

For hedging purposes and in the interest of the efficient management of the portfolio, the aforementioned investments may also be effected by way of derivatives, such as futures and options on equities, equity-type securities and equity indices, provided the limits set out in Chapter 6, "Investment Restrictions", are observed.

In addition, the Subfund may – subject to the investment principles set out above – invest in structured products (certificates, notes) on equities, equity-type securities, equity baskets and equity indices that are sufficiently liquid and issued by first-class banks (or by issuers that offer investor protection comparable to that provided by first-class banks). These structured products must qualify as securities pursuant to Art. 41 of the Law of December 17, 2010. These structured products must be valued regularly and transparently on the basis of independent sources. Structured products must not entail any leverage effect. As well as satisfying the regulations on risk spreading, the equity baskets and equity indices must be sufficiently diversified.

Furthermore, to hedge currency risks and to gear its assets to one or more other currencies, the Subfund may enter into forward foreign exchange and other currency derivatives in accordance with section 3 of Chapter 6, "Investment Restrictions".

The indices on which such derivatives are based shall be chosen in accordance with Art. 9 of the Grand-Ducal Decree of February 8, 2008.

Subject to conditions set out in Chapter 4 "Investment Policy", the Subfund may invest in ancillary liquid assets (i.e., bank deposits at sight) up to 20% of the total net assets of the Subfund in order to cover current or exceptional payments, or for the time necessary to reinvest in eligible assets under Part I of the Law of December 17, 2010 or for a period of time strictly necessary in case of unfavourable market conditions.

In addition to the bank deposits at sight referred to above, the Subfund may also invest up to one third of its net assets (including the bank deposits at sight referred to above) in equities and equity-type securities of companies not fulfilling the above requirements, cash, time deposits, liquidity funds, money market funds, money market instruments, fixed income securities, which may include, but not limited to, bonds, notes, and similar fixed and variable interest rate securities, discounted securities issued by public, private and semi-private issuers worldwide. In any case and for the avoidance of doubt, investment in liquidity funds and money market funds is limited to 10% of the total net assets.

The Subfund will invest more than 50% of the value of its total assets in Qualifying Equity Instruments.

The Subfund qualifies as a financial product under Art. 8 (1) of SFDR.

**Information about the environmental or social characteristics promoted by the Subfund is available in the SFDR Annex of this Prospectus.**

### Global Exposure

The global exposure of the Subfund will be calculated on the basis of the commitment approach.

### Risk Information

The probable returns on securities of issuers from emerging countries (emerging markets) are generally higher than the returns on similar securities of equivalent issuers from countries not classed as emerging (i.e. developed countries). Emerging countries and developing markets are defined as countries which are not classified by the World Bank as high income countries. In addition, high income countries which are included in an emerging market financial index of a leading service provider may also be considered as emerging countries and developing markets if deemed appropriate by the Management Company in the context of a Subfund's investment universe.

The markets in emerging countries are much less liquid than the developed equity markets. Moreover, in the past, these markets have experienced higher volatility than the developed markets.

Potential investors should be aware that, due to the political and economic situation in emerging countries, investments in this Subfund entail a greater degree of risk, which could in turn reduce the return on the Subfund's assets. Investments in these Subfunds should only be made on a long-term basis. The investments of this Subfund are exposed to the following risks (among others): less effective public supervision, accounting and auditing methods and standards which do not match the requirements of Western legislation, possible restrictions on repatriation of the capital invested, counterparty risk in respect of individual transactions, market volatility, and insufficient liquidity affecting the Subfund's investments. Investing in the securities of smaller, lesser-known companies involves greater risk and the possibility of greater price volatility due to the less certain growth prospects of smaller firms, the lower degree of liquidity of the markets for such stocks and the greater sensitivity of smaller companies to changing market conditions. It must also be borne in mind that companies are selected regardless of their market capitalization (micro, small, mid, large caps) or sector. This may lead to a concentration in terms of market segments or sectors.

A fluctuation in the exchange rate of local currencies in the emerging countries in relation to the Reference Currency will bring about a corresponding, simultaneous fluctuation in the net assets of the Subfund as expressed in the Reference Currency, while local currencies in emerging countries may be subject to foreign exchange restrictions.

Investors should note in particular that dividends generated by the Company's investments for the account of the Subfund may be subject to non-recoverable withholding tax. This could impair the Subfund's income. Furthermore, capital gains generated by the Company's investments for the account of the Subfund may also be subject to capital gains tax and to repatriation limitations.

Further information on the risks of equity investments and investments in emerging markets is set out in Chapter 7, "Risk Factors".

Direct investments in India also involve specific risks. Accordingly, potential investors are referred in particular to the risks set out in Chapter 7, "Risk Factors" in relation to the FPI registration of the Subfund and the potential disclosure of information and personal data regarding the investors in the Subfund to the Indian local supervisory authorities and to the DDP.

Investments through the Shanghai-Hong Kong Stock Connect Scheme or other similar scheme(s) established under applicable laws and regulations from time to time (the "Stock Connect Scheme") involve specific risks. Accordingly, potential investors are referred in particular to the risks set out in Chapter 7, "Risk Factors" under section "Risks associated with the Stock Connect Scheme".

Sustainability risks may result in a negative impact on the returns of the Subfund. Currently, the risks of a new carbon tax, substitution of existing products and services, unsuccessful investment in new sustainable technologies and increased cost of raw materials have been identified as being highly relevant for this Subfund. The main sustainability risks may change in the future.

Potential investors are also referred to the risks set out in Chapter 7, "Risk Factors" under sections "Sustainability Risks" and "Sustainable Investing Risks".

### Investor Profile

The Subfund is suitable for investors with high risk tolerance and a long-term view who wish to invest in a broadly diversified portfolio of equity securities globally within the security and safety sector.

### Investment Manager

The Management Company has appointed Credit Suisse Asset Management (Schweiz) AG, Zurich, as Investment Manager to perform the management of this Subfund.

### Advisory Board

The Investment Manager may from time to time consult with an advisory board, composed of academics and technological and other experts, to assist it in the

management, among others by providing technical expertise, research or market insights.

Additional costs amounting to an aggregate maximum of 0.10% p.a. of the Subfund's total net assets may be charged to the Subfund in consideration of the services rendered by the members of the advisory board. These services are subject to contractually agreed terms between the members of the advisory board and the Investment Manager.

The current list of the members of the advisory board is available for investors on the internet on <https://am.credit-suisse.com/ch/en/asset-management/insights/thematic-equity-investing/advisory-board.html>.

### Subscription, Redemption and Conversion of Shares

Subscription, redemption and conversion applications must be submitted in written form to the Central Administration or a Distributor authorized by the Company to accept such applications, by 3 p.m. (Central European Time) one Banking Day prior to the Valuation Day on any day on which banks are open for business in Luxembourg.

Subscription, redemption and conversion applications received after this cut-off point shall be deemed to have been received prior to 3 p.m. on the next following Banking Day.

Payment of the issue price must be effected one Banking Day after the Valuation Day on which the issue price of the Shares was determined. Payment of the redemption price of the Shares shall be made one Banking Day following calculation of this price.

No Shares of the Subfund will be, directly or indirectly, advertised, offered, distributed or sold to persons resident in India and, no subscription applications for Shares in the Subfund will be accepted if the acquisition of these Shares is financed by funds derived from sources within India.

As described under Chapter 5, "Investment in CS Investment Funds 2" of the Prospectus, the Company is entitled to compulsorily redeem all Shares held by a Shareholder who is determined by the Company in its sole discretion to be a Prohibited Person. As a consequence the Shareholders shall note that the legal, regulatory or tax requirements applicable to their shareholding in the Subfund may include specific local requirements applicable as per the Indian laws and regulations and that non-compliance with the Indian regulations might lead to the termination of their investment in the Subfund, the compulsory redemption (in whole or in part) of the Shares held by the investors in the Subfund, the retention of any redemption proceeds to the investors or to any other measures taken by the local authorities and impacting the investment of the investors in the Subfund.

No application has been submitted or will be submitted, nor any registration has been or will be sought, by the Management Company to or from any of the People's Republic of China (PRC) governmental or regulatory authorities in connection with the advertising, offer, distribution or sale of the Shares of the Subfund in or from the PRC, and the Management Company does not intend to or will not, directly or indirectly, advertise, offer, distribute or sell the Shares of the Subfund within the PRC.

The Shares of the Subfund are not intended to be offered or sold within the PRC. A PRC investor may subscribe for Shares only if they are permitted to do so and/or are not restricted from doing so under all relevant PRC laws, rules, regulations, notices, directives, orders or other regulatory requirements in the PRC issued by any PRC governmental or regulatory authority that are applicable to them as investor, or that apply to the Company or to the Investment Manager, whether or not having the force of law and as may be issued and amended from time to time. Where applicable PRC investors are responsible for obtaining all necessary governmental approvals, verifications, licences or registrations (if any) from all relevant PRC regulatory and/or governmental authorities, including, but not limited to, the State Administration of Foreign Exchange, the China Securities Regulatory Commission and/or other relevant regulatory and/or governmental authorities as applicable, and complying with all relevant PRC regulations, including, but not limited to, any relevant foreign exchange regulations and/or overseas investment regulations. If an investor fails to comply with the above, the Company may take any action in good faith and acting on reasonable grounds in relation to such

investor's Shares to comply with relevant regulatory requirements, including effecting compulsory redemption of Shares owned by the relevant investor, subject to the Articles of Incorporation, and applicable laws and regulations.

Persons into whose possession this Prospectus or any Shares may come must inform themselves about, and observe, any such restrictions.

### Performance Fee<sup>1</sup>

The Management Company is entitled to a Performance Fee for the Subfund, which is calculated daily ("Computation Frequency") on the basis of the unswung net asset value before performance fee accrual for the relevant Valuation Day of the Share Class concerned ("Calculation Date").

The relative high watermark principle is adopted for the calculation of the performance fee, meaning that any underperformance incurred by the relevant Share Class of the Subfund against its benchmark during the performance reference period of 5 years ("Reference Period") must be recovered before a Performance Fee becomes payable, it being understood that performance fees may be payable during the reference period of 5 years and/or in the first years of a Subfund's existence, in case the relevant Share Class of the Subfund has not existed for 5 years or after a reset of the high watermark (having an equivalent impact on the handling of the reference period as a new launch).

The Performance Fee shall be payable (i.e., crystallised) on an annual basis ("Crystallisation Period"). The Crystallisation Period will end on May 31st (with the first Crystallisation Period being potentially longer than 12 months while starting with the launch of the Subfund or the relevant Share Class and lasting at least 12 months).

The calculation of the Performance Fee and the necessary provisioning take place with every Net Asset Value calculation. The accrued Performance Fee shall be payable annually in arrears within one month after the end of the respective Crystallisation Period, and, if Shares are redeemed during the Crystallisation Period, the amount of Performance Fee included in the Net Asset Value per Share will be due and owed (i.e. crystallized) for these redeemed Shares in due proportion on the date of the Shareholder's redemption.

If, on the Calculation Date, the net performance of the unswung net asset value of a Share Class (net of all costs) is above the benchmark performance, a Performance Fee of 15% for all Share Classes (see Chapter 2, "Summary of Share Classes") shall be deducted on the difference between the performance of the unswung net asset value of the relevant Share Class and the performance of the benchmark (i.e. relative value) over the same Crystallisation Period, provided that such difference exceeds the sum of any yearly underperformances against the benchmark during the performance reference period of up to 5 years (or less in case the relevant Share Class of the Subfund has not existed for 5 years or after a reset of the high watermark). The Performance Fee is calculated on the basis of the Shares of the relevant Share Class that are in circulation during the Crystallisation Period whereas the effect of new subscriptions is neutralized. The new subscriptions will therefore only be impacted by the Performance Fee after they contributed to the performance of the relevant Share Class. **For the avoidance of doubt, the Performance Fee shall be paid from the relevant Share Class of the Subfund on the payment date also in the event of negative absolute performance by the relevant Share Class of the Subfund, provided that relevant Share Class of the Subfund has exceeded the benchmark since the previous performance fee payment date.**

The benchmark of the Subfund is the MSCI World ESG Leaders (NR) – USD, which is provided by MSCI Limited, an authorised benchmark administrator included in the register of administrators and benchmarks established and maintained by the ESMA pursuant to article 36 of the Benchmark Regulation. The benchmark will be used for the USD share classes as reference to calculate the outperformance. For the hedged share classes, the respective hedged version of the benchmark in the relevant currency shall be used for calculation of the outperformance.

If no Performance Fee is due during a period of five years, the relative high watermark will be reset on that day at the next NAV calculation to the unswung NAV at the end of the five year-period ("carry forward conditions").

Year	Number of shares	No of shares subscribed	No of shares redeemed	NAV/share before perf	Share class Size	Performance NAV vs Reference NAV in %	Benchmark Performance	Over/Under performance for the period since last crystallization	Conditions met for distribution of performance fee above relative HWM	Adjustment on subscription	Cumulated Adjustment on subscription	Cumulated Crystallization on redemption	Performance fee accrual	Cumulated Performance fee charged	Comments
Inception	100			100,00	10.000	0,00%	0,00%	-	N/A	-	-	-	-	-	
Year 1 Q1	100			110,00	11.000,00	10,00%	6,00%	4,00%	YES	-	-	-	60,00	-	Redemption above HWM
Year 1 Q2	90		10	110,00	9.900,00	10,00%	6,00%	4,00%	YES	-	-	6,00	54,00	6,00	Crystallization at FY end 1
Year 1 Q3	100	10		110,00	11.000,00	10,00%	6,00%	4,00%	YES	-5,00	-5,00	6,00	55,00	6,00	Neutralization of Subscription above HWM
End of Year 1	100			105,00	10.500,00	5,00%	3,00%	2,00%	YES	-	-5,00	6,00	25,00	31,00	Year End crystallization
End of Year 2	100			110,00	11.000,00	4,76%	7,00%	-2,24%	NO	-	-	-	-	31,00	1 year below HWM
End of Year 3	100			104,00	10.400,00	-0,95%	8,07%	-9,02%	NO	-	-	-	-	31,00	2 years below HWM
End of Year 4	100			105,20	10.520,00	0,19%	9,15%	-8,96%	NO	-	-	-	-	31,00	3 years below HWM
End of Year 5	100			108,63	10.862,78	3,45%	14,61%	-11,15%	NO	-	-	-	-	31,00	4 years below HWM
End of Year 6	100			111,54	11.153,74	6,23%	22,63%	-16,40%	NO	-	-	-	-	31,00	5 years below HWM
End of Year 7	100			112,51	11.250,73	0,87%	-1,00%	1,87%	YES	-	-	-	31,28	62,28	1st year after HWM reset above HWM ie crystallization
End of Year 8	100			110,57	11.056,75	-1,72%	-3,00%	1,28%	YES	-	-	-	21,53	83,81	Negative performance higher than the negative performance of the benchmark; crystallization at FY end 8

A Performance Fee is accrued when the following conditions apply to the relevant Share Class of the Subfund:

$(NAV \text{ per Share})_t - (\text{Benchmark})_t > 0$

and

$(NAV \text{ per Share})_t - (\text{Benchmark})_t > \text{sum of yearly underperformances against the Benchmark during the performance reference period of 5 years (or less in case the Subfund has not existed for 5 years or after a reset of the high watermark)}$

If both these conditions are met, then the following applies:

$0.15 \times ((NAV \text{ per Share performance} - (\text{Benchmark})_t \text{ performance}) \times (\text{number of Shares})_t - (\text{Cumulated Adjustment on subscriptions})_t)$

where: NAV<sub>t</sub> = current unswung Net Asset Value prior to provision for Performance Fee

t = current Calculation Date

$(\text{Cumulated Adjustment on subscriptions})_t$  = the neutralization factor which avoids that performance fee is provisioned on the new Shares subscribed during the Crystallisation period before they started to contribute to the performance of the relevant Share Class

#### Adjustment of the Net Asset Value (Single Swing Pricing)

The Net Asset Value calculated in accordance with Chapter 8, "Net Asset Value" will be increased by up to a maximum of 2% per Share in the event of a net surplus of subscription applications or reduced by up to a maximum of 2% per Share in the event of a net surplus of redemption applications in respect of the applications received on the respective Valuation Day.

**Under exceptional circumstances the Company may, in the interest of Shareholders, decide to increase the maximum swing factor indicated above. In such case the Company would inform the investors in accordance with Chapter 14, "Information for Shareholders".**

## Credit Suisse (Lux) Small and Mid Cap Alpha Long/Short Fund

### Investment Objective

The aim of this Subfund is to achieve the maximum possible absolute return and outperform the return of the CS AllHedge Index Long/Short Equity index in the Reference Currency while keeping its correlation to the equity market as low as possible and its volatility well below the volatility of the same market (the correlation and volatility being managed by reference to the MSCI Small Cap Europe index). Return will be generated primarily by the choice of the long or short equity positions and, to a limited extent, by the net exposure to the equity markets. The implementation of the investment strategy will rely on considerable use of financial derivative instruments. The Subfund is actively managed. The underlyings of the financial derivative instruments will not necessarily be selected by reference to the MSCI Small Cap Europe index so that the majority of the underlyings of the financial derivative instruments may not comprise constituents of the MSCI Small Cap Europe index. The Subfund's performance, on the one hand, and the underlyings of the financial derivative instruments used by the Subfund and volatility and correlation with the equity market, on the other hand, are expected to differ materially from, respectively, the CS AllHedge Index Long/Short Equity index and the MSCI Small Cap Europe index.

### Investment Principles

To achieve its investment objective, the Subfund basically has a direct exposure or synthetic exposure via derivatives as outlined below, such as total return swaps ("TRS") and contracts for difference ("CFDs") to selected equities or equity-type securities issued primarily by small and medium-sized European companies which are domiciled in or carry out the bulk of their business activities in the Europe region. The European region includes all EU and EFTA countries as well as the United Kingdom.

Small and medium-sized companies are defined as all companies with a market capitalization of less than 15 billion euros at the time the investment is made.

Depending on the market assessment, the Subfund may, for tactical purposes, not have any exposure to equities.

Under the terms of Article 41 (1) of the Law of December 17, 2010, the Subfund's assets are invested worldwide, irrespective of currency but in accordance with the principle of risk diversification, in equities and equity-type securities (global depository receipts [GDRs], profit-sharing certificates, dividend rights certificates, participation certificates, etc.) or in bonds, notes, similar fixed or variable interest securities (incl. securities issued on a discount basis), money market instruments and time and sight deposits, convertible bonds, convertible notes, warrant bonds and warrants on securities as well as warrants of public, private and semi-private issuers. Subject to the investment restrictions set out in Chapter 6, "Investment Restrictions", section 3), part of these investments may, in the interest of the efficient management of the portfolio in terms of profit and loss profiles, be structured using derivatives such as forward contracts, swaps, futures and options.

To augment the above-mentioned investments and with a view to pursuing its investment strategy, the Subfund makes use of the derivatives described below:

- a) Purchase and sale of TRS/CFDs on equities or equity indices within the investment universe described under "Investment Principles". These indices shall be chosen in accordance with Art. 9 of the Grand-Ducal Decree of February 8, 2008. In contrast to options, CFDs can be held for an indeterminate period; the value of CFDs is not dependent on the volatility of an underlying but is influenced primarily by changes in the underlying purchase price relative to its selling price.
- b) Purchase and sale of put or call options on equities or equity indices within the investment universe described under "Investment Principles".
- c) Purchase and sale of futures contracts on equities or equity indices within the investment universe described under "Investment Principles". The Subfund may only enter into futures contracts that are traded on a stock exchange or another regulated market open to the public that is domiciled in an OECD country. Up to a total of 100% of the Subfund's assets may be invested in futures; this limit refers to the contract value of the futures contracts entered into. These indices shall be chosen in accordance with Art. 9 of the Grand-Ducal Decree of February 8, 2008.

The aforementioned derivatives may be used in anticipation of either rising prices (long positions) or falling prices (short positions).

A significant part of the Subfunds' net assets will be denominated in or hedged into EUR. The remaining part (not denominated in or hedged into EUR) may, depending on market conditions or on the potential needs of the Subfund for liquidities in currencies other than EUR, not be hedged into EUR. In doing so, it may buy investment currencies on the basis of forward currency contracts up to the value of the associated net assets and may sell them against another investment currency for up to the same amount.

The principal amount of the Subfund's assets that can be subject to TRS/CFDs may represent up to a maximum of 100% of the net asset value of the Subfund

by way of the sum of the notionals of the TRS/CFDs. It is generally expected that the amount of such TRS/CFDs will remain within the range of 10% to 50% of the net asset value of the Subfund by way of the sum of the notionals of the TRS/CFDs. In certain circumstances this proportion may be higher.

The sum of the notionals takes into account the absolute value of the notional exposure of the TRS/CFDs used by the Subfund. The expected amount of such TRS/CFDs is an indicator of the intensity of the use of TRS/CFDs within the Subfund. However, it is not necessarily an indicator of the investment risks in relation to these instruments, because it does not take into account any netting or hedging effects.

The counterparties to any OTC financial derivative transactions, such as swap contracts are first class financial institutions specialised in this type of transaction. The Subfund will invest more than 50% of the value of its total assets in Qualifying Equity Instruments.

Subject to conditions set out in Chapter 4 "Investment Policy", the Subfund may invest in ancillary liquid assets (i.e., bank deposits at sight) up to 20% of the total net assets of the Subfund in order to cover current or exceptional payments, or for the time necessary to reinvest in eligible assets under Part I of the Law of December 17, 2010 or for a period of time strictly necessary in case of unfavourable market conditions. The Subfund may also invest up to 20% of its total net assets in cash, time deposits, liquidity funds, money market funds and money market instruments. In any case and for the avoidance of doubt, investment in liquidity funds and money market funds is limited to 10% of the total net assets. The Subfund qualifies as a financial product under Art. 8 (1) of SFDR.

**Information about the environmental or social characteristics promoted by the Subfund is available in the SFDR Annex of this Prospectus.**

### Global Exposure

The global exposure of the Subfund will be calculated on the basis of the commitment approach.

### Risk Information

In addition to the risks listed in Chapter 7, "Risk Factors", potential investors should note that the Subfund pursues an investment strategy that can be extremely volatile and that the risk of loss is considerable. Investments in futures, options, CFDs and other derivatives may expose the Subfund to higher volatility than investments in traditional securities, and the risk of loss is greater.

The use of derivatives also involves specific risks. Accordingly, potential investors are referred in particular to the risks associated with derivatives set out in Chapter 7, "Risk Factors". Investors should note that the Subfund may, to a substantial extent, make use of total return swaps, including for investment purposes as well as for efficient portfolio management and hedging transactions. Investors are invited to consider the specific description of these instruments in Chapter 4 "Investment Policy", as well as the risk warnings on Total Return Swaps, Collateral Management and Legal, Regulatory, Political and Tax Risk set out in Chapter 7, "Risk Factors".

Investors should also note that the Subfund's investments may be selected without regard to capitalization, sector, or geographical location. This may lead at least to a concentration in geographical or sector terms.

Further information on the risk of equity investments and investments in emerging markets is set out in Chapter 7, "Risk Factors". Emerging countries and developing markets are defined as countries which are not classified by the World Bank as high income countries. In addition, high income countries which are included in an emerging market financial index of a leading service provider may also be considered as emerging countries and developing markets if deemed appropriate by the Management Company in the context of a Subfund's investment universe. The financial instruments and techniques mentioned above allow the Subfund to exert leverage. As a result both positive and, in particular, negative price movements are greatly accentuated. The Subfund's assets are subject to normal market fluctuations. There can therefore be no guarantee that the investment objective will be met. Moreover, potential investors should be aware of the fact that the counterparty risk cannot be eliminated completely in derivative strategies. In case of default of the counterparty, the investor returns may be reduced. However, when it has been considered as appropriate, the Subfund will endeavour to mitigate

this risk by the receipt of financial collateral given as guarantees or minimize this risk by taking various diversification measures.

Sustainability risks may result in a negative impact on the returns of the Subfund. The main sustainability risks are identified and managed in the context of the overall risk management process and may change over time.

Potential investors are also referred to the risks set out in Chapter 7, "Risk Factors" under section "Sustainability Risks".

### Investor Profile

The Subfund is suitable for investors with medium risk tolerance and a long-term view who wish to invest in a broadly diversified portfolio which has the ability to partially hedge market exposure.

### Investment Manager

The Management Company has appointed Credit Suisse Asset Management (Schweiz) AG, Zurich, as Investment Manager to perform the management of the Subfund.

### Subscription, Redemption and Conversion of Shares – Net Asset Value

Subscription, redemption and conversion applications shall be accepted on each Friday and on the last Banking Day of each month (jointly referred to as "Trading Day").

Applications for subscriptions must be submitted in written form to the Central Administration or a Distributor authorized by the Company to accept such applications, by 3 p.m. (Central European Time) five Banking Days prior to the Trading Day (as defined above) respectively ten Banking Days prior to the Trading Day (as defined above) for redemptions and conversions.

In accordance with Chapter 8, "Net Asset Value", the Net Asset Value of the Subfund's Shares is calculated on each Valuation Day. Subscription, redemption and conversion applications received before 3 p.m. (Central European Time) as defined above shall be settled on the Valuation Day following such Trading Day.

Subscription, redemption and conversion applications received after this cut-off point shall be deemed to have been received prior to 3 p.m. on the next following Banking Day and are thus settled on the Valuation Day following the next Trading Day.

Payment of the issue price must be effected two Banking Days after the Valuation Day on which the issue price of the Shares was determined. Payment of the redemption price of the Shares shall be made two Banking Days following calculation of this price.

### Performance Fee<sup>1</sup>

In addition to the Management Fee, the Management Company is entitled to a performance fee for the Subfund which is calculated daily ("Computation Frequency") on the basis of the unswung Net Asset Value of the Share Class concerned.

The performance fee is calculated with each unswung Net Asset Value. The necessary provisions are made accordingly.

A performance fee may only be levied if, on the Valuation Day following a Trading Day, the unswung Net Asset Value of a Share Class on a Trading Day used in the calculation of the performance fee exceeds all the unswung Net Asset Values previously achieved on a Trading Day ("high water mark"). The high water mark will never be reset throughout the life of the Subfund, meaning that the performance reference period corresponds to the whole life of the Subfund.

If, on the Valuation Date following a Trading Day, the unswung Net Asset Value (prior to deduction of the performance fee and net of all costs) of a Share Class is greater than the preceding unswung Net Asset Values (prior to deduction of the performance fee) applicable to the previous Trading Days, a performance fee of 20% shall be deducted on the difference between the unswung Net Asset Value of the Share Class on the Valuation Day following the Trading Day and the high water mark. Calculation of the performance fee takes place on the basis of the Shares of the relevant Class that are currently in circulation. New subscriptions do not affect the provisioned performance fee amount.

The performance fee calculated and set aside under the above method is paid at the beginning of the respective quarter.

NAV calculation date	Number of shares	NAV/share before perf	HWM/share	Performance NAV vs HWM in %	Over/Under performances here	Conditions met for distribution of performance fee	Performance fee 20%	Cumulated performance fee payable	NAV/share after perf
Inception	10	10.00	10.00	0.00%	-	N/A	-		10.00
NAV 1	10	11.00	10.00	10.00%	1.00	YES	2.00	2.00	10.80
NAV 2	14	10.50	11.00	-4.55%	-	NO	0.00	2.00	10.50
NAV 3	10	12.00	11.00	9.09%	1.00	YES	2.00	4.00	11.80
NAV 4	7	11.00	12.00	-8.33%	-	NO	0.00	4.00	11.00
End of Year	20	9.00	12.00	-25.00%	-	NO	0.00	4.00	9.00

The levied performance fee cannot be refunded if the unswung Net Asset Value falls again after deduction of the fee.

A performance fee is payable when the following condition applies:

$NAV_t > HWM$ ,

If this condition is met, then:

$0.2 \times [NAV_t - HWM] \times \text{number of shares } t$

where:

$NAV_t$  = current unswung Net Asset Value (prior to deduction of the performance fee) on the Valuation Day

$NAV_0$  = initial unswung Net Asset Value

$HWM$  = high watermark =  $\max \{NAV_0, NAV_{T-1}\}$ ,

$t$  = current Valuation Day

$T$  = Trading Day

A hurdle rate is not provided for.

#### Adjustment of the Net Asset Value (Single Swing Pricing)

The Net Asset Value calculated in accordance with Chapter 8, "Net Asset Value" will be increased by up to a maximum of 2% per Share in the event of a net surplus of subscription applications or reduced by up to a maximum of 2% per Share in the event of a net surplus of redemption applications in respect of the applications received on the respective Valuation Day.

**Under exceptional circumstances the Company may, in the interest of Shareholders, decide to increase the maximum swing factor indicated above. In such case the Company would inform the investors in accordance with Chapter 14, "Information for Shareholders".**

## Credit Suisse (Lux) Small and Mid Cap Germany Equity Fund

### Investment Objective

The objective of the Subfund is to achieve the highest possible return in Euros (Reference Currency), while taking due account of the principle of risk diversification, the security of the capital invested, and the liquidity of the assets. This Subfund aims to outperform the return of the MDAX (NR) Index. The Subfund is actively managed. The benchmark is used as a reference point for portfolio construction and as a basis for setting risk constraints, and/or for Performance Fee measurement purposes. The majority of the Subfund's equity securities will be components of or have weightings derived from the benchmark. The Investment Manager will to some extent use its discretion to overweight or underweight certain components of the benchmark and to a lesser extent invest in companies or sectors not included in the benchmark in order to take advantage of specific investment opportunities. It is thus expected that the performance of the Subfund may to a limited extent deviate from the benchmark.

### Investment Principles

At least two-thirds of the Subfund's net assets are invested in equities and other equity-type securities and rights (American depository receipts [ADRs], global depository receipts, profit-sharing certificates, participation certificates, dividend rights certificates, etc.) of small and medium-sized companies which are domiciled or conduct the bulk of their business activities in Germany.

Small and medium-size companies are defined as all companies which are not contained in the DAX®.

For hedging purposes, and in the interest of the efficient management of the portfolio as well as for the implementation of the investment strategy the aforementioned investments may also be effected by way of derivatives, provided the limits set out in Chapter 6, "Investment Restrictions" are observed. Derivatives may be linked to security baskets or indices and shall be chosen in accordance with Art. 9 of the Grand-Ducal Decree of February 8, 2008.

Subject to conditions set out in Chapter 4 "Investment Policy", the Subfund may invest in ancillary liquid assets (i.e., bank deposits at sight) up to 20% of the total net assets of the Subfund in order to cover current or exceptional payments, or for the time necessary to reinvest in eligible assets under Part I of the Law of December 17, 2010 or for a period of time strictly necessary in case of unfavourable market conditions.

In addition to the bank deposits at sight referred to above, the Subfund may also invest up to one third of its net assets (including the bank deposits at sight referred to above) in equities and equity-type securities of companies not fulfilling the above requirements, cash, time deposits, liquidity funds, money market funds, money market instruments, fixed income securities, which may include, but not limited to, bonds, notes, and similar fixed and variable interest rate securities, discounted securities issued by public, private and semi-private issuers worldwide. In any case and for the avoidance of doubt, investment in liquidity funds and money market funds is limited to 10% of the total net assets.

The Subfund may – subject to the investment principles set out above – invest up to 10% of its net assets in structured products (certificates, notes) on equities, equity-type securities, equity baskets and equity indices that are sufficiently liquid and are issued by first-class banks (or by issuers that offer investor protection comparable to that provided by first-class banks). These structured products must qualify as securities pursuant to Art. 41 of the Law of December 17, 2010. Moreover, these structured products must be valued regularly and transparently on the basis of independent sources. Structured products must not entail any leverage effect. As well as satisfying the regulations on risk spreading, the equity baskets and equity indices must be sufficiently diversified.

Furthermore, to hedge currency risks and to gear its assets to one or more other currencies, the Subfund may enter into forward foreign exchange and other currency derivatives in accordance with section 3 of Chapter 6, "Investment Restrictions".

The Subfund will invest more than 50% of the value of its total assets in Qualifying Equity Instruments.

The Subfund qualifies as a financial product under Art. 8 (1) of SFDR.

**Information about the environmental or social characteristics promoted by the Subfund is available in the SFDR Annex of this Prospectus.**

### Description of the Underlying Index

DAX® includes the share prices of the 30 largest and best-performing companies (known as blue chips) on the Frankfurt Stock Exchange. The best-known index, it is often seen as the benchmark index for the German equity market. The main function of the DAX® index is to provide investors with straightforward, transparent and fast access to investments in the German equity market via index derivatives. Accordingly, the index is designed in such a way that it is ideally suited as an underlying for derivatives and, at the same time, provides a representative picture of the German equity market. As a result, the index members are not chosen at random, but according to clearly defined, rule-based criteria: market capitalization

and exchange turnover. The 30 stocks contained in the DAX® represent around 80 percent of the market capital that is authorized in Germany. In addition to the construction industry, all of the sectors of the German economy that have a pivotal influence on market activity are represented, including the automotive industry, banks, the technology sector and utilities companies.

Additional information in relation to the index performance, characteristics, constituents, sector and country weights, methodology of construction and maintenance, rebalancing dates and other general information is available on the index provider's website <https://www.deutsche-boerse.com>.

The DAX® index is provided by Deutsche Börse AG (the "Benchmark Administrator"), which does not appear as at the date of this Prospectus on the register of administrators and benchmarks established and maintained by ESMA pursuant to article 36 of the Benchmark Regulation.

As far as the Company is aware, the Benchmark Administrator either does not fall within the scope of the Benchmark Regulation by virtue of article 2 of the Benchmark Regulation or benefits from the transitional provisions of article 51 of the Benchmark Regulation so that it is not currently required to qualify for use in the EU under the Benchmark Regulations recognition, endorsement or equivalence regimes in accordance with articles 30 respectively 32 or 33 of the Benchmark Regulation.

### Global Exposure

The global exposure of the Subfund will be calculated on the basis of the commitment approach.

### Risk Information

Investors should read, be aware of and consider Chapter 7, "Risk Factors" of the Prospectus.

Investing in the securities of smaller, lesser-known companies involves greater risk and the possibility of greater price volatility due to the less certain growth prospects of smaller firms, the lower degree of liquidity of the markets for such stocks and the greater sensitivity of smaller companies to changing market conditions. The investments of this Subfund are exposed to the following risks (among others): counterparty risk for individual transactions, market volatility, or insufficient liquidity may impair the Subfund's investments.

Sustainability risks may result in a negative impact on the returns of the Subfund. The main sustainability risks are identified and managed in the context of the overall risk management process and may change over time.

Potential investors are also referred to the risks set out in Chapter 7, "Risk Factors" under section "Sustainability Risks".

### Investor Profile

The Subfund is suitable for investors with high risk tolerance and a long-term view who wish to invest in a broadly diversified portfolio of small and mid cap companies domiciled in Germany.

### PEA eligibility

The Subfund invest at least 75% of its total assets in equities and equity-type paper of companies which (i) have their registered office in an EU Member State or in another country which, as a signatory to the Agreement on the European Economic Area, has signed an agreement with France on administrative assistance to combat tax fraud and tax evasion, and (ii) is subject to taxation equivalent to French corporation tax.

### Investment Manager

The Management Company has appointed Credit Suisse Asset Management (Schweiz) AG, Zurich as Investment Manager to perform the management of this Subfund.

### Subscription, Redemption and Conversion of Shares

Subscription, redemption and conversion applications must be submitted in written form to the Central Administration or a Distributor authorized by the Company to accept such applications, by 3 p.m. (Central European Time) one Banking Day prior to the Valuation Day on any day on which banks are open for business in Luxembourg.

Subscription, redemption and conversion applications received after this cut-off point shall be deemed to have been received prior to 3 p.m. on the next following Banking Day.

The payment of the issue price must be effected one Banking Day after the Valuation Date on which the issue price of the Shares was determined. The payment of the redemption price of the shares shall be made one Banking Day following calculation of this price.

No Shares of the Subfund will be, directly or indirectly, advertised, offered, distributed or sold to persons resident in India and no subscription application for Shares in the Subfund will be accepted if the acquisition of these Shares is financed by funds derived from sources within India.

As described under Chapter 5, "Investment in CS Investment Funds 2" of the Prospectus, the Company is entitled to compulsorily redeem all Shares held by a Shareholder in any circumstances in which the Company determines that such compulsory redemption would avoid material legal, regulatory, pecuniary, tax, economic, proprietary, administrative or other disadvantages to the Company, including but not limited to the cases where such Shares are held by Shareholders who are not entitled to acquire or possess these Shares or who fail to comply with any obligations associated with the holding of these Shares under the applicable regulations. As a consequence the Shareholders shall note that the legal, regulatory or tax requirements applicable to their shareholding in the Subfund may include specific local requirements applicable as per the Indian laws and regulations and that non-compliance with the Indian regulations might lead to the termination of their investment in the Subfund, the compulsory redemption (in whole or in part) of the Shares held by the investors in the Subfund, the retention of any redemption proceeds to the investors or to any other measures taken by the local authorities and impacting the investment of the investor in the Subfund.

### Adjustment of the Net Asset Value (Single Swing Pricing)

The Net Asset Value calculated in accordance with Chapter 8, "Net Asset Value" will be increased by up to a maximum of 2% per Share in the event of a net surplus of subscription applications or reduced by up to a maximum of 2% per Share in the event of a net surplus of redemption applications in respect of the applications received on the respective Valuation Day.

Under exceptional circumstances the Company may, in the interest of Shareholders, decide to increase the maximum swing factor indicated above. In such case the Company would inform the investors in accordance with Chapter 14, "Information for Shareholders".

## Credit Suisse (Lux) Small Cap Switzerland Equity Fund

### Investment Objective

The objective of the Subfund is to achieve the highest possible return in Swiss Franc (Reference Currency), while taking due account of the principle of risk diversification, the security of the capital invested, and the liquidity of the assets. This Subfund aims to outperform the return of the ZKB Swiss Small Cap Index benchmark. The Subfund is actively managed. The Benchmark is used as a reference point for portfolio construction and as a basis for setting risk constraints, and/or for Performance Fee measurement purposes. The majority of the Subfund's equity securities will be components of or have weightings derived from the benchmark. The Investment Manager will to some extent use its discretion to overweight or underweight certain components of the benchmark and to a lesser extent invest in companies or sectors not included in the benchmark in order to take advantage of specific investment opportunities. It is thus expected that the performance of the Subfund may to a limited extent deviate from the benchmark.

### Investment Principles

This Subfund invests its net assets primarily in equities and equity-type securities (shares, dividend-right certificates, shares in cooperatives, participation certificates, etc.) of smaller companies domiciled in or carrying out the bulk of their business activities in Switzerland/Liechtenstein or listed on a Swiss stock exchange.

Smaller companies are deemed to be those which figure in the ZKB Swiss Small Cap Index.

For hedging purposes and in the interest of the efficient management of the portfolio, the aforementioned investments may also be effected by way of derivatives, provided the limits set out in Chapter 6, "Investment Restrictions" are observed. These derivatives include futures and options on equities, equity-like securities and equity indices of companies which are domiciled in or carry out the bulk of their business activities in Switzerland.

In addition, the Subfund may – subject to the investment principles set out above – invest up to 10% of its net assets in structured products (certificates, notes) on equities, equity-type securities, investment companies, equity baskets and equity indices that are sufficiently liquid and are issued by first-class banks (or by issuers that offer investor protection comparable to that provided by first-class banks). These structured products must qualify as securities pursuant to Art. 41 of the Law of December 17, 2010. Moreover, these structured products must be valued regularly and transparently on the basis of independent sources. Structured products must not entail any leverage effect. As well as satisfying the regulations on risk spreading, the equity baskets and equity indices must be sufficiently diversified.

Furthermore, to hedge currency risks and to gear its assets to one or more other currencies, the Subfund may enter into forward foreign exchange and other currency derivatives in accordance with section 3 of Chapter 6, "Investment Restrictions".

The indices on which such derivatives are based shall be chosen in accordance with Art. 9 of the Grand-Ducal Decree of February 8, 2008.

Subject to conditions set out in Chapter 4 "Investment Policy", the Subfund may invest in ancillary liquid assets (i.e., bank deposits at sight) up to 20% of the total net assets of the Subfund in order to cover current or exceptional payments, or for the time necessary to reinvest in eligible assets under Part I of the Law of December 17, 2010 or for a period of time strictly necessary in case of unfavourable market conditions.

In addition to the bank deposits at sight referred to above, the Subfund may also invest up to one third of its net assets (including the bank deposits at sight referred to above) in equities and equity-type securities of companies not fulfilling the above requirements, cash, time deposits, liquidity funds, money market funds, money market instruments, fixed income securities, which may include, but not limited to, bonds, notes, and similar fixed and variable interest rate securities, discounted securities issued by public, private and semi-private issuers worldwide. In any case and for the avoidance of doubt, investment in liquidity funds and money market funds is limited to 10% of the total net assets.

The Subfund will invest more than 50% of the value of its total assets in Qualifying Equity Instruments.

The Subfund qualifies as a financial product under Art. 8 (1) of SFDR.

**Information about the environmental or social characteristics promoted by the Subfund is available in the SFDR Annex of this Prospectus.**

### Description of the Index

The portfolio allocation of the Subfund is determined by reference to the ZKB Swiss Small Cap Index, which is provided by Solactive AG (the "Benchmark Administrator"), an authorised benchmark administrator included in the register of administrators and benchmarks established and maintained by ESMA pursuant to article 36 of the Benchmark Regulation.

### Global Exposure

The global exposure of the Subfund will be calculated on the basis of the commitment approach.

### Risk Information

Investments in this Subfund should only be made on a long-term basis. The investments of this Subfund are exposed to the following risks (among others): counterparty risk for individual transactions, market volatility, or insufficient liquidity may impair the Subfund's investments.

Investing in the securities of smaller, lesser-known companies involves greater risk and the possibility of greater price volatility due to the less certain growth prospects of smaller firms, the lower degree of liquidity of the markets for such stocks and the greater sensitivity of smaller companies to changing market conditions.

Further information on the risk of investments in equities is set out in Chapter 7, "Risk Factors".

Sustainability risks may result in a negative impact on the returns of the Subfund. Currently, the risks of a new carbon tax, substitution of existing products and services, unsuccessful investment in new sustainable technologies and increased cost of raw materials have been identified as being highly relevant for this Subfund. The main sustainability risks may change in the future.

Potential investors are also referred to the risks set out in Chapter 7, "Risk Factors" under sections "Sustainability Risks" and "Sustainable Investing Risks".

### Investor Profile

The Subfund is suitable for investors with high risk tolerance and a long-term view who wish to invest in a broadly diversified portfolio of Swiss equity securities.

### Investment Manager

The Management Company has appointed Credit Suisse Asset Management (Schweiz) AG, Zurich, as Investment Manager to perform the management of this Subfund.

### Subscription, Redemption and Conversion of Shares

Subscription, redemption and conversion applications must be submitted in written form to the Central Administration or a Distributor authorized by the Company to accept such applications, by 3 p.m. (Central European Time) one Banking Day prior to the Valuation Day on any day on which banks are open for business in Luxembourg.

Subscription, redemption and conversion applications received after this cut-off point shall be deemed to have been received prior to 3 p.m. on the next following Banking Day.

Payment of the issue price must be effected one Banking Day after the Valuation Day on which the issue price of the Shares was determined. Payment of the redemption price of the Shares shall be made one Banking Day following calculation of this price.

### Adjustment of the Net Asset Value (Single Swing Pricing)

The Net Asset Value calculated in accordance with Chapter 8, "Net Asset Value" will be increased by up to a maximum of 2% per Share in the event of a net surplus of subscription applications or reduced by up to a maximum of 2% per Share in the event of a net surplus of redemption applications in respect of the applications received on the respective Valuation Day.

**Under exceptional circumstances the Company may, in the interest of Shareholders, decide to increase the maximum swing factor indicated above. In such case the Company would inform the investors in accordance with Chapter 14, "Information for Shareholders".**



## Credit Suisse (Lux) Systematic Index Fund Balanced CHF

The currency mentioned in the Subfund's names is merely the Reference Currency in which the performance and Net Asset Value of the Subfund is calculated, and is not necessarily the Subfund's investment currency.

Investments may be denominated in any currency.

The Subfund is actively managed without reference to a benchmark.

### Investment Objective

Within the Subfund, the aim is to achieve long-term capital growth in the respective Reference Currency – while taking due account of the principle of risk diversification and the liquidity of the assets – by investing in the asset classes described below and focusing on current income, capital and currency gains.

### Investment Principles

The Subfund invests worldwide (including Emerging Market Countries) primarily in a broadly diversified portfolio of index-linked investment instruments (over 50%) and investment funds ("Target Funds"), including exchange traded funds, structured products and derivatives, and all the investment instruments listed in section 1 of Chapter 6, "Investment Restrictions", subject to the restrictions specified in said Chapter. To achieve the investment objective the investment decisions are based on a systematic approach on short-term momentum and long-term mean reversion.

The Subfund will invest more than 25% of the value of its total assets in Qualifying Equity Instruments.

Subject to conditions set out in Chapter 4 "Investment Policy", the Subfund may invest in ancillary liquid assets (i.e., bank deposits at sight) up to 20% of the total net assets of the Subfund in order to cover current or exceptional payments, or for the time necessary to reinvest in eligible assets under Part I of the Law of December 17, 2010 or for a period of time strictly necessary in case of unfavourable market conditions.

The Subfund qualifies as a financial product under Art. 8 (1) of SFDR.

**Information about the environmental or social characteristics promoted by the Subfund is available in the SFDR Annex of this Prospectus.**

### Asset Allocation

The total exposure to the asset classes listed below, whether direct or indirect, must not exceed the limits specified below (in % of the Subfund's net assets):

Asset class	Bandwidth
Liquidity	0–60%
Fixed-interest securities (including High Yield investments)	10–70%
Equities and equity-related securities	30–60%
Alternative investments	0–20%

In compliance with the provisions of Chapter 6, "Investment Restrictions", the exposure to liquid investments will be achieved directly through investments in cash, time deposits, fixed term deposits, money market instruments which are compliant with the CESR Guidelines on a common definition of European money market funds (CESR/10-049) or indirectly through Target Funds investing in those instruments and liquidity funds and money market funds.

Depending on the market assessment, liquid assets (including ancillary liquid assets as set out above), as referred in Chapter 4 "Investment Policy", may account for up to 60% of the Subfund's net assets.

In compliance with the provisions of Chapter 6, "Investment Restrictions", the exposure to alternative investments will be achieved indirectly through the use of one or more of the instruments listed below. The exposure to alternative investments may be achieved through investments in commodities (including the individual categories of commodities), real estate, natural resources, private equity, hedge funds and precious metals or any combination of these sub-classes.

If the alternative investments are to be tracked via derivatives, this must be done using derivatives which have a financial index as their underlying.

### Investment Instruments

To achieve its investment objective, the Subfund may – subject to the aforementioned investment principles – use any of the instruments listed in section 1 of Chapter 6, "Investment Restrictions"; these may include, but not be limited to, the instruments specified below:

#### Target Funds

Contrary to what is stated in section 5 of Chapter 6, "Investment Restrictions", the Subfund may invest up to 100% of its Net Asset Value in units of other UCITSs and/or other UCIs pursuant to section 1 e) of Chapter 6, "Investment Restrictions". The Target Funds may in particular comprise master limited partnerships, i.e.

limited partnerships that are listed on stock exchanges and derive most of their income from real estate, natural resources and commodities (MLP) as well as funds investing in insurance linked securities (ILS), in senior loans and up to a maximum of 5% Contingent Convertibles.

#### Structured Products

The Subfund may invest up to 100% of its net assets in structured products (certificates, notes) that are sufficiently liquid, are issued by first-class banks (or by issuers that offer investor protection comparable to that provided by first-class banks), and facilitate exposure to the asset classes specified above (including currencies). These structured products must qualify as securities pursuant to Art. 41 of the Law of December 17, 2010. These structured products must be valued regularly and transparently on the basis of independent sources. Unless these structured products contain embedded derivatives pursuant to Art. 42 (3) of the Law of December 17, 2010, such products must not entail any leverage effect. The underlying of the embedded derivatives contained in such a structured product can only consist in instruments listed in section 1 of Chapter 6, "Investment Restrictions". As well as satisfying the regulations on risk spreading, the underlying baskets and underlying indices must be sufficiently diversified.

#### Derivatives

In accordance with section 1 g) of Chapter 6, "Investment Restrictions", the Subfund may invest up to 100% of its Net Asset Value in derivatives.

Derivatives may be used for the purpose of hedging, efficient portfolio management and the implementation of the investment strategy within the limits set out in Chapter 6, "Investment Restrictions". Amongst others, the Subfund may use forward contracts, futures, options and swap transactions.

The overall currency exposure will be predominantly hedged back in the Reference Currency of the Subfund.

If the underlying of derivatives are financial indices, such indices shall be chosen in accordance with Art. 9 of the Grand-Ducal Regulation of February 8, 2008 and Chapter XIII of the ESMA Guidelines 2014/937 which requires that the composition of the index must be sufficiently diversified, the index represents an adequate benchmark for the market to which it refers and it is published in an appropriate manner ("Eligible Indices").

The core investments of any given Subfund must not exceed 100% of its assets. The principal amount of the Subfund's assets that can be subject to total return swaps may represent up to a maximum of 20% of the net asset value of the Subfund calculated by way of the sum of the notional of the total return swaps. It is generally expected that the amount of such total return swap will remain within the range of 0% to 20% of the net asset value of the Subfund calculated by way of the sum of the notional of the total return swap. In certain circumstances this proportion may be higher.

The sum of the notional takes into account the absolute value of the notional exposure of the total return swaps used by the Subfund. The expected amount of such total return swaps is an indicator of the intensity of the use of total return swaps within the Subfund. However, it is not necessarily an indicator of the investment risks in relation to these instruments, because it does not take into account any netting or hedging effects.

#### Global Exposure

The global exposure of the Subfund will be calculated on the basis of the commitment approach.

#### Risk Information

Investors should note that investments in Target Funds may incur costs both at the Subfund level and at the level of the Target Funds. Furthermore, the value of the units in the Target Funds may be affected by currency fluctuations, currency exchange transactions, tax regulations (including the levying of withholding tax) and any other economic or political factors or changes in the countries in which the Target Fund is invested, along with the aforementioned risks associated with exposure to the emerging markets.

Investors should also note that the Target Funds' investments may be selected without regard to capitalization, sector or geographical location. This may lead at least to a concentration in geographical or sector terms. At the same time, performance may be impaired by the broad risk diversification across a number of Target Funds.

The investment of the assets of the Subfund in units of Target Funds entails a risk that the redemption of the units is subject to restrictions, with the consequence that such investments may be less liquid than other types of investment as the case may be.

In relation to the Subfunds' investment universe, investors should note that there are no restrictions in terms of either the size of issuers or of the issuers' credit ratings; consequently, investors should refer to the corresponding risks specified in Chapter 7, "Risk Factors".

Potential investors should note that, in addition to the risks specified in Chapter 7, "Risk Factors", the prospective returns generated by securities of issuers in the emerging markets are generally higher than those generated by similar securities issued by equivalent issuers in the developed, industrialized countries. Emerging countries and developing markets are defined as countries which are not classified by the World Bank as high income countries. In addition, high income countries which are included in an emerging market financial index of a leading service provider may also be considered as emerging countries and developing markets if deemed appropriate by the Management Company in the context of a Subfund's investment universe.

Since the Subfund may invest in debt instruments in the non-investment grade sector, the underlying debt instruments may present a greater risk in terms of downgrading or may exhibit a greater default risk than debt instruments of first-class issuers. The higher return should be viewed as compensation for the greater degree of risk attached to the underlying debt instruments and the Subfund's higher volatility.

In addition to the risks entailed by traditional forms of investments (market, credit and liquidity risks), alternative investments (especially hedge funds) entail a number of specific risks due on the one hand to the fact that their investment strategy may involve the short sale of securities and, on the other hand, to the fact that a leverage effect is created by borrowing and by the use of derivatives.

Owing to this leverage, the value of a Subfund's assets rises faster than the associated costs (specifically the interest on the loans and the premiums on the derivatives used) when the capital gains on the investments acquired with the help of leverage effects are greater. When the prices fall, however, this effect is offset by a correspondingly rapid decrease in the fund's assets. The use of derivative instruments and especially of short selling can, in extreme cases, lead to an investment in an individual Target Fund being written off altogether.

Most hedge funds are registered in countries in which the legal framework, and especially supervision by the authorities, either does not exist or does not correspond to the standards applied in western Europe or other comparable countries.

The success of hedge funds depends in particular on the competence of the fund managers and the suitability of the infrastructure available to them.

Investments in product, commodity or precious metal indices differ from traditional investments and entail additional risk potential and higher volatility. The assets of the Subfund are subject to the usual fluctuations experienced by the sector in question. The value of the products, commodities or precious metals is affected, for example, by fluctuations in the commodity markets, by natural or medical emergencies, by economic, political or regulatory developments around the world, and – in the case of derivatives and structured products – also by changes in interest rates. The volatility of commodity indices and historical financial market scenarios are not a guarantee of future trends.

The risks entailed in alternative investments are considerable, so exposure to these investments increases the potential for losses accordingly. The Management Company, however, will seek to minimize such risks by a strict selection of investments acquired and by an appropriate spreading of risk.

The distributions or dividends generated by the Company's investments for the account of the Subfund may be subject to non-recoverable withholding tax. This may impair the Subfund's income. Furthermore, capital gains accruing to the Company for the account of the Subfund may be subject to capital gains tax and to repatriation limitations.

The use of derivatives also involves specific risks. Accordingly, potential investors are referred in particular to the risks associated with derivatives set out in Chapter 7, "Risk Factors".

In addition, potential investors should note that various money flow risks arising from adjustments necessitated by subscriptions and redemptions may reduce the targeted return. Moreover, potential investors should be aware of the fact that the counterparty risk cannot be eliminated completely in derivative strategies. In case of default of the counterparty, the investor returns may be reduced. However, when it has been considered as appropriate, the Subfund will endeavour to mitigate this risk by the receipt of financial collateral given as guarantees or minimize this risk by taking various diversification measures.

Investments in the Subfund are subject to price fluctuations. There can therefore be no guarantee that the investment objective will be met.

Contingent capital instruments can convert from bonds to equities or could be written-down should specific events occur (a so-called "mechanical trigger"). The conversion into equity or a write-down may lead to a substantial loss in value. In the event of a conversion, the equities received may be at a discount to the share price of that equity when the bond was purchased, resulting in an increased risk of capital loss. Contingent capital instruments may, in addition to or next to, mechanical triggers, be subject to "point of non-viability triggers" which bear the same consequences, i.e. conversion into equity or write-down. These point of non-viability triggers are activated based on the relevant regulator's assessment of the issuers solvency prospects. Certain subordinated corporate debt securities may be callable, meaning they may be redeemed by the issuer on a specific date at a predefined price. In the event such debt securities are not redeemed on the

specified call date, the issuer may extend the maturity indefinitely and defer or reduce the coupon payment. The credit worthiness of unrated debt securities is not measured by reference to an independent credit rating agency. Subordinated corporate debt securities carry a higher risk of loss than senior corporate debt securities, including those issued by the same issuer. Investors are advised to consider the risks corresponding to investments in contingent capital instruments set out in Chapter 7, "Risk Factors".

Sustainability risks may result in a negative impact on the returns of the Subfund. The main sustainability risks are identified and managed in the context of the overall risk management process and may change over time.

Potential investors are also referred to the risks set out in Chapter 7, "Risk Factors" under section "Sustainability Risks".

#### Investor Profile

The Subfund is suitable for investors with medium risk tolerance and a medium-term view who wish to seek exposure to risk and return characteristics of mixed assets.

#### Costs Associated with Investment in Target Funds

Referring to section 5 of Chapter 6, "Investment Restrictions", investors should note that investments in Target Funds generally incur costs both at the Subfund level and at the level of the Target Funds.

The cumulative management fee (excluding performance fees, if applicable) at Subfund and Target Fund level shall not exceed 3.00%.

#### Investment Manager

The Management Company has appointed Credit Suisse Asset Management (Schweiz) AG, Zurich, as Investment Manager to perform the management of the Subfund.

#### Subscription, Redemption and Conversion of Shares

Subscription, redemption and conversion applications must be submitted in written form to the Central Administration or a Distributor authorized by the Company to accept such applications, by 1 p.m. (Central European Time) two Banking Days prior to the Valuation Day on any day on which banks are open for business in Luxembourg.

Subscription, redemption or conversion applications received after this cut-off point shall be deemed to have been received prior to 1 p.m. on the next following Banking Day.

Payment of the issue price must be effected one Banking Day after the Valuation Day on which the issue price of the Shares was determined. Payment of the redemption price of the Shares shall be made one Banking Day following calculation of this price.

#### Adjustment of the Net Asset Value (Single Swing Pricing)

The Net Asset Value calculated in accordance with Chapter 8, "Net Asset Value" will be increased by up to a maximum of 2% per Share in the event of a net surplus of subscription applications or reduced by up to a maximum of 2% per Share in the event of a net surplus of redemption applications in respect of the applications received on the respective Valuation Day.

**Under exceptional circumstances the Company may, in the interest of Shareholders, decide to increase the maximum swing factor indicated above. In such case the Company would inform the investors in accordance with Chapter 14, "Information for Shareholders".**

## Credit Suisse (Lux) Systematic Index Fund Growth CHF

The currency mentioned in the Subfund's names is merely the Reference Currency in which the performance and Net Asset Value of the Subfund is calculated, and is not necessarily the Subfund's investment currency.

Investments may be denominated in any currency.

The Subfund is actively managed without reference to a benchmark.

### Investment Objective

Within the Subfund, the aim is to achieve long-term capital growth in the respective Reference Currency – while taking due account of the principle of risk diversification and the liquidity of the assets – by investing in the asset classes described below and focusing on capital and currency gains.

### Investment Principles

The Subfund invests worldwide (including Emerging Market Countries) primarily in a broadly diversified portfolio of index-linked investment instruments (over 50%) and investment funds ("Target Funds"), including exchange traded funds, structured products and derivatives, and all the investment instruments listed in section 1 of Chapter 6, "Investment Restrictions", subject to the restrictions specified in said Chapter. To achieve the investment objective the investment decisions are based on a systematic approach on short-term momentum and long-term mean reversion.

The Subfund will invest more than 50% of the value of its total assets in Qualifying Equity Instruments.

Subject to conditions set out in Chapter 4 "Investment Policy", the Subfund may invest in ancillary liquid assets (i.e., bank deposits at sight) up to 20% of the total net assets of the Subfund in order to cover current or exceptional payments, or for the time necessary to reinvest in eligible assets under Part I of the Law of December 17, 2010 or for a period of time strictly necessary in case of unfavourable market conditions.

The Subfund qualifies as a financial product under Art. 8 (1) of SFDR.

**Information about the environmental or social characteristics promoted by the Subfund is available in the SFDR Annex of this Prospectus.**

### Asset Allocation

The total exposure to the asset classes listed below, whether direct or indirect, must not exceed the limits specified below (in % of the Subfund's net assets):

Asset class	Bandwidth
Liquidity	0–50%
Fixed-interest securities (including High Yield investments)	0–50%
Equities and equity-related securities	50–80%
Alternative investments	0–20%

In compliance with the provisions of Chapter 6, "Investment Restrictions", the exposure to liquid investments will be achieved directly through investments in cash, time deposits, fixed term deposits, money market instruments which are compliant with the CESR Guidelines on a common definition of European money market funds (CESR/10-049) or indirectly through Target Funds investing in those instruments and liquidity funds and money market funds.

Depending on the market assessment, liquid assets (including ancillary liquid assets as set out above), as referred in Chapter 4 "Investment Policy", may account for up to 50% of the Subfund's net assets.

In compliance with the provisions of Chapter 6, "Investment Restrictions", the exposure to alternative investments will be achieved indirectly through the use of one or more of the instruments listed below. The exposure to alternative investments may be achieved through investments in commodities (including the individual categories of commodities), real estate, natural resources, private equity, hedge funds and precious metals or any combination of these sub-classes.

If the alternative investments are to be tracked via derivatives, this must be done using derivatives which have a financial index as their underlying.

### Investment Instruments

To achieve its investment objective, the Subfund may – subject to the aforementioned investment principles – use any of the instruments listed in section 1 of Chapter 6, "Investment Restrictions"; these may include, but not be limited to, the instruments specified below:

#### Target Funds

Contrary to what is stated in section 5 of Chapter 6, "Investment Restrictions", the Subfund may invest up to 100% of its Net Asset Value in units of other UCITSs and/or other UCIs pursuant to section 1 e) of Chapter 6, "Investment Restrictions". The Target Funds may in particular comprise master limited partnerships, i.e.

limited partnerships that are listed on stock exchanges and derive most of their income from real estate, natural resources and commodities (MLP) as well as funds investing in insurance linked securities (ILS), in senior loans and up to a maximum of 5% Contingent Convertibles.

#### Structured Products

The Subfund may invest up to 100% of its net assets in structured products (certificates, notes) that are sufficiently liquid, are issued by first-class banks (or by issuers that offer investor protection comparable to that provided by first-class banks), and facilitate exposure to the asset classes specified above (including currencies). These structured products must qualify as securities pursuant to Art. 41 of the Law of December 17, 2010. These structured products must be valued regularly and transparently on the basis of independent sources. Unless these structured products contain embedded derivatives pursuant to Art. 42 (3) of the Law of December 17, 2010, such products must not entail any leverage effect. The underlying of the embedded derivatives contained in such a structured product can only consist in instruments listed in section 1 of Chapter 6, "Investment Restrictions". As well as satisfying the regulations on risk spreading, the underlying baskets and underlying indices must be sufficiently diversified.

#### Derivatives

In accordance with section 1 g) of Chapter 6, "Investment Restrictions", the Subfund may invest up to 100% of its Net Asset Value in derivatives. Derivatives may be used for the purpose of hedging, efficient portfolio management and the implementation of the investment strategy within the limits set out in Chapter 6, "Investment Restrictions". Amongst others, the Subfund may use forward contracts, futures, options and swap transactions (including credit default swaps and total return swaps).

The overall currency exposure will be predominantly hedged back in the Reference Currency of the Subfund.

If the underlying of derivatives are financial indices, such indices shall be chosen in accordance with Art. 9 of the Grand-Ducal Regulation of February 8, 2008 and Chapter XIII of the ESMA Guidelines 2014/937 which requires that the composition of the index must be sufficiently diversified, the index represents an adequate benchmark for the market to which it refers and it is published in an appropriate manner ("Eligible Indices").

The core investments of any given Subfund must not exceed 100% of its assets. The principal amount of the Subfund's assets that can be subject to total return swaps may represent up to a maximum of 20% of the net asset value of the Subfund calculated by way of the sum of the notionals of the total return swaps. It is generally expected that the amount of such total return swap will remain within the range of 0% to 20% of the net asset value of the Subfund calculated by way of the sum of the notionals of the total return swap. In certain circumstances this proportion may be higher.

The sum of the notionals takes into account the absolute value of the notional exposure of the total return swaps used by the Subfund. The expected amount of such total return swaps is an indicator of the intensity of the use of total return swaps within the Subfund. However, it is not necessarily an indicator of the investment risks in relation to these instruments, because it does not take into account any netting or hedging effects.

#### Global Exposure

The global exposure of the Subfund will be calculated on the basis of the commitment approach.

#### Risk Information

Investors should note that investments in Target Funds generally incur costs both at the Subfund level and at the level of the Target Funds. Furthermore, the value of the units in the Target Funds may be affected by currency fluctuations, currency exchange transactions, tax regulations (including the levying of withholding tax) and any other economic or political factors or changes in the countries in which the Target Fund is invested, along with the aforementioned risks associated with exposure to the emerging markets.

Investors should also note that the Target Funds' investments may be selected without regard to capitalization, sector or geographical location. This may lead at least to a concentration in geographical or sector terms. At the same time, performance may be impaired by the broad risk diversification across a number of Target Funds.

The investment of the assets of the Subfund in units of Target Funds entails a risk that the redemption of the units is subject to restrictions, with the consequence that such investments may be less liquid than other types of investment as the case may be.

In relation to the Subfund's investment universe, investors should note that there are no restrictions in terms of either the size of issuers or of the issuers' credit ratings; consequently, investors should refer to the corresponding risks specified in Chapter 7, "Risk Factors".

Potential investors should note that, in addition to the risks specified in Chapter 7, "Risk Factors", the prospective returns generated by securities of issuers in the emerging markets are generally higher than those generated by similar securities issued by equivalent issuers in the developed, industrialized countries. Emerging countries and developing markets are defined as countries which are not classified by the World Bank as high income countries. In addition, high income countries which are included in an emerging market financial index of a leading service provider may also be considered as emerging countries and developing markets if deemed appropriate by the Management Company in the context of a Subfund's investment universe.

Since the Subfund may invest in debt instruments in the non-investment grade sector, the underlying debt instruments may present a greater risk in terms of downgrading or may exhibit a greater default risk than debt instruments of first-class issuers. The higher return should be viewed as compensation for the greater degree of risk attached to the underlying debt instruments and the Subfunds' higher volatility.

In addition to the risks entailed by traditional forms of investments (market, credit and liquidity risks), alternative investments (especially hedge funds) entail a number of specific risks due on the one hand to the fact that their investment strategy may involve the short sale of securities and, on the other hand, to the fact that a leverage effect is created by borrowing and by the use of derivatives.

Owing to this leverage, the value of a Subfund's assets rises faster than the associated costs (specifically the interest on the loans and the premiums on the derivatives used) when the capital gains on the investments acquired with the help of leverage effects are greater. When the prices fall, however, this effect is offset by a correspondingly rapid decrease in the fund's assets. The use of derivative instruments and especially of short selling can, in extreme cases, lead to an investment in an individual Target Fund being written off altogether.

Most hedge funds are registered in countries in which the legal framework, and especially supervision by the authorities, either does not exist or does not correspond to the standards applied in western Europe or other comparable countries.

The success of hedge funds depends in particular on the competence of the fund managers and the suitability of the infrastructure available to them.

Investments in product, commodity or precious metal indices differ from traditional investments and entail additional risk potential and higher volatility. The assets of the Subfund are subject to the usual fluctuations experienced by the sector in question. The value of the products, commodities or precious metals is affected, for example, by fluctuations in the commodity markets, by natural or medical emergencies, by economic, political or regulatory developments around the world, and – in the case of derivatives and structured products – also by changes in interest rates. The volatility of commodity indices and historical financial market scenarios are not a guarantee of future trends.

The risks entailed in alternative investments are considerable, so exposure to these investments increases the potential for losses accordingly. The Management Company, however, will seek to minimize such risks by a strict selection of investments acquired and by an appropriate spreading of risk.

The distributions or dividends generated by the Company's investments for the account of the Subfund may be subject to non-recoverable withholding tax. This may impair the Subfund's income. Furthermore, capital gains accruing to the Company for the account of the Subfund may be subject to capital gains tax and to repatriation limitations.

The use of derivatives also involves specific risks. Accordingly, potential investors are referred in particular to the risks associated with derivatives set out in Chapter 7, "Risk Factors".

In addition, potential investors should note that various money flow risks arising from adjustments necessitated by subscriptions and redemptions may reduce the targeted return. Moreover, potential investors should be aware of the fact that the counterparty risk cannot be eliminated completely in derivative strategies. In case of default of the counterparty, the investor returns may be reduced. However, when it has been considered as appropriate, the Subfund will endeavour to mitigate this risk by the receipt of financial collateral given as guarantees or minimize this risk by taking various diversification measures.

Investments in the Subfund are subject to price fluctuations. There can therefore be no guarantee that the investment objective will be met.

Contingent capital instruments can convert from bonds to equities or could be written-down should specific events occur (a so-called "mechanical trigger"). The conversion into equity or a write-down may lead to a substantial loss in value. In the event of a conversion, the equities received may be at a discount to the share price of that equity when the bond was purchased, resulting in an increased risk of capital loss. Contingent capital instruments may, in addition to or next to, mechanical triggers, be subject to "point of non-viability triggers" which bear the same consequences, i.e. conversion into equity or write-down. These point of non-viability triggers are activated based on the relevant regulator's assessment of the issuers solvency prospects. Certain subordinated corporate debt securities may be callable, meaning they may be redeemed by the issuer on a specific date at a predefined price. In the event such debt securities are not redeemed on the

specified call date, the issuer may extend the maturity indefinitely and defer or reduce the coupon payment. The credit worthiness of unrated debt securities is not measured by reference to an independent credit rating agency. Subordinated corporate debt securities carry a higher risk of loss than senior corporate debt securities, including those issued by the same issuer. Investors are advised to consider the risks corresponding to investments in contingent capital instruments set out in Chapter 7, "Risk Factors".

Sustainability risks may result in a negative impact on the returns of the Subfund. The main sustainability risks are identified and managed in the context of the overall risk management process and may change over time.

Potential investors are also referred to the risks set out in Chapter 7, "Risk Factors" under section "Sustainability Risks".

### Investor Profile

The Subfund is suitable for investors with medium risk tolerance and a long-term view who wish to seek exposure to risk and return characteristics of mixed assets.

### Costs Associated with Investment in Target Funds

Referring to section 5 of Chapter 6, "Investment Restrictions", investors should note that investments in Target Funds generally incur costs both at the Subfund level and at the level of the Target Funds.

The cumulative management fee (excluding performance fees, if applicable) at Subfund and Target Fund level shall not exceed 3.00%.

### Investment Manager

The Management Company has appointed Credit Suisse Asset Management (Schweiz) AG, Zurich, as Investment Manager to perform the management of the Subfund.

### Subscription, Redemption and Conversion of Shares

Subscription, redemption and conversion applications must be submitted in written form to the Central Administration or a Distributor authorized by the Company to accept such applications, by 1 p.m. (Central European Time) two Banking Days prior to the Valuation Day on any day on which banks are open for business in Luxembourg.

Subscription, redemption or conversion applications received after this cut-off point shall be deemed to have been received prior to 1 p.m. on the next following Banking Day.

Payment of the issue price must be effected one Banking Day after the Valuation Day on which the issue price of the Shares was determined. Payment of the redemption price of the Shares shall be made one Banking Day following calculation of this price.

### Adjustment of the Net Asset Value (Single Swing Pricing)

The Net Asset Value calculated in accordance with Chapter 8, "Net Asset Value" will be increased by up to a maximum of 2% per Share in the event of a net surplus of subscription applications or reduced by up to a maximum of 2% per Share in the event of a net surplus of redemption applications in respect of the applications received on the respective Valuation Day.

**Under exceptional circumstances the Company may, in the interest of Shareholders, decide to increase the maximum swing factor indicated above. In such case the Company would inform the investors in accordance with Chapter 14, "Information for Shareholders".**

## Credit Suisse (Lux) Systematic Index Fund Yield CHF

The currency mentioned in the Subfund's names is merely the Reference Currency in which the performance and Net Asset Value of the Subfund is calculated, and is not necessarily the Subfund's investment currency.

Investments may be denominated in any currency.

The Subfund is actively managed without reference to a benchmark.

### Investment Objective

Within the Subfund, the aim is to generate as much income as possible in the respective Reference Currency – while taking due account of the principle of risk diversification and the liquidity of the assets – by investing in the asset classes described below and focusing on current income.

### Investment Principles

The Subfund invests worldwide (including Emerging Market Countries) primarily in a broadly diversified portfolio of index-linked investment instruments (over 50%) and investment funds ("Target Funds"), including exchange traded funds, structured products and derivatives, and all the investment instruments listed in section 1 of Chapter 6, "Investment Restrictions", subject to the restrictions specified in said Chapter. To achieve the investment objective the investment decisions are based on a systematic approach on short-term momentum and long-term mean reversion.

Subject to conditions set out in Chapter 4 "Investment Policy", the Subfund may invest in ancillary liquid assets (i.e., bank deposits at sight) up to 20% of the total net assets of the Subfund in order to cover current or exceptional payments, or for the time necessary to reinvest in eligible assets under Part I of the Law of December 17, 2010 or for a period of time strictly necessary in case of unfavourable market conditions.

The Subfund qualifies as a financial product under Art. 8 (1) of SFDR.

**Information about the environmental or social characteristics promoted by the Subfund is available in the SFDR Annex of this Prospectus.**

### Asset Allocation

The total exposure to the asset classes listed below, whether direct or indirect, must not exceed the limits specified below (in % of the Subfund's net assets):

Asset class	Bandwidth
Liquidity	0–50%
Fixed-interest securities (including High Yield investments)	35–85%
Equities and equity-related securities	15–35%
Alternative investments	0–20%

In compliance with the provisions of Chapter 6, "Investment Restrictions", the exposure to liquid investments will be achieved directly through investments in cash, time deposits, fixed term deposits, money market instruments which are compliant with the CESR Guidelines on a common definition of European money market funds (CESR/10-049) or indirectly through Target Funds investing in those instruments and liquidity funds and money market funds.

Depending on the market assessment, liquid assets (including ancillary liquid assets as set out above), as referred in Chapter 4 "Investment Policy", may account for up to 50% of the Subfund's net assets.

In compliance with the provisions of Chapter 6, "Investment Restrictions", the exposure to alternative investments will be achieved indirectly through the use of one or more of the instruments listed below. The exposure to alternative investments may be achieved through investments in commodities (including the individual categories of commodities), real estate, natural resources, private equity, hedge funds and precious metals or any combination of these sub-classes.

If the alternative investments are to be tracked via derivatives, this must be done using derivatives which have a financial index as their underlying.

### Investment Instruments

To achieve its investment objective, the Subfund may – subject to the aforementioned investment principles – use any of the instruments listed in section 1 of Chapter 6, "Investment Restrictions"; these may include, but not be limited to, the instruments specified below:

#### Target Funds

Contrary to what is stated in section 5 of Chapter 6, "Investment Restrictions", the Subfunds may invest up to 100% of its Net Asset Value in units of other UCITSs and/or other UCIs pursuant to section 1 e) of Chapter 6, "Investment Restrictions". The Target Funds may in particular comprise master limited partnerships, i.e. limited partnerships that are listed on stock exchanges and derive most of their income from real estate, natural resources and commodities (MLP) as well as

funds investing in insurance linked securities (ILS), in senior loans and up to a maximum of 5% Contingent Convertibles.

#### Structured Products

The Subfund may invest up to 100% of its net assets in structured products (certificates, notes) that are sufficiently liquid, are issued by first-class banks (or by issuers that offer investor protection comparable to that provided by first-class banks), and facilitate exposure to the asset classes specified above (including currencies). These structured products must qualify as securities pursuant to Art. 41 of the Law of December 17, 2010. These structured products must be valued regularly and transparently on the basis of independent sources. Unless these structured products contain embedded derivatives pursuant to Art. 42 (3) of the Law of December 17, 2010, such products must not entail any leverage effect. The underlying of the embedded derivatives contained in such a structured product can only consist in instruments listed in section 1 of Chapter 6, "Investment Restrictions". As well as satisfying the regulations on risk spreading, the underlying baskets and underlying indices must be sufficiently diversified.

#### Derivatives

In accordance with section 1 g) of Chapter 6, "Investment Restrictions", the Subfunds may invest up to 100% of its Net Asset Value in derivatives. Derivatives may be used for the purpose of hedging, efficient portfolio management and the implementation of the investment strategy within the limits set out in Chapter 6, "Investment Restrictions". Amongst others, the Subfund may use forward contracts, futures, options and swap transactions (including credit default swaps and total return swaps).

The overall currency exposure will be predominantly hedged back in the Reference Currency of the Subfund.

If the underlying of derivatives are financial indices, such indices shall be chosen in accordance with Art. 9 of the Grand-Ducal Regulation of February 8, 2008 and Chapter XIII of the ESMA Guidelines 2014/937 which requires that the composition of the index must be sufficiently diversified, the index represents an adequate benchmark for the market to which it refers and it is published in an appropriate manner ("Eligible Indices").

The core investments of any given Subfund must not exceed 100% of its assets. The principal amount of the Subfund's assets that can be subject to total return swaps may represent up to a maximum of 20% of the net asset value of the Subfund calculated by way of the sum of the notionals of the total return swaps. It is generally expected that the amount of such total return swap will remain within the range of 0% to 20% of the net asset value of the Subfund calculated by way of the sum of the notionals of the total return swap. In certain circumstances this proportion may be higher.

The sum of the notionals takes into account the absolute value of the notional exposure of the total return swaps used by the Subfund. The expected amount of such total return swaps is an indicator of the intensity of the use of total return swaps within the Subfund. However, it is not necessarily an indicator of the investment risks in relation to these instruments, because it does not take into account any netting or hedging effects.

#### Global Exposure

The global exposure of the Subfund will be calculated on the basis of the commitment approach.

#### Risk Information

Investors should note that investments in Target Funds generally incur costs both at the Subfund level and at the level of the Target Funds. Furthermore, the value of the units in the Target Funds may be affected by currency fluctuations, currency exchange transactions, tax regulations (including the levying of withholding tax) and any other economic or political factors or changes in the countries in which the Target Fund is invested, along with the aforementioned risks associated with exposure to the emerging markets.

Investors should also note that the Target Funds' investments may be selected without regard to capitalization, sector or geographical location. This may lead at least to a concentration in geographical or sector terms. At the same time, performance may be impaired by the broad risk diversification across a number of Target Funds.

The investment of the assets of the Subfund in units of Target Funds entails a risk that the redemption of the units is subject to restrictions, with the consequence that such investments may be less liquid than other types of investment as the case may be.

In relation to the Subfund's investment universe, investors should note that there are no restrictions in terms of either the size of issuers or of the issuers' credit ratings; consequently, investors should refer to the corresponding risks specified in Chapter 7, "Risk Factors".

Potential investors should note that, in addition to the risks specified in Chapter 7, "Risk Factors", the prospective returns generated by securities of issuers in the

emerging markets are generally higher than those generated by similar securities issued by equivalent issuers in the developed, industrialized countries. Emerging countries and developing markets are defined as countries which are not classified by the World Bank as high income countries. In addition, high income countries which are included in an emerging market financial index of a leading service provider may also be considered as emerging countries and developing markets if deemed appropriate by the Management Company in the context of a Subfund's investment universe. Since the Subfund may invest in debt instruments in the non-investment grade sector, the underlying debt instruments may present a greater risk in terms of downgrading or may exhibit a greater default risk than debt instruments of first-class issuers. The higher return should be viewed as compensation for the greater degree of risk attached to the underlying debt instruments and the Subfund's higher volatility.

In addition to the risks entailed by traditional forms of investments (market, credit and liquidity risks), alternative investments (especially hedge funds) entail a number of specific risks due on the one hand to the fact that their investment strategy may involve the short sale of securities and, on the other hand, to the fact that a leverage effect is created by borrowing and by the use of derivatives.

Owing to this leverage, the value of a Subfund's assets rises faster than the associated costs (specifically the interest on the loans and the premiums on the derivatives used) when the capital gains on the investments acquired with the help of leverage effects are greater. When the prices fall, however, this effect is offset by a correspondingly rapid decrease in the fund's assets. The use of derivative instruments and especially of short selling can in extreme cases lead to an investment in an individual Target Fund being written off altogether.

Most hedge funds are registered in countries in which the legal framework, and especially supervision by the authorities, either does not exist or does not correspond to the standards applied in western Europe or other comparable countries.

The success of hedge funds depends in particular on the competence of the fund managers and the suitability of the infrastructure available to them.

Investments in product, commodity or precious metal indices differ from traditional investments and entail additional risk potential and higher volatility. The assets of the Subfund are subject to the usual fluctuations experienced by the sector in question. The value of the products, commodities or precious metals is affected, for example, by fluctuations in the commodity markets, by natural or medical emergencies, by economic, political or regulatory developments around the world, and – in the case of derivatives and structured products – also by changes in interest rates. The volatility of commodity indices and historical financial market scenarios are not a guarantee of future trends.

The risks entailed in alternative investments are considerable, so exposure to these investments increases the potential for losses accordingly. The Management Company, however, will seek to minimize such risks by a strict selection of investments acquired and by an appropriate spreading of risk.

The distributions or dividends generated by the Company's investments for the account of the Subfund may be subject to non-recoverable withholding tax. This may impair the Subfund's income. Furthermore, capital gains accruing to the Company for the account of the Subfund may be subject to capital gains tax and to repatriation limitations.

The use of derivatives also involves specific risks. Accordingly, potential investors are referred in particular to the risks associated with derivatives set out in Chapter 7, "Risk Factors".

In addition, potential investors should note that various money flow risks arising from adjustments necessitated by subscriptions and redemptions may reduce the targeted return. Moreover, potential investors should be aware of the fact that the counterparty risk cannot be eliminated completely in derivative strategies. In case of default of the counterparty, the investor returns may be reduced. However, when it has been considered as appropriate, the Subfund will endeavour to mitigate this risk by the receipt of financial collateral given as guarantees or minimize this risk by taking various diversification measures.

Investments in the Subfund are subject to price fluctuations. There can therefore be no guarantee that the investment objective will be met.

Contingent capital instruments can convert from bonds to equities or could be written-down should specific events occur (a so-called "mechanical trigger"). The conversion into equity or a write-down may lead to a substantial loss in value. In the event of a conversion, the equities received may be at a discount to the share price of that equity when the bond was purchased, resulting in an increased risk of capital loss. Contingent capital instruments may, in addition to or next to, mechanical triggers, be subject to "point of non-viability triggers" which bear the same consequences, i.e. conversion into equity or write-down. These point of non-viability triggers are activated based on the relevant regulator's assessment of the issuers solvency prospects. Certain subordinated corporate debt securities may be callable, meaning they may be redeemed by the issuer on a specific date at a predefined price. In the event such debt securities are not redeemed on the specified call date, the issuer may extend the maturity indefinitely and defer or reduce the coupon payment. The credit worthiness of unrated debt securities is not measured by reference to an independent credit rating agency. Subordinated

corporate debt securities carry a higher risk of loss than senior corporate debt securities, including those issued by the same issuer. Investors are advised to consider the risks corresponding to investments in contingent capital instruments set out in Chapter 7, "Risk Factors".

Sustainability risks may result in a negative impact on the returns of the Subfund. The main sustainability risks are identified and managed in the context of the overall risk management process and may change over time.

Potential investors are also referred to the risks set out in Chapter 7, "Risk Factors" under section "Sustainability Risks".

### Investor Profile

The Subfund is suitable for investors with medium risk tolerance and a medium-term view who wish to seek exposure to risk and return characteristics of mixed assets.

### Costs Associated with Investment in Target Funds

Referring to section 5 of Chapter 6, "Investment Restrictions", investors should note that investments in Target Funds generally incur costs both at the Subfund level and at the level of the Target Funds.

The cumulative management fee (excluding performance fees, if applicable) at Subfund and Target Fund level shall not exceed 3.00%.

### Investment Manager

The Management Company has appointed Credit Suisse Asset Management (Schweiz) AG, Zurich, as Investment Manager to perform the management of the Subfund.

### Subscription, Redemption and Conversion of Shares

Subscription, redemption and conversion applications must be submitted in written form to the Central Administration or a Distributor authorized by the Company to accept such applications, by 1 p.m. (Central European Time) two Banking Days prior to the Valuation Day on any day on which banks are open for business in Luxembourg.

Subscription, redemption or conversion applications received after this cut-off point shall be deemed to have been received prior to 1 p.m. on the next following Banking Day.

Payment of the issue price must be effected one Banking Day after the Valuation Day on which the issue price of the shares was determined. Payment of the redemption price of the shares shall be made one Banking Day following calculation of this price.

### Adjustment of the Net Asset Value (Single Swing Pricing)

The Net Asset Value calculated in accordance with Chapter 8, "Net Asset Value" will be increased by up to a maximum of 2% per Share in the event of a net surplus of subscription applications or reduced by up to a maximum of 2% per Share in the event of a net surplus of redemption applications in respect of the applications received on the respective Valuation Day.

**Under exceptional circumstances the Company may, in the interest of Shareholders, decide to increase the maximum swing factor indicated above. In such case the Company would inform the investors in accordance with Chapter 14, "Information for Shareholders".**

## Credit Suisse (Lux) Thematic Opportunities Equity Fund

### Investment Objective

The objective of the Subfund is to achieve the highest possible return in US dollars (Reference Currency) while taking due account of the principle of risk diversification, the security of the capital invested, and the liquidity of the assets. This Subfund aims to outperform the return of the MSCI World ESG Leaders (NR). The Subfund is actively managed. The benchmark is used as a reference point for portfolio construction and as a basis for setting risk constraints, and/or for Performance Fee measurement purposes. The majority of the Subfund's equity securities will not necessarily be components of or have weightings derived from the Benchmark. The Investment Manager will use its discretion to significantly deviate the weighting of certain components of the benchmark and to significantly invest in equity securities not included in the benchmark in order to take advantage of specific investment opportunities. It is thus expected that the performance of the Subfund will significantly deviate from the benchmark.

### Investment Principles

At least two-thirds of this Subfund's total net assets are invested worldwide (including emerging markets) in equities and equity-type securities and rights (American depository receipts [ADRs], global depository receipts, profit-sharing certificates, participation certificates, dividend rights certificates, etc.) issued by companies which may benefit from long-term secular themes expected to lead to over-average growth in the future such as, but not limited to, digitalization, safety and security, automation, changing demographics, infrastructure or environmental matters. The investment manager will actively manage the allocation to different themes depending on his out/underperformance expectations from the stocks qualifying in each theme.

Furthermore, the Subfund may invest in companies which obtain the majority of their revenues by financing activities within such themes.

Securities are selected irrespective of their market capitalization but with a strong focus on small- and mid-sized companies.

For hedging purposes, and in the interest of the efficient management of the portfolio as well as for the implementation of the investment strategy the aforementioned investments may also be effected by way of derivatives, provided the limits set out in Chapter 6, "Investment Restrictions" are observed. Derivatives may include futures and options on equities, be linked to security baskets or indices and shall be chosen in accordance with Art. 9 of the Grand-Ducal Decree of February 8, 2008.

The Subfund may – subject to the investment principles set out above – invest up to 10% of its net assets in structured products (certificates, notes) on equities, equity-type securities, equity baskets and equity indices that are sufficiently liquid and are issued by first-class banks (or by issuers that offer investor protection comparable to that provided by first-class banks). These structured products must qualify as securities pursuant to Art. 41 of the Law of December 17, 2010. Moreover, these structured products must be valued regularly and transparently on the basis of independent sources. Structured products must not entail any leverage effect. As well as satisfying the regulations on risk spreading, the equity baskets and equity indices must be sufficiently diversified.

Furthermore, to hedge currency risks and to gear its assets to one or more other currencies, the Subfund may enter into forward foreign exchange and other currency derivatives in accordance with section 3 of Chapter 6, "Investment Restrictions".

The indices on which such derivatives are based shall be chosen in accordance with Art. 9 of the Grand-Ducal Decree of February 8, 2008.

Subject to conditions set out in Chapter 4 "Investment Policy", the Subfund may invest in ancillary liquid assets (i.e., bank deposits at sight) up to 20% of the total net assets of the Subfund in order to cover current or exceptional payments, or for the time necessary to reinvest in eligible assets under Part I of the Law of December 17, 2010 or for a period of time strictly necessary in case of unfavourable market conditions. In addition to the bank deposits at sight referred to above, the Subfund may also invest up to one third of its net assets (including the bank deposits at sight referred to above) in equities and equity-type securities of companies not fulfilling the above requirements, cash, time deposits, liquidity funds, money market funds, money market instruments, fixed income securities, which may include, but not limited to, bonds, notes, and similar fixed and variable interest rate securities, discounted securities issued by public, private and semi-private issuers worldwide (including emerging markets). In any case and for the avoidance of doubt, investment in liquidity funds and money market funds is limited to 10% of the total net assets.

The Subfund will invest more than 50% of the value of its total assets in Qualifying Equity Instruments.

The Subfund qualifies as a financial product under Art. 8 (1) of SFDR.

**Information about the environmental or social characteristics promoted by the Subfund is available in the SFDR Annex of this Prospectus.**

### Global Exposure

The global exposure of the Subfund will be calculated on the basis of the commitment approach.

### Risk Information

Investors should read, be aware of and consider Chapter 7, "Risk Factors" of the Prospectus and the risk information described below.

The Subfund may invest in emerging markets. The probable returns on securities of issuers from emerging countries (emerging markets) are generally higher than the returns on similar securities of equivalent issuers from countries not classed as emerging (i.e. developed countries). Emerging countries and developing markets are defined as countries which are not classified by the World Bank as high income countries. In addition, high income countries which are included in an emerging market financial index of a leading service provider may also be considered as emerging countries and developing markets if deemed appropriate by the Management Company in the context of a Subfund's investment universe. The markets in emerging countries are much less liquid than the developed equity markets. Moreover, in the past, these markets have experienced higher volatility than the developed markets.

Potential investors should be aware that, due to the political and economic situation in emerging countries, investments in this Subfund entail a greater degree of risk, which could in turn reduce the return on the Subfund's assets. Investments in this Subfund should only be made on a long-term basis. Investments in emerging markets are exposed to the following risks (among others): less effective public supervision, accounting and auditing methods and standards which do not match the requirements of Western legislation, possible restrictions on repatriation of the capital invested, counterparty risk in respect of individual transactions, market volatility, and insufficient liquidity affecting the Subfund's investments. Investing in the securities of smaller, lesser-known companies involves greater risk and the possibility of greater price volatility due to the less certain growth prospects of smaller firms, the lower degree of liquidity of the markets for such stocks and the greater sensitivity of smaller companies to changing market conditions. It must also be borne in mind that companies are selected regardless of their market capitalization (micro, small, mid, large caps) or sector. This may lead to a concentration in terms of market segments or sectors on fund or security level.

A fluctuation in the exchange rate of local currencies in relation to the Reference Currency will bring about a corresponding, simultaneous fluctuation in the net assets of the Subfund as expressed in the Reference Currency, while local currencies may be subject to foreign exchange restrictions.

Direct investments in India also involve specific risks. Accordingly, potential investors are referred in particular to the risks set out in Chapter 7, "Risk Factors" in relation to the FPI registration of the Subfund and the potential disclosure of information and personal data regarding the investors in the Subfund to the Indian local supervisory authorities and to the DDP.

Investments through the Shanghai-Hong Kong Stock Connect Scheme or other similar scheme(s) established under applicable laws and regulations from time to time (the "Stock Connect Scheme") involve specific risks. Accordingly, potential investors are referred in particular to the risks set out in Chapter 7, "Risk Factors" under section "Risks associated with the Stock Connect Scheme".

Sustainability risks may result in a negative impact on the returns of the Subfund. Currently, the risks of a new carbon tax, substitution of existing products and services, unsuccessful investment in new sustainable technologies and increased cost of raw materials have been identified as being highly relevant for this Subfund. The main sustainability risks may change in the future.

Potential investors are also referred to the risks set out in Chapter 7, "Risk Factors" under sections "Sustainability Risks" and "Sustainable Investing Risks".

### Investor Profile

The Subfund is suitable for investors with high risk tolerance and a long-term view who wish to invest in a broadly diversified portfolio of equity securities globally focussing on themes such as (without limitation) digitalization, safety and security, automation, changing demographics, infrastructure or environment.

### Investment Manager

The Management Company has appointed Credit Suisse Asset Management (Schweiz) AG, Zurich, as Investment Manager to perform the management of this Subfund.

### Advisory Board

The Investment Manager may from time to time consult with an advisory board, composed of academics and technological and other experts, to assist it in the management, among others by providing technical expertise, research or market insights.

Additional costs amounting to an aggregate maximum of 0.10% p.a. of the Subfund's total net assets may be charged to the Subfund in consideration of the services rendered by the members of the advisory board. These services are

subject to contractually agreed terms between the members of the advisory board and the Investment Manager.

The current list of the members of the advisory board is available for investors on the internet on <https://am.credit-suisse.com/ch/en/asset-management/insights/thematic-equity-investing/advisory-board.html>.

### Subscription, Redemption and Conversion of Shares

Subscription, redemption and conversion applications must be submitted in written form to the Central Administration or a Distributor authorized by the Company to accept such applications, by 3 p.m. (Central European Time) one Banking Day prior to the Valuation Day on any day on which banks are open for business in Luxembourg.

Subscription, redemption and conversion applications received after this cut-off point shall be deemed to have been received prior to 3 p.m. on the next following Banking Day.

Payment of the issue price must be effected one Banking Day after the Valuation Day on which the issue price of the Shares was determined. Payment of the redemption price of the Shares shall be made one Banking Day following calculation of this price.

No Shares of the Subfund will be, directly or indirectly, advertised, offered, distributed or sold to persons resident in India and, no subscription applications for Shares in the Subfund will be accepted if the acquisition of these Shares is financed by funds derived from sources within India.

As described under Chapter 5, "Investment in CS Investment Funds 2" of the Prospectus, the Company is entitled to compulsorily redeem all Shares held by a Shareholder who is determined by the Company in its sole discretion to be a Prohibited Person. As a consequence the Shareholders shall note that the legal, regulatory or tax requirements applicable to their shareholding in the Subfund may include specific local requirements applicable as per the Indian laws and regulations and that non-compliance with the Indian regulations might lead to the termination of their investment in the Subfund, the compulsory redemption (in whole or in part) of the Shares held by the investors in the Subfund, the retention of any redemption proceeds to the investors or to any other measures taken by the local authorities and impacting the investment of the investors in the Subfund.

No application has been submitted or will be submitted, nor any registration has been or will be sought, by the Management Company to or from any of the People's Republic of China (PRC) governmental or regulatory authorities in connection with the advertising, offer, distribution or sale of the Shares of the Subfund in or from the PRC, and the Management Company does not intend to or will not, directly or indirectly, advertise, offer, distribute or sell the Shares of the Subfund within the PRC.

The Shares of the Subfund are not intended to be offered or sold within the PRC. A PRC investor may subscribe for Shares only if they are permitted to do so and/or are not restricted from doing so under all relevant PRC laws, rules, regulations, notices, directives, orders or other regulatory requirements in the PRC issued by any PRC governmental or regulatory authority that are applicable to them as investor, or that apply to the Company or to the Investment Manager, whether or not having the force of law and as may be issued and amended from time to time. Where applicable PRC investors are responsible for obtaining all necessary governmental approvals, verifications, licences or registrations (if any) from all relevant PRC regulatory and/or governmental authorities, including, but not limited to, the State Administration of Foreign Exchange, the China Securities Regulatory Commission and/or other relevant regulatory and/or governmental authorities as applicable, and complying with all relevant PRC regulations, including, but not limited to, any relevant foreign exchange regulations and/or overseas investment regulations. If an investor fails to comply with the above, the Company may take any action in good faith and acting on reasonable grounds in relation to such investor's Shares to comply with relevant regulatory requirements, including effecting compulsory redemption of Shares owned by the relevant investor, subject to the Articles of Incorporation and applicable laws and regulations.

Persons into whose possession this Prospectus or any Shares may come must inform themselves about, and observe, any such restrictions.

### Performance Fee<sup>1</sup>

The Management Company is entitled to a Performance Fee for the Subfund, which is calculated daily ("Computation Frequency") on the basis of the unsprung net asset value before performance fee accrual for the relevant Valuation Day of the Share Class concerned ("Calculation Date").

The relative high watermark principle is adopted for the calculation of the performance fee, meaning that any underperformance incurred by the relevant Share Class of the Subfund against its benchmark during the performance reference period of 5 years ("Reference Period") must be recovered before a Performance Fee becomes payable, it being understood that performance fees may be payable during the reference period of 5 years and/or in the first years of a Subfund's existence, in case the relevant Share Class of the Subfund has not existed for 5 years or after a reset of the high watermark (having an equivalent impact on the handling of the reference period as a new launch).

The Performance Fee shall be payable (i.e., crystallised) on an annual basis ("Crystallisation Period"). The Crystallisation Period will end on May 31st (with the first Crystallisation Period being potentially longer than 12 months while starting with the launch of the Subfund or the relevant Share Class and lasting at least 12 months).

The calculation of the Performance Fee and the necessary provisioning take place with every Net Asset Value calculation. The accrued Performance Fee shall be payable annually in arrears within one month after the end of the respective Crystallisation Period, and, if Shares are redeemed during the Crystallisation Period, the amount of Performance Fee included in the Net Asset Value per Share will be due and owed (i.e. crystallized) for these redeemed Shares in due proportion on the date of the Shareholder's redemption.

If, on the Calculation Date, the net performance of the unsprung net asset value of a Share Class (net of all costs) is above the benchmark performance, a Performance Fee of 15% for all Share Classes (see Chapter 2, "Summary of Share Classes") shall be deducted on the difference between the performance of the unsprung net asset value of the relevant Share Class and the performance of the benchmark (i.e. relative value) over the same Crystallisation Period, provided that such difference exceeds the sum of any yearly underperformances against the benchmark during the performance reference period of up to 5 years (or less in case the relevant Share Class of the Subfund has not existed for 5 years or after a reset of the high watermark). The Performance Fee is calculated on the basis of the Shares of the relevant Share Class that are in circulation during the Crystallisation Period whereas the effect of new subscriptions is neutralized. The new subscriptions will therefore only be impacted by the Performance Fee after they contributed to the performance of the relevant Share Class.

**For the avoidance of doubt, the Performance Fee shall be paid from the relevant Share Class of the Subfund on the payment date also in the event of negative absolute performance by the relevant Share Class of the Subfund, provided that relevant Share Class of the Subfund has exceeded the benchmark since the previous performance fee payment date.**

The benchmark of the Subfund is the MSCI World ESG Leaders (NR) – USD, which is provided by MSCI Limited, an authorised benchmark administrator included in the register of administrators and benchmarks established and maintained by the ESMA pursuant to article 36 of the Benchmark Regulation. The benchmark will be used for the USD share classes as reference to calculate the outperformance. For the hedged share classes, the respective hedged version of the benchmark in the relevant currency shall be used for calculation of the outperformance.

If no Performance Fee is due during a period of five years, the relative high watermark will be reset on that day at the next NAV calculation to the unsprung NAV at the end of the five year-period ("carry forward conditions").

A Performance Fee is accrued when the following conditions apply to the relevant Share Class of the Subfund:

$(NAV \text{ per Share})_t - (\text{Benchmark})_t > 0$   
and

Year	Number of shares	No of shares subscribed	No of shares redeemed	NAV/share before perf	NAV/share after perf	Performance NAV Reference NAV in %	Benchmark Performance	Over/Under performance for the period since last crystallization	Conditions met for distribution of performance fee above relative HWM	Adjustment on subscription	Cumulated Adjustment on subscription	Cumulated Crystallization on redemption	Performance fee accrual	Cumulated Performance fee charged	Comments
Inception	100			100,00	10.000	0,00%	0,00%	-	N/A						
Year 1 Q1	100			110,00	11.000,00	10,00%	6,00%	4,00%	YES	-	-	-	60,00	-	- Redemption above HWM
Year 1 Q2	90		10	110,00	9.900,00	10,00%	6,00%	4,00%	YES	-	-	6,00	54,00	6,00	Crystallization at FY end 1
Year 1 Q3	100	10		110,00	11.000,00	10,00%	6,00%	4,00%	YES	-5,00	-5,00	6,00	55,00	6,00	Neutralization of Subscription above HWM
End of Year 1	100			105,00	10.500,00	5,00%	3,00%	2,00%	YES	-	-5,00	6,00	25,00	-	31,00 Year End Crystallization
End of Year 2	100			110,00	11.000,00	4,76%	7,00%	-2,24%	NO	-	-	-	-	-	31,00 1 year below HWM
End of Year 3	100			104,00	10.400,00	-0,95%	8,07%	-9,02%	NO	-	-	-	-	-	31,00 2 years below HWM
End of Year 4	100			105,20	10.520,00	0,19%	9,15%	-8,96%	NO	-	-	-	-	-	31,00 3 years below HWM
End of Year 5	100			108,63	10.862,78	3,45%	14,61%	-11,15%	NO	-	-	-	-	-	31,00 4 years below HWM
End of Year 6	100			111,54	11.153,74	6,23%	22,63%	-16,40%	NO	-	-	-	-	-	31,00 5 years below HWM
End of Year 7	100			112,51	11.250,73	0,87%	-1,00%	1,87%	YES	-	-	-	31,28	62,28	1st year after HWM reset above HWM ie crystallization
End of Year 8	100			110,57	11.056,75	-1,72%	-3,00%	1,28%	YES	-	-	-	21,53	83,81	Negative performance higher than the negative performance of the benchmark; crystallization at FY end 8



$(NAV \text{ per Share})_t - (\text{Benchmark})_t > \text{sum of yearly underperformances against the Benchmark during the performance reference period of 5 years (or less in case the Subfund has not existed for 5 years or after a reset of the high watermark)}$

If both these conditions are met, then the following applies:

$0.15 \times ((NAV_t \text{ per Share performance} - (\text{Benchmark})_t \text{ performance}) \times (\text{number of Shares})_t - (\text{Cumulated Adjustment on subscriptions})_t)$

where: NAV<sub>t</sub> = current unswung Net Asset Value prior to provision for Performance Fee

t = current Calculation Date

$(\text{Cumulated Adjustment on subscriptions})_t$  = the neutralization factor which avoids that performance fee is provisioned on the new Shares subscribed during the Crystallisation period before they started to contribute to the performance of the relevant Share Class

#### **Adjustment of the Net Asset Value (Single Swing Pricing)**

The Net Asset Value calculated in accordance with Chapter 8, "Net Asset Value" will be increased by up to a maximum of 2% per Share in the event of a net surplus of subscription applications or reduced by up to a maximum of 2% per Share in the event of a net surplus of redemption applications in respect of the applications received on the respective Valuation Day.

**Under exceptional circumstances the Company may, in the interest of Shareholders, decide to increase the maximum swing factor indicated above. In such case the Company would inform the investors in accordance with Chapter 14, "Information for Shareholders".**

**24. SFDR Annex**

[Credit Suisse \(Lux\) Asia Pacific Income Equity Fund \(Art 8\)](#)  
[Credit Suisse \(Lux\) Digital Health Equity Fund \(Art 8\)](#)  
[Credit Suisse \(Lux\) Edutainment Equity Fund \(Art 9\)](#)  
[Credit Suisse \(Lux\) Energy Evolution Equity Fund \(Art 8\)](#)  
[Credit Suisse \(Lux\) Environmental Impact Equity Fund \(Art 9\)](#)  
[Credit Suisse \(Lux\) European Dividend Plus Equity Fund \(Art 8\)](#)  
[Credit Suisse \(Lux\) European Entrepreneur Equity Fund \(Art 8\)](#)  
[Credit Suisse \(Lux\) Eurozone Quality Growth Equity Fund \(Art 8\)](#)  
[Credit Suisse Investment Partners \(Lux\) Global Balanced Convertible Bond Fund \(Art 8\)](#)  
[Credit Suisse \(Lux\) Global Dividend Plus Equity Fund \(Art 8\)](#)  
[Credit Suisse \(Lux\) Infrastructure Equity Fund \(Art 8\)](#)  
[Credit Suisse \(Lux\) Robotics Equity Fund \(Art 8\)](#)  
[Credit Suisse \(Lux\) Security Equity Fund \(Art 8\)](#)  
[Credit Suisse \(Lux\) Small and Mid Cap Alpha Long/Short Fund \(Art 8\)](#)  
[Credit Suisse \(Lux\) Small and Mid Cap Germany Equity \(Art 8\)](#)  
[Credit Suisse \(Lux\) Small Cap Switzerland Equity Fund \(Art 8\)](#)  
[Credit Suisse \(Lux\) Systematic Index Fund Balanced CHF \(Art 8\)](#)  
[Credit Suisse \(Lux\) Systematic Index Fund Growth CHF \(Art 8\)](#)  
[Credit Suisse \(Lux\) Systematic Index Fund Yield CHF \(Art 8\)](#)  
[Credit Suisse \(Lux\) Thematic Opportunities Equity Fund \(Art 8\)](#)

**Pre-contractual disclosure for the financial products referred to in Article 8, paragraphs 1, 2 and 2a, of Regulation (EU) 2019/2088 and Article 6, first paragraph, of Regulation (EU) 2020/852**

Product Name:  
Credit Suisse (Lux) Asia Pacific Income Equity Fund

Legal Entity Identifier:  
549300U5JP35W6LWIM45

**Sustainable investment**

means an investment in an economic activity that contributes to an environmental or social objective, provided that the investment does not significantly harm any environmental or social objective and that the investee companies follow good governance practices.

The **EU Taxonomy** is a classification system laid down in Regulation (EU) 2020/852, establishing a list of **environmentally sustainable economic activities**. That Regulation does not include a list of socially sustainable economic activities. Sustainable investments with an environmental objective might be aligned with the Taxonomy or not.

**Environmental and/or social characteristics****Does this financial product have a sustainable investment objective?**

Yes

No

It will make a minimum of **sustainable investments with an environmental objective**: \_\_\_\_ %

in economic activities that qualify as environmentally sustainable under the EU Taxonomy

in economic activities that do not qualify as environmentally sustainable under the EU Taxonomy

It will make a minimum of **sustainable investments with a social objective**: \_\_\_\_ %

It **promotes Environmental/Social (E/S) characteristics** and while it does not have as its objective a sustainable investment, it will have a minimum proportion of \_\_\_\_ % of sustainable investments

with an environmental objective in economic activities that qualify as environmentally sustainable under the EU Taxonomy

with an environmental objective in economic activities that do not qualify as environmentally sustainable under the EU Taxonomy

with a social objective

It promotes E/S characteristics, but **will not make any sustainable investments**

**What environmental and/or social characteristics are promoted by this financial product?**

This Subfund promotes the following environmental and social characteristics:

- promotes to invest into companies that comply with international treaties on controversial weapons (Norms-based Exclusions on direct investments)
- promotes not to invest into companies that derive more than 5% of their revenue from conventional weapons and firearms, tobacco production, gambling, or adult entertainment (Value-based Exclusions on direct investments)
- promotes not to invest into companies that derive more than 20% of their revenue from tobacco distribution, conventional weapons support systems or coal (coal mining and coal-based electricity generation) (Values-based Exclusions on direct investments)
- promotes adherence to, and conducting business activities in accordance with, international norms such as the "United Nations Global Compact Principles" (UNGCP) (Business-conduct Exclusions on direct investments)
- promotes higher exposure to investments that have better ESG profile and fewer ESG controversies over their investment cycle (ESG Integration)
- promotes contribution to sustainable practices through proxy voting and the inclusion of the Subfund's investments into CSAM's centralized engagement approach, in line with CSAM's fiduciary duty (Active Ownership)

It does not use a reference benchmark for the purpose of attaining the environmental and/or social characteristics.

Please find further information on ESG Integration, ESG Exclusions and Active Ownership below in the question “What investment strategy does this financial product follow?” and online at [www.credit-suisse.com/esg](http://www.credit-suisse.com/esg).

#### Sustainability indicators

measure how the sustainable objectives of this financial product are attained.

#### Principal adverse impacts

are the most significant negative impacts of investment decisions on sustainability factors relating to environmental, social and employee matters, respect for human rights, anti-corruption and anti-bribery matters.

#### The investment strategy

guides investment decisions based on factors such as investment objectives and risk tolerance.

#### What sustainability indicators are used to measure the attainment of the sustainable investment objective of this financial product?

The Subfund uses the following sustainability indicators:

- ESG Rating
- Environmental Pillar Score
- Social Pillar Score
- Governance Pillar Score
- ESG Controversies Flag
- Adherence to CSAM ESG Exclusions

#### What are the objectives of the sustainable investments that the financial product partially intends to make and how does the sustainable investment contribute to such objectives?

Not applicable

#### How do the sustainable investments that the financial product partially intends to make, not cause significant harm to any environmental or social sustainable investment objective?

Not applicable

#### How have the indicators for adverse impacts on sustainability factors been taken into account?

Not applicable

#### How are the sustainable investments aligned with the OECD Guidelines for Multinational Enterprises and the UN Guiding Principles on Business and Human Rights

Not applicable

*The EU Taxonomy sets out a “do not significant harm” principle by which Taxonomy-aligned investments should not significantly harm EU Taxonomy objectives and is accompanied by specific EU criteria.*

*The “do no significant harm” principle applies only to those investments underlying the financial product that take into account the EU criteria for environmentally sustainable economic activities. The investments underlying the remaining portion of this financial product do not take into account the EU criteria for environmentally sustainable economic activities.*

*Any other sustainable investments must also not significantly harm any environmental or social objectives.*



#### Does this financial product consider principal adverse impacts on sustainability factors?

Yes

Principal adverse impacts on sustainability factors, as defined by SFDR, are considered by this Subfund through the application of the CSAM PAI Framework.

The CSAM PAI Framework makes use of a combination of approaches to consider the PAI Indicators according to SFDR RTS Annex 1, Table 1. PAI Indicators are considered by means of pre-trade investment restrictions, post-trade activities and portfolio exposure monitoring. The applicability of these means depends on the nature of the indicator, as well as on the specific context of the investment that is causing the adverse impact. The degree and the way the PAI Indicators are considered, depend on various factors, such as on the type of investment fund or strategy, asset class, and availability of reliable data.

Information on principal adverse impacts on sustainability of this Subfund will be available in annual reports published after January 1, 2023.

No



#### What investment strategy does this financial product follow?

The Subfund invests its net assets primarily in equities and other equity-type securities and rights (American depository receipts [ADRs], global depository receipts, profit-sharing certificates, participation certificates, dividend rights certificates, etc.) of companies which are listed or domiciled in or carry out the bulk of their business activities in Asia Pacific including emerging markets (excluding Japan).

To attain the environmental or social characteristics promoted by this Subfund, this Subfund applies ESG Exclusions, ESG Integration and Active Ownership as described in the Credit Suisse Asset Management Sustainable Investing Policy explained in Chapter 4 “Investment Policy” of the Prospectus.

The ESG Integration process for this Subfund follows the following steps:

- **Identification of material ESG Factors**

First, the Investment Manager uses materiality frameworks to identify those ESG Factors that are relevant to the investment strategy. Materiality frameworks are concepts that help to identify sustainability-related issues and opportunities that are likely to affect the financial condition or operating performance of companies within an

industry. Material factors are furthermore assessed based on the Subfund's sector and geographical exposure. Second, the Investment Manager prioritizes the material factors that are most relevant to the subsequent investment decisions based on the portfolio's current market exposure. Materiality of ESG Factors and ESG Factors included in the investment process may change over time.

- **ESG security analysis**

Based on the identified material ESG Factors, the Investment Manager performs security research across the Subfund's investment universe. The Investment Manager makes use of ESG ratings from third-party service providers and may combine them with CSAM's proprietary analyses and information. These may include ESG-related news, ESG ratings and scores, ESG-related controversies, and ESG trends.

The ESG data are fully integrated in the portfolio management software. The CSAM sustainable investing team may offer additional support, where needed, and advise on access to other ESG data providers.

The outcome of the ESG analysis of individual securities, combined with financial research, permits the Investment Managers to make ESG-adjusted risk/return assessments. This enables the Investment Manager to compare securities on an ESG-adjusted basis and to evaluate whether to keep certain securities in the portfolio or to sell them during the security selection and portfolio implementation stage. The ESG security analysis is updated periodically.

- **Security selection and portfolio implementation**

Based on the identified material ESG Factors and the ESG-adjusted security analysis, the Investment Managers constructs a portfolio in accordance with the Subfund's investment process and principles. The ESG-adjusted security analysis combined with portfolio construction considerations is used to determine appropriate portfolio weights that reflect the ESG-adjusted risk/return profile of the analyzed securities.

The research process might make use of dedicated ESG questionnaires with potential follow-up meetings with investee companies in case incomplete data is available from third-party ESG data providers.

- **Portfolio monitoring**

The Investment Manager monitors the ESG Factors periodically to detect significant changes in the ESG Factors of the underlying securities. They regularly reassess the portfolio, taking into consideration financial and ESG metrics, and consequently decide whether to increase or decrease positions in the portfolio.

- **Engagement**

CSAM has a centralized engagement approach carried out by the CSAM Active Ownership team as described in Chapter 4, "Investment Policy". In addition, the Investment Manager may engage directly with companies individually in the event of serious ESG-related concerns.

### What are the binding elements of the investment strategy used to select the investments to attain each of the environmental or social characteristics promoted by this financial product?

The binding elements are:

- Application of Norms-, Values- and Business Conduct Exclusions
  - Exclusion of companies that are in breach of international treaties on controversial weapons (Norms-based Exclusions on direct investments)
  - Exclusion of companies that derive more than 5% of their revenue from conventional weapons and firearms, tobacco production, gambling, or adult entertainment (Value-based Exclusions on direct investments)
  - Exclusion of companies that derive more than 20% of their revenue from tobacco distribution, conventional weapons support systems or coal (coal mining and coal-based electricity generation) (Values-based Exclusions on direct investments)
  - Exclusion of companies that conduct business activities in breach of, international norms such as the "United Nations Global Compact Principles" (UNGCP) (Business-conduct Exclusions on direct investments)
- Integrate ESG Factors into the investment decision process without compromising diversification and risk management. This includes:
  - For direct equity investments systematic consideration of the investment's ESG profile as measured for example by the ESG rating, Pillar Scores and ESG controversies. More information on the ESG rating, Pillar Scores and ESG controversies is available online at [www.credit-suisse.com/esg](http://www.credit-suisse.com/esg) (section "Sustainability Indicators").
- Performing proxy voting in accordance with the CSAM criteria and materiality thresholds defined in the Proxy Voting Approach and Policy Summary available online at [www.credit-suisse.com/esg](http://www.credit-suisse.com/esg) (section "Active Ownership").
- Meeting the minimum proportions for investments which are E/S aligned Investments

**Good governance** practices include sound management structures, employee relations, remuneration of staff and tax compliance.

**Asset allocation** describes the share of investments in specific assets.

### What is the committed minimum rate to reduce the scope of the investments considered prior to the application of that investment strategy?

This Subfund does not have a commitment to reduce the scope of investments by a minimum rate.

### What is the policy to assess good governance practices of the investee companies?

The methodology to assess and ensure good governance of investments, includes the following:

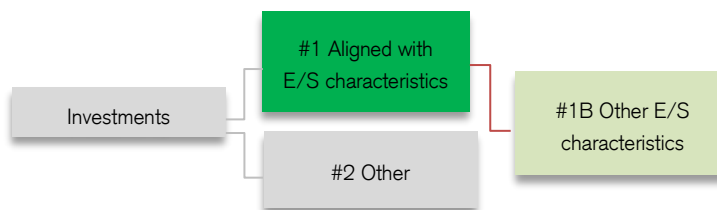
- Business-conduct Exclusions: Companies found to (1) systematically violate international norms, (2) where the breaches are particularly severe, or (3) where management is not open to implementing the necessary reforms, are put on a watchlist, and may be decided to be excluded from the firm-wide investment universe. Exclusions are considered as a last resort. Instead, engaging with investee companies is supposed to have a higher impact to prevent future breaches. Companies that are able and willing to take action may be subject to a period of engagement in which Credit Suisse aims to agree on targets and timelines for improvement, together with the company.
- Proxy voting: in markets and for investments where CSAM exercises its voting rights, CSAM votes on governance topics such as the independence of the board of directors, remuneration and board incentive

systems, in line with its fiduciary duty. CSAM may discuss with investee companies shortcomings and what improvements CSAM expects, based on the CSAM proxy voting framework.

- ESG Integration: Governance topics may furthermore be assessed by considering ESG rating and/or governance related data points (e.g., Governance Pillar score) during the investment decision process.



#### What is the asset allocation planned for this financial product?



**#1 Aligned with E/S characteristics** includes the investments of the financial product used to attain the environmental or social characteristics promoted by the financial product.

**#2 Other** includes the remaining investments of the financial product which are neither aligned with the environmental or social characteristics, nor are qualified as sustainable investments.

The category **#1 Aligned with E/S characteristics** covers:

- The sub-category #1B Other E/S characteristics covers investments aligned with the environmental or social characteristics that do not qualify as sustainable investments.

The planned minimum proportion of investments used to meet the environmental or social characteristics promoted by this Subfund (category #1 above) is 70% of its total net assets.

#### How does the use of derivatives attain the environmental or social characteristics promoted by the financial product?

Derivatives are not used to attain the environmental or social characteristics of the Subfund. However, they may be used as efficient portfolio management tools, for cash management, for hedging purposes, or as an additional source of return.

**Taxonomy-aligned activities** are expressed as a share of:

- **turnover** reflecting the share of revenue from green activities of investee companies
- **capital expenditure** (CapEx) showing the green investments made by investee companies, e.g. for a transition to a green economy.
- **operational expenditure** (OpEx) reflecting green operational activities of investee companies.



#### To what minimum extent are sustainable investments with an environmental objective aligned with the EU Taxonomy?

0%. This Subfund does not commit to make EU Taxonomy aligned investments. However, certain investments made by the Subfund may be aligned with the EU Taxonomy.

#### Does the financial product invest in fossil gas and/or nuclear energy related activities that comply with the EU Taxonomy<sup>1</sup>?

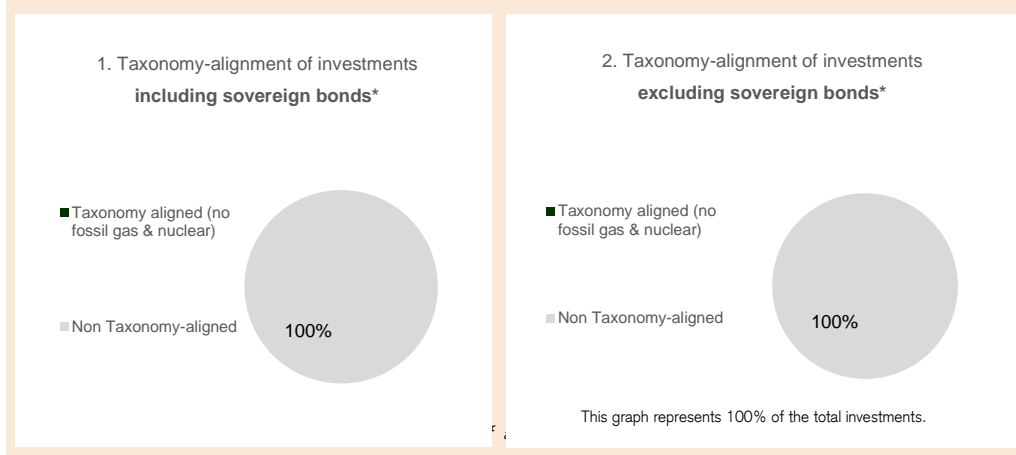
Yes:

- In fossil gas     In nuclear energy

No

<sup>1</sup> Fossil gas and/or nuclear related activities will only comply with the EU Taxonomy where they contribute to limiting climate change ("climate change mitigation") and do not significantly harm any EU Taxonomy objective - see explanatory note in the left hand margin. The full criteria for fossil gas and nuclear energy economic activities that comply with the EU Taxonomy are laid down in Commission Delegated Regulation (EU) 2022/1214.

The two graphs below show in green the minimum percentage of investments that are aligned with the EU Taxonomy. As there is no appropriate methodology to determine the Taxonomy-alignment of sovereign bonds\*, the first graph shows the Taxonomy alignment in relation to all the investments of the financial product including sovereign bonds, while the second graph shows the Taxonomy alignment only in relation to the investments of the financial product other than sovereign bonds.



**Enabling activities** directly enable other activities to make a substantial contribution to an environmental objective.

**Transitional activities** are activities for which low-carbon alternatives are not yet available and among others have greenhouse gas emission levels corresponding to the best performance.



What is the minimum share of investments in transitional and enabling activities?

Not applicable

What is the minimum share of sustainable investments with an environmental objective that are not aligned with the EU Taxonomy?

Not applicable

What is the minimum share of socially sustainable investments?

Not applicable

are environmentally sustainable investments that do not take into account the criteria for environmentally sustainable economic activities under the EU Taxonomy.



What investments are included under "#2 Other", what is their purpose and are there any minimum environmental or social safeguards?

Investments such as cash, derivatives and structured product may fall under "#2 Other" since such instruments do not contribute to the E/S characteristics of this Subfund. Such investments do not have minimum environmental or social safeguards.

Investments may furthermore fall under "#2 Other" if insufficient ESG-related information is available. This applies in particular to asset classes for which ESG Factors are insufficiently defined at present or not sufficient ESG related information is available. Where possible, minimum environmental or social safeguards apply to the underlying securities by ensuring that CSAM ESG Exclusions are adhered to.

**Reference benchmarks** are indexes to measure whether the financial product attains the sustainable investment objective.



Is a specific index designated as a reference benchmark to determine whether this financial product is aligned with the environmental and/or social characteristics that it promotes?

The Subfund does not use a reference benchmark for the purpose of attaining the environmental and/or social characteristics.

How is the reference benchmark continuously aligned with each of the environmental or social characteristics promoted by the financial product?

Not applicable

How is the alignment of the investment strategy with the methodology of the index ensured on a continuous basis?

Not applicable

How does the designated index differ from a relevant broad market index?

Not applicable

**Where can the methodology used for the calculation of the designated index be found?**

Not applicable



**Where can I find more product specific information online?**

More product-specific information can be found on the website: [www.credit-suisse.com/fundsearch](http://www.credit-suisse.com/fundsearch)  
Additionally, more information about the CSAM Sustainable Investing Policy can be found in Chapter 4 "Investment Policy" of the Prospectus or online at: [www.credit-suisse.com/esg](http://www.credit-suisse.com/esg).

**Pre-contractual disclosure for the financial products referred to in Article 8, paragraphs 1, 2 and 2a, of Regulation (EU) 2019/2088 and Article 6, first paragraph, of Regulation (EU) 2020/852**Product Name:  
Credit Suisse (Lux) Digital Health Equity FundLegal Entity Identifier:  
549300U9YHD0HTSG6828**Environmental and/or social characteristics****Sustainable investment**

means an investment in an economic activity that contributes to an environmental or social objective, provided that the investment does not significantly harm any environmental or social objective and that the investee companies follow good governance practices.

The **EU Taxonomy** is a classification system laid down in Regulation (EU) 2020/852, establishing a list of **environmentally sustainable economic activities**. That Regulation does not include a list of socially sustainable economic activities. Sustainable investments with an environmental objective might be aligned with the Taxonomy or not.

**Does this financial product have a sustainable investment objective?**••  Yes
 It will make a minimum of **sustainable investments with an environmental objective**: \_\_\_\_ %

 in economic activities that qualify as environmentally sustainable under the EU Taxonomy

 in economic activities that do not qualify as environmentally sustainable under the EU Taxonomy

 It will make a minimum of **sustainable investments with a social objective**: \_\_\_\_ %
•  No
 It **promotes Environmental/Social (E/S) characteristics** and while it does not have as its objective a sustainable investment, it will have a minimum proportion of 5 % of sustainable investments

 with an environmental objective in economic activities that qualify as environmentally sustainable under the EU Taxonomy

 with an environmental objective in economic activities that do not qualify as environmentally sustainable under the EU Taxonomy

 with a social objective

 It promotes E/S characteristics, but **will not make any sustainable investments**
**What environmental and/or social characteristics are promoted by this financial product?**

This Subfund promotes the following environmental and social characteristics:

- promotes to invest into companies that comply with international treaties on controversial weapons (Norms-based Exclusions on direct investments)
- promotes not to invest into companies that derive more than 5% of their revenue from conventional weapons and firearms, tobacco production, gambling, or adult entertainment (Value-based Exclusions on direct investments)
- promotes not to invest into companies that derive more than 20% of their revenue from tobacco distribution, conventional weapons support systems or coal (coal mining and coal-based electricity generation) (Values-based Exclusions on direct investments)
- promotes adherence to, and conducting business activities in accordance with, international norms such as the "United Nations Global Compact Principles" (UNGC) (Business-conduct Exclusions on direct investments)
- promotes higher exposure to investments that have better ESG profile and fewer ESG controversies over their investment cycle (ESG Integration)
- promotes contribution to sustainable practices through proxy voting and the inclusion of the Subfund's investments into CSAM's centralized engagement approach, in line with CSAM's fiduciary duty (Active Ownership)

It does not use a reference benchmark for the purpose of attaining the environmental and/or social characteristics. Please find further information on ESG Integration, ESG Exclusions and Active Ownership below in the question "What investment strategy does this financial product follow?" and online at [www.credit-suisse.com/esg](http://www.credit-suisse.com/esg).

**What sustainability indicators are used to measure the attainment of the sustainable investment objective of this financial product?**

The Subfund uses the following sustainability indicators:

- ESG Rating
- Environmental Pillar Score
- Social Pillar Score
- Governance Pillar Score
- ESG Controversies Flag
- Adherence to CSAM ESG Exclusions

**What are the objectives of the sustainable investments that the financial product partially intends to make and how does the sustainable investment contribute to such objectives?**

The objectives of the SFDR Sustainable Investments are to contribute to Environmental and/or Social objectives. Sustainable revenue thresholds and climate targets are used to determine to which extent investments contribute to the environmental or social objectives targeted by the Subfunds (e.g. key resource efficiency indicators on the use of energy,

**Sustainability indicators**

measure how the sustainable objectives of this financial product are attained.



renewable energy, raw materials, water, and land, tackling inequality or fostering social cohesion, social integration, and labour relations) in accordance with the CS SFDR Sustainable Investment Methodology. It defines the criteria that CSAM uses to determine if an investment is a sustainable investment, considering E/S contribution, DNSH and good governance.

**Principal adverse** impacts are the most significant negative impacts of investment decisions on sustainability factors relating to environmental, social and employee matters, respect for human rights, anti-corruption and anti-bribery matters.

### How do the sustainable investments that the financial product partially intends to make, not cause significant harm to any environmental or social sustainable investment objective?

CSAM considers the indicators for principal adverse impacts on sustainability factors (PAI Indicators) and further indicators from its exclusion framework to assess whether sustainable investments would cause significant harm to any environmental or social investment objective. For this purpose, CSAM has defined a set of criteria and thresholds that sustainable investments need to meet. The Investment Manager applies a monitoring tool to ensure that Sustainable Investments adhere to the "Do No Significant Harm" principle.

#### How have the indicators for adverse impacts on sustainability factors been taken into account?

PAI Indicators are taken into account as part of the CS SFDR Sustainable Investment Methodology applied by CSAM to identify investments which qualify as SFDR Sustainable Investments. CSAM has defined a set of criteria and thresholds to determine if an investment passes the DNSH condition. The Investment Manager applies a monitoring tool to ensure that Sustainable Investments adhere to the DNSH condition.

#### How are the sustainable investments aligned with the OECD Guidelines for Multinational Enterprises and the UN Guiding Principles on Business and Human Rights

The alignment of Sustainable investments with the 'OECD Guidelines for Multinational Enterprises' and the 'UN Guiding Principles on Business and Human Rights' is assessed through the CS business conduct framework as part of the CS ESG Exclusion framework. Companies that exhibit severe weaknesses in business conduct, particularly with regard to breaches of the 'United Nations Global Compact Principles' (UNGC) and companies placed on the watchlist, but with no immediate exclusion, are flagged to not be considered SFDR Sustainable Investments due to DNSH.

*The EU Taxonomy sets out a "do not significant harm" principle by which Taxonomy-aligned investments should not significantly harm EU Taxonomy objectives and is accompanied by specific EU criteria.*

*The "do no significant harm" principle applies only to those investments underlying the financial product that take into account the EU criteria for environmentally sustainable economic activities. The investments underlying the remaining portion of this financial product do not take into account the EU criteria for environmentally sustainable economic activities.*

*Any other sustainable investments must also not significantly harm any environmental or social objectives.*



### Does this financial product consider principal adverse impacts on sustainability factors?

Yes

Principal adverse impacts on sustainability factors, as defined by SFDR, are considered by this Subfund through the application of the CSAM PAI Framework.

The CSAM PAI Framework makes use of a combination of approaches to consider the PAI Indicators according to SFDR RTS Annex 1, Table 1. PAI Indicators are considered by means of pre-trade investment restrictions, post-trade activities and portfolio exposure monitoring. The applicability of these means depends on the nature of the indicator, as well as on the specific context of the investment that is causing the adverse impact. The degree and the way the PAI Indicators are considered, depend on various factors, such as on the type of investment fund or strategy, asset class, and availability of reliable data.

Information on principal adverse impacts on sustainability of this Subfund will be available in annual reports published after January 1, 2023.

No



**The investment strategy** guides investment decisions based on factors such as investment objectives and risk tolerance.

### What investment strategy does this financial product follow?

At least two-thirds of the Subfund's net assets are invested worldwide (including emerging markets) in equities and other equity-type securities and rights (American depository receipts [ADRs], global depository receipts, profit-sharing certificates, participation certificates, dividend rights certificates, etc.) issued by "Digital Health" companies. Digital Health companies refers in this context to companies which operate in the field of health care with the help of technology. The "Digital Health" universe can be subdivided in the three sub-themes of Research & Development (R&D), Treatments and Efficiency.

To attain the environmental or social characteristics promoted by this Subfund, this Subfund applies ESG Exclusions, ESG Integration and Active Ownership as described in the Credit Suisse Asset Management Sustainable Investing Policy explained in Chapter 4 "Investment Policy" of the Prospectus.

The ESG Integration process for this Subfund follows the following steps:

- **Identification of material ESG Factors**

First, the Investment Manager uses materiality frameworks to identify those ESG Factors that are relevant to the investment strategy. Materiality frameworks are concepts that help to identify sustainability-related issues and opportunities that are likely to affect the financial condition or operating performance of companies within an industry. Material factors are furthermore assessed based on the Subfund's sector and geographical exposure.

Second, the Investment Manager prioritizes the material factors that are most relevant to the subsequent investment decisions based on the portfolio's current market exposure. Materiality of ESG Factors and ESG Factors included in the investment process may change over time.

- **ESG security analysis**

Based on the identified material ESG Factors, the Investment Manager performs security research across the Subfund's investment universe. The Investment Manager makes use of ESG ratings from third-party service providers and may combine them with CSAM's proprietary analyses and information. These may include ESG-related news, ESG ratings and scores, ESG-related controversies, and ESG trends.

The ESG data are fully integrated in the portfolio management software. The CSAM sustainable investing team may offer additional support, where needed, and advise on access to other ESG data providers.

The outcome of the ESG analysis of individual securities, combined with financial research, permits the Investment Managers to make ESG-adjusted risk/return assessments. This enables the Investment Manager to compare securities on an ESG-adjusted basis and to evaluate whether to keep certain securities in the portfolio or to sell them during the security selection and portfolio implementation stage. The ESG security analysis is updated periodically.

- **Security selection and portfolio implementation**

Based on the identified material ESG Factors and the ESG-adjusted security analysis, the Investment Managers construct a portfolio in accordance with the Subfund's investment process and principles. The ESG-adjusted security analysis combined with portfolio construction considerations is used to determine appropriate portfolio weights that reflect the ESG-adjusted risk/return profile of the analyzed securities.

The research process might make use of dedicated ESG questionnaires with potential follow-up meetings with investee companies in case incomplete data is available from third-party ESG data providers.

- **Portfolio monitoring**

The Investment Manager monitors the ESG Factors periodically to detect significant changes in the ESG Factors of the underlying securities. They regularly reassess the portfolio, taking into consideration financial and ESG metrics, and consequently decide whether to increase or decrease positions in the portfolio.

- **Engagement**

CSAM has a centralized engagement approach carried out by the CSAM Active Ownership team as described in Chapter 4, "Investment Policy". In addition, the Investment Manager may engage directly with companies individually in the event of serious ESG-related concerns.

### What are the binding elements of the investment strategy used to select the investments to attain each of the environmental or social characteristics promoted by this financial product?

The binding elements are:

- Application of Norms-, Values- and Business Conduct Exclusions
  - Exclusion of companies that are in breach of international treaties on controversial weapons (Norms-based Exclusions on direct investments)
  - Exclusion of companies that derive more than 5% of their revenue from conventional weapons and firearms, tobacco production, gambling, or adult entertainment (Value-based Exclusions on direct investments)
  - Exclusion of companies that derive more than 20% of their revenue from tobacco distribution, conventional weapons support systems or coal (coal mining and coal-based electricity generation) (Values-based Exclusions on direct investments)
  - Exclusion of companies that conduct business activities in breach of, international norms such as the "United Nations Global Compact Principles" (UNGC) (Business-conduct Exclusions on direct investments)
- Integrate ESG Factors into the investment decision process without compromising diversification and risk management. This includes:
  - For direct equity investments systematic consideration of the investment's ESG profile as measured for example by the ESG rating, Pillar Scores and ESG controversies. More information on the ESG rating, Pillar Scores and ESG controversies is available online at [www.credit-suisse.com/esg](http://www.credit-suisse.com/esg) (section "Sustainability Indicators").
- Performing proxy voting in accordance with the CSAM criteria and materiality thresholds defined in the Proxy Voting Approach and Policy Summary available online at [www.credit-suisse.com/esg](http://www.credit-suisse.com/esg) (section "Active Ownership").
- Meeting the minimum proportions for investments which are E/S aligned and SFDR Sustainable Investments

**Good governance** practices include sound management structures, employee relations, remuneration of staff and tax compliance.

### What is the committed minimum rate to reduce the scope of the investments considered prior to the application of that investment strategy?

This Subfund does not have a commitment to reduce the scope of investments by a minimum rate.

### What is the policy to assess good governance practices of the investee companies?

The methodology to assess and ensure good governance of investments, includes the following:

- Business-conduct Exclusions: Companies found to (1) systematically violate international norms, (2) where the breaches are particularly severe, or (3) where management is not open to implementing the necessary reforms, are put on a watchlist, and may be decided to be excluded from the firm-wide investment universe. Exclusions are considered as a last resort. Instead, engaging with investee companies is supposed to have a higher impact to prevent future breaches. Companies that are able and willing to take action may be subject to a period of engagement in which Credit Suisse aims to agree on targets and timelines for improvement, together with the company.
- Proxy voting: in markets and for investments where CSAM exercises its voting rights, CSAM votes on governance topics such as the independence of the board of directors, remuneration and board incentive

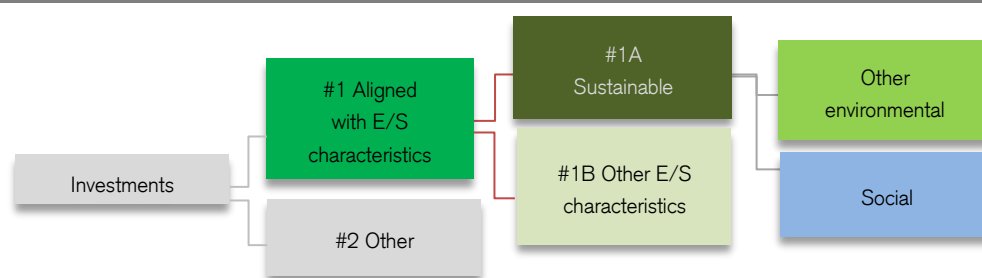
**Asset allocation** describes the share of investments in specific assets.

systems, in line with its fiduciary duty. CSAM may discuss with investee companies shortcomings and what improvements CSAM expects, based on the CSAM proxy voting framework.

- ESG Integration: Governance topics may furthermore be assessed by considering ESG rating and/or governance related data points (e.g., Governance Pillar score) during the investment decision process.



### What is the asset allocation planned for this financial product?



**#1 Aligned with E/S characteristics** includes the investments of the financial product used to attain the environmental or social characteristics promoted by the financial product.

**#2 Other** includes the remaining investments of the financial product which are neither aligned with the environmental or social characteristics, nor are qualified as sustainable investments.

The category **#1 Aligned with E/S characteristics** covers:

- The sub-category **#1A Sustainable** covers sustainable investments with environmental or social objectives
- The sub-category **#1B Other E/S characteristics** covers investments aligned with the environmental or social characteristics that do not qualify as sustainable investments.

The planned minimum proportion of investments used to meet the environmental or social characteristics promoted by this Subfund (category #1 above) is 70% of its total net assets.

Within this category the Subfund aims to hold a minimum proportion of 5% of its total net assets in sustainable investments (category #1A above). Within that category, the Subfund aims to hold a minimum proportion of 1% of its total net assets in sustainable investments with a social objective. Although the Subfund commits to having a minimum proportion of its total net assets in sustainable investments with an environmental objective that are not aligned with the EU Taxonomy, the exact minimum proportion of sustainable investments with an environmental objective that are not aligned with the EU Taxonomy cannot be measured for the time being.

For investment in category #1B above ESG Exclusions are applied to ensure minimum environmental or social safeguards.

### How does the use of derivatives attain the environmental or social characteristics promoted by the financial product?

Derivatives are not used to attain the environmental or social characteristics of the Subfund. However, they may be used as efficient portfolio management tools, for cash management, for hedging purposes, or as an additional source of return.



**Taxonomy-aligned activities** are expressed as a share of:

- **turnover** reflecting the share of revenue from green activities of investee companies

- **capital expenditure** (CapEx) showing the green investments made by investee companies, e.g. for a transition to a green economy.

- **operational expenditure** (OpEx) reflecting green operational activities of investee companies.

### To what minimum extent are sustainable investments with an environmental objective aligned with the EU Taxonomy?

0%. This Subfund does not commit to make EU Taxonomy aligned investments. However, certain investments made by the Subfund may be aligned with the EU Taxonomy.

*Does the financial product invest in fossil gas and/or nuclear energy related activities that comply with the EU Taxonomy<sup>1</sup>?*

Yes:

In fossil gas     In nuclear energy

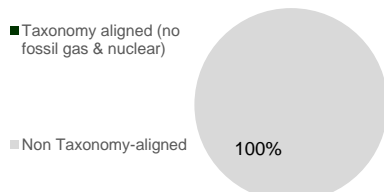
No

<sup>1</sup> Fossil gas and/or nuclear related activities will only comply with the EU Taxonomy where they contribute to limiting climate change ("climate change mitigation") and do not significantly harm any EU Taxonomy objective - see explanatory note in the left hand margin. The full criteria for fossil gas and nuclear energy economic activities that comply with the EU Taxonomy are laid down in Commission Delegated Regulation (EU) 2022/1214.

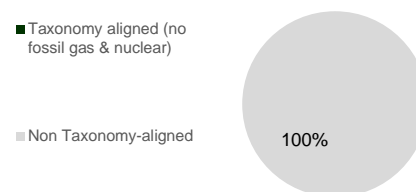
**Enabling activities** directly enable other activities to make a substantial contribution to an environmental objective. **Transitional activities** are activities for which low-carbon alternatives are not yet available and among others have greenhouse gas emission levels corresponding to the best performance.

The two graphs below show in green the minimum percentage of investments that are aligned with the EU Taxonomy. As there is no appropriate methodology to determine the Taxonomy-alignment of sovereign bonds\*, the first graph shows the Taxonomy alignment in relation to all the investments of the financial product including sovereign bonds, while the second graph shows the Taxonomy alignment only in relation to the investments of the financial product other than sovereign bonds.

1. Taxonomy-alignment of investments including sovereign bonds\*



2. Taxonomy-alignment of investments excluding sovereign bonds\*



This graph represents 100% of the total investments.

\*For the purpose of these graphs, 'sovereign bonds' consist of all sovereign exposures

 are environmentally sustainable investments that do not take into account the criteria for environmentally sustainable economic activities under the EU Taxonomy.

What is the minimum share of investments in transitional and enabling activities?

The minimum share of investments in transitional and enabling activities is 0% considering the subfund does not make sustainable investments with an environmental objective in economic activities that qualify as environmentally sustainable under the EU Taxonomy.



What is the minimum share of sustainable investments with an environmental objective that are not aligned with the EU Taxonomy?

Although the Subfund commits to having a minimum proportion of its total net assets in sustainable investments with an environmental objective that are not aligned with the EU Taxonomy, the exact minimum proportion of sustainable investments with an environmental objective that are not aligned with the EU Taxonomy cannot be measured for the time being.



What is the minimum share of socially sustainable investments?

The minimum share of sustainable investments with a social objective is 1%.



What investments are included under "#2 Other", what is their purpose and are there any minimum environmental or social safeguards?

Investments such as cash, derivatives and structured product may fall under "#2 Other" since such instruments do not contribute to the E/S characteristics of this Subfund. Such investments do not have minimum environmental or social safeguards.

Investments may furthermore fall under "#2 Other" if insufficient ESG-related information is available. This applies in particular to asset classes for which ESG Factors are insufficiently defined at present or not sufficient ESG related information is available. Where possible, minimum environmental or social safeguards apply to the underlying securities by ensuring that CSAM ESG Exclusions are adhered to.

**Reference benchmarks** are indexes to measure whether the financial product attains the sustainable investment objective.



Is a specific index designated as a reference benchmark to determine whether this financial product is aligned with the environmental and/or social characteristics that it promotes?

The Subfund does not use a reference benchmark for the purpose of attaining the environmental and/or social characteristics.

How is the reference benchmark continuously aligned with each of the environmental or social characteristics promoted by the financial product?

Not applicable

How is the alignment of the investment strategy with the methodology of the index ensured on a continuous basis?

Not applicable

**How does the designated index differ from a relevant broad market index?**

Not applicable

**Where can the methodology used for the calculation of the designated index be found?**

Not applicable



**Where can I find more product specific information online?**

More product-specific information can be found on the website: [www.credit-suisse.com/fundsearch](http://www.credit-suisse.com/fundsearch)  
Additionally, more information about the CSAM Sustainable Investing Policy can be found in Chapter 4 "Investment Policy" of the Prospectus or online at: [www.credit-suisse.com/esg](http://www.credit-suisse.com/esg).  
More information about the CS SFDR Sustainable Investment Methodology can be found in Chapter 4 "Investment Policy" of the Prospectus.

**Sustainable investment** means an investment in an economic activity that contributes to an environmental or social objective, provided that the investment does not significantly harm any environmental or social objective and that the investee companies follow good governance practices.

The **EU Taxonomy** is a classification system laid down in Regulation (EU) 2020/852, establishing a list of **environmentally sustainable economic activities**. That Regulation does not include a list of socially sustainable economic activities. Sustainable investments with an environmental objective might be aligned with the Taxonomy or not.

**Sustainability indicators** measure how the sustainable objectives of this financial product are attained.

**Principal adverse impacts** are the most significant negative impacts of investment decisions on sustainability factors relating to environmental, social and employee matters, respect for human rights, anti-corruption and anti-bribery matters.



## Pre-contractual disclosure for the financial products referred to in Article 9, paragraphs 1 to 4a, of Regulation (EU) 2019/2088 and Article 5, first paragraph, of Regulation (EU) 2020/852

Product Name:  
Credit Suisse (Lux) Edutainment Equity Fund

Legal Entity Identifier:  
549300IB20RL7WAF7P09

### Sustainable Investment Objectives

#### Does this financial product have a sustainable investment objective?

Yes

No

<input type="checkbox"/>	It will make a minimum of <b>sustainable investments with an environmental objective</b> : ____ %	<input type="checkbox"/>	It <b>promotes Environmental/Social (E/S) characteristics</b> and while it does not have as its objective a sustainable investment, it will have a minimum proportion of ____% of sustainable investments
<input type="checkbox"/>	<input type="checkbox"/> in economic activities that qualify as environmentally sustainable under the EU Taxonomy	<input type="checkbox"/>	<input type="checkbox"/> with an environmental objective in economic activities that qualify as environmentally sustainable under the EU Taxonomy
<input type="checkbox"/>	<input type="checkbox"/> in economic activities that do not qualify as environmentally sustainable under the EU Taxonomy	<input type="checkbox"/>	<input type="checkbox"/> with an environmental objective in economic activities that do not qualify as environmentally sustainable under the EU Taxonomy
<input checked="" type="checkbox"/>	It will make a minimum of <b>sustainable investments with a social objective</b> : 80 %	<input type="checkbox"/>	It promotes E/S characteristics, but <b>will not make any sustainable investments</b>

#### What is the sustainable investment objective of this financial product?

The sustainable investment objective of this Subfund is to make profitable investments in companies that contribute to the following UN Sustainable Development Goals (SDGs):

- Goal 4: Quality Education
- Goal 8: Decent Work and Economic Growth
- Goal 9: Industry, Innovation and Infrastructure

The Subfunds aims to achieve its sustainable investment objective by investing in a pure-play investment universe of securities that are aligned with the above mentioned UN SDGs. The Subfunds assesses the investments of this universe with respect to their exposure to the UN SDGs and considers the results of this assessment in the investment process (Investing with a sustainability objective) in order to achieve the sustainable investment objective. Furthermore, the fund does not invest in certain companies based on a set of norms-, values-, and business conduct-based exclusion rules (ESG Exclusions), engages with investee companies and exercises voting rights (Active Ownership).

The Subfund does not use a reference benchmark for the purpose of attaining the sustainable investment objective. Please find further information on Investing with a Sustainability Objective, ESG Exclusions and Active Ownership below in the question "What investment strategy does this financial product follow?".

#### What sustainability indicators are used to measure the attainment of the sustainable investment objective of this financial product?

The Subfund uses the following sustainability indicators:

- Alignment of investments to SDGs
- Adherence to CSAM ESG Exclusions

#### How do sustainable investments not cause significant harm to any environmental or social sustainable investment objective?

CSAM considers the indicators for principal adverse impacts on sustainability factors (PAI Indicators) and further indicators from its exclusion framework to assess whether sustainable investments would cause significant harm to any environmental or social investment objective. For this purpose, CSAM has defined a set of criteria and thresholds that sustainable investments need to meet. The Investment Manager applies a monitoring tool to ensure that Sustainable Investments adhere to the "Do No Significant Harm" principle.

*How have the indicators for adverse impacts on sustainability factors been taken into account?*

PAI Indicators are taken into account as part of the CS SFDR Sustainable Investment Methodology applied by CSAM to identify investments which qualify as SFDR Sustainable Investments. CSAM has defined a set of criteria and thresholds to determine if an investment passes the DNSH condition. The Investment Manager applies a monitoring tool to ensure that Sustainable Investments adhere to the DNSH condition.

*How are the sustainable investments aligned with the OECD Guidelines for Multinational Enterprises and the UN Guiding Principles on Business and Human Rights*

The alignment of Sustainable investments with the 'OECD Guidelines for Multinational Enterprises' and the 'UN Guiding Principles on Business and Human Rights' is assessed through the CS business conduct framework as part of the CS ESG Exclusion framework. Companies that exhibit severe weaknesses in business conduct, particularly with regard to breaches of the 'United Nations Global Compact Principles' (UNGC) and companies placed on the watchlist, but with no immediate exclusion, are flagged to not be considered SFDR Sustainable Investments due to DNSH.



#### Does this financial product consider principal adverse impacts on sustainability factors?

Yes

Principal adverse impacts on sustainability factors, as defined by SFDR, are considered by this Subfund through the application of the CSAM PAI Framework.

The CSAM PAI Framework makes use of a combination of approaches to consider the PAI Indicators according to SFDR RTS Annex 1, Table 1. PAI Indicators are considered by means of pre-trade investment restrictions, post-trade activities and portfolio exposure monitoring. The applicability of these means depends on the nature of the indicator, as well as on the specific context of the investment that is causing the adverse impact. The degree and the way the PAI Indicators are considered, depend on various factors, such as on the type of investment fund or strategy, asset class, and availability of reliable data.

Information on principal adverse impacts on sustainability of this Subfund will be available in annual reports published after January 1, 2023.

No



#### What investment strategy does this financial product follow?

At least two-thirds of the Subfund's net assets are invested worldwide (including emerging markets) in equities and other equity-type securities and rights (American depository receipts [ADRs], global depository receipts, profit-sharing certificates, participation certificates, dividend rights certificates, etc.) issued by companies active in the field of edutainment through the complete value chain: from content creation to platform and delivery, to infrastructure and devices. Investments into edutainment refers in this context in particular to getting equity exposure to the increased need for and changing nature of future forms of education for society across any area of daily life. Investing in the edutainment area will include next generation providers of content, platforms as well as companies which provide the technology which enables edutainment.

To attain the sustainable investment objective, this Subfund applies ESG Exclusions, Investing with a sustainability objective, and Active Ownership as described in the Credit Suisse Asset Management Sustainable Investing Policy explained in Chapter 4 "Investment Policy" of the Prospectus.

For this Subfund, Investing with a Sustainability Objective consist of the following steps:

- **Check the alignment of investments to relevant SDGs on a pure-play basis**  
The investment manager analyses if the majority of the company's products' or services' calculated as a % of total revenue (i.e. pure-play) are aligned with the SDGs of the sustainable investment objective.
- **Identify material ESG Factors**  
The Investment Manager identifies the Subfund's material ESG Factors based on the fund's sustainable investment objectives. This assessment is supported by materiality frameworks, which define industry-specific weights of ESG Factors and take in particular sustainability risks into account.
- **ESG Security Analysis**  
CSAM performs security, sector and regional research on ESG Factors across the Subfund's investment universe. CSAM makes use of ESG data from third-party service providers and may combine them with CSAM proprietary analysis and information. This may include the alignment to SDGs, ESG related news, ESG ratings and scores, ESG related controversies and ESG trends.
- **Security Selection and Portfolio Implementation**  
Based on the identified material ESG Factors and the resulting ESG integrated security analysis, CSAM constructs the Subfund's portfolio composition. The Subfund's strategy is to invest in companies that are helping to lower the rising cost of education, broaden access to education, upskilling and employment opportunities. The bottom-up security selection process is based upon
  - alignment to the relevant SDGs > 50%;
  - financial factors such as revenue growth and profitability;
- **Portfolio Monitoring**  
CSAM continuously monitors the ESG Factors by its portfolio management system and significant changes in the ESG Factors of underlying securities are re-assessed regularly to evaluate increase or decrease the position.
- **Engagement**  
CSAM has a centralized engagement approach carried out by the CSAM Active Ownership team as described in Chapter 4, "Investment Policy". In addition, the Investment Manager may engage directly with companies individually in the event of serious ESG-related concerns.

#### What are the binding elements of the investment strategy used to select the investments to attain the sustainable investment objective?

The binding elements are:

- Application of Norms-, Values- and Business Conduct Exclusions
  - Exclusion of companies that are in breach of international treaties on controversial weapons (Norms-based Exclusions on direct investments)
  - Exclusion of companies that derive more than 5% of their revenue from conventional weapons and firearms, tobacco production, gambling, or adult entertainment (Value-based Exclusions on direct investments)

**The investment strategy** guides investment decisions based on factors such as investment objectives and risk tolerance.

- Exclusion of companies that derive more than 20% of their revenue from tobacco distribution, conventional weapons support systems or coal (coal mining and coal-based electricity generation) (Values-based Exclusions on direct investments)
- Exclusion of companies that conduct business activities in breach of, international norms such as the "United Nations Global Compact Principles" (UNGC) (Business-conduct Exclusions on direct investments)
- Integrate ESG Factors into the investment decision process without compromising diversification and risk management. This includes alignment of investments to SDGs. More information on the ESG Factors is available online at [www.credit-suisse.com/esg](http://www.credit-suisse.com/esg) (section "Sustainability Indicators").
- Performing proxy voting in accordance with the CSAM criteria and materiality thresholds defined in the Proxy Voting Approach and Policy Summary available online at: [www.credit-suisse.com/esg](http://www.credit-suisse.com/esg) (section "Active Ownership").
- Meeting the minimum proportions for investments which are SFDR Sustainable Investments

**Good governance** practices include sound management structures, employee relations, remuneration of staff and tax compliance.

#### What is the policy to assess good governance practices of the investee companies?

The methodology to assess and ensure good governance of investments, includes the following:

- **Business-conduct Exclusions:** Companies found to (1) systematically violate international norms, (2) where the breaches are particularly severe, or (3) where management is not open to implementing the necessary reforms, are put on a watchlist, and may be decided to be excluded from the firm-wide investment universe. Exclusions are considered as a last resort. Instead, engaging with investee companies is supposed to have a higher impact to prevent future breaches. Companies that are able and willing to take action may be subject to a period of engagement in which Credit Suisse aims to agree on targets and timelines for improvement, together with the company.
- **Proxy voting:** in markets and for investments where CSAM exercises its voting rights, CSAM votes on governance topics such as the independence of the board of directors, remuneration and board incentive systems, in line with its fiduciary duty. CSAM may discuss with investee companies shortcomings and what improvements CSAM expects, based on the CSAM proxy voting framework.
- **ESG Integration:** Governance topics may furthermore be assessed by considering ESG rating and/or governance relate data points (e.g., Governance Pillar score) during the investment decision process.

**Asset allocation** describes the share of investments in specific assets.



#### What is the asset allocation and the minimum share of sustainable investments?



##### #1 Sustainable

covers sustainable investments with environmental or social objectives.

##### #2 Not sustainable

includes investments which do not qualify as sustainable investments.

The planned minimum proportion of investments used to meet the sustainable investment objective (category #1 above) is 80% of its net asset value.

**Taxonomy-aligned activities** are expressed as a share of:

- **turnover** reflecting the share of revenue from green activities of investee companies
- **capital expenditure** (CapEx) showing the green investments made by investee companies, e.g. for a transition to a green economy.
- **operational expenditure** (OpEx) reflecting green operational activities of investee companies.

#### How does the use of derivatives attain the sustainable investment objective?

Derivatives are not used to attain the sustainable investment objective. However, they may be used as efficient portfolio management tools, for cash management, or for hedging purposes.

#### To what minimum extent are sustainable investments with an environmental objective aligned with the EU Taxonomy?

0%. This Subfund does not commit to make EU Taxonomy aligned investments. However, certain investments made by the Subfund may be aligned with the EU Taxonomy.

#### Does the financial product invest in fossil gas and/or nuclear energy related activities that comply with the EU Taxonomy<sup>1</sup>?

Yes:

- In fossil gas     In nuclear energy

No

<sup>1</sup> Fossil gas and/or nuclear related activities will only comply with the EU Taxonomy where they contribute to limiting climate change ("climate change mitigation") and do not significantly harm any EU Taxonomy objective - see explanatory note in the left hand margin. The full criteria for fossil gas and nuclear energy economic activities that comply with the EU Taxonomy are laid down in Commission Delegated Regulation (EU) 2022/1214.

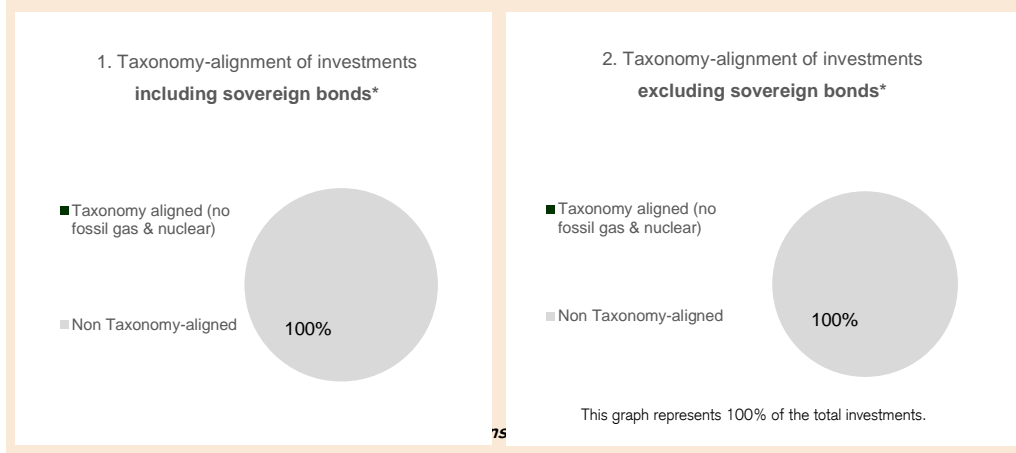


**Enabling activities** directly enable other activities to make a substantial contribution to an environmental objective.

**Transitional activities** are activities for which low-carbon alternatives are not yet available and among others have greenhouse gas emission levels corresponding to the best performance.



The two graphs below show in green the minimum percentage of investments that are aligned with the EU Taxonomy. As there is no appropriate methodology to determine the Taxonomy-alignment of sovereign bonds\*, the first graph shows the Taxonomy alignment in relation to all the investments of the financial product including sovereign bonds, while the second graph shows the Taxonomy alignment only in relation to the investments of the financial product other than sovereign bonds.



**What is the minimum share of investments in transitional and enabling activities?**

The minimum share of investments in transitional and enabling activities is 0% considering the subfund does not make sustainable investments with an environmental objective in economic activities that qualify as environmentally sustainable under the EU Taxonomy.



are environmentally sustainable investments that do not take into account the criteria for environmentally sustainable economic activities under the EU Taxonomy.



**What is the minimum share of sustainable investments with an environmental objective that are not aligned with the EU Taxonomy?**

Not applicable



**What is the minimum share of socially sustainable investments?**

The Subfund will make a minimum of 80% of sustainable investments with a social objective.



**What investments are included under “#2 Not sustainable”, what is their purpose and are there any minimum environmental or social safeguards?**

Investments such as cash and derivatives may fall under “#2 Not sustainable” since such instruments do not contribute to the sustainable investment objective of this Subfund.

**Is a specific index designated as a reference benchmark to meet the sustainable investment objective?**

The Subfund does not use a reference benchmark for the purpose of attaining the sustainable investment objective.

**How does the reference benchmark take into account sustainability factors in a way that is continuously aligned with the sustainable investment objective?**

Not applicable

**How is the alignment of the investment strategy with the methodology of the index ensured on a continuous basis?**

Not applicable

**How does the designated index differ from a relevant broad market index?**

Not applicable

**Where can the methodology used for the calculation of the designated index be found?**

Not applicable

**Where can I find more product specific information online?**

**Reference benchmarks**

are indexes to measure whether the financial product attains the sustainable investment objective.





More product-specific information can be found on the website: [www.credit-suisse.com/fundsearch](http://www.credit-suisse.com/fundsearch).  
Additionally, more information about the CSAM Sustainable Investing Policy can be found in Chapter 4 "Investment Policy" of the Prospectus or online at: [www.credit-suisse.com/esg](http://www.credit-suisse.com/esg).  
More information about the CS SFDR Sustainable Investment Methodology can be found in Chapter 4 "Investment Policy" of the Prospectus.

**Pre-contractual disclosure for the financial products referred to in Article 8, paragraphs 1, 2 and 2a, of Regulation (EU) 2019/2088 and Article 6, first paragraph, of Regulation (EU) 2020/852**Product Name:  
Credit Suisse (Lux) Energy Evolution Equity FundLegal Entity Identifier:  
[TBC]**Environmental and/or social characteristics****Sustainable investment**

means an investment in an economic activity that contributes to an environmental or social objective, provided that the investment does not significantly harm any environmental or social objective and that the investee companies follow good governance practices.

The **EU Taxonomy** is a classification system laid down in Regulation (EU) 2020/852, establishing a list of **environmentally sustainable economic activities**. That Regulation does not include a list of socially sustainable economic activities. Sustainable investments with an environmental objective might be aligned with the Taxonomy or not.

**Does this financial product have a sustainable investment objective?**●  Yes
 It will make a minimum of **sustainable investments with an environmental objective**: \_\_\_\_ %

 in economic activities that qualify as environmentally sustainable under the EU Taxonomy

 in economic activities that do not qualify as environmentally sustainable under the EU Taxonomy

 It will make a minimum of **sustainable investments with a social objective**: \_\_\_\_ %
●  No
 It **promotes Environmental/Social (E/S) characteristics** and while it does not have as its objective a sustainable investment, it will have a minimum proportion of 5 % of sustainable investments

 with an environmental objective in economic activities that qualify as environmentally sustainable under the EU Taxonomy

 with an environmental objective in economic activities that do not qualify as environmentally sustainable under the EU Taxonomy

 with a social objective

 It promotes E/S characteristics, but **will not make any sustainable investments**
**What environmental and/or social characteristics are promoted by this financial product?**

This Subfund promotes the following environmental and social characteristics:

- promotes to invest into companies that comply with international treaties on controversial weapons (Norms-based Exclusions on direct investments)
- promotes not to invest into companies that derive more than 5% of their revenue from conventional weapons and firearms, tobacco production, gambling, or adult entertainment (Value-based Exclusions on direct investments)
- promotes not to invest into companies that derive more than 20% of their revenue from tobacco distribution, conventional weapons support systems or coal (coal mining and coal-based electricity generation) (Values-based Exclusions on direct investments)
- promotes adherence to, and conducting business activities in accordance with, international norms such as the "United Nations Global Compact Principles" (UNGCP) (Business-conduct Exclusions on direct investments)
- promotes higher exposure to investments that have better ESG profile and fewer ESG controversies over their investment cycle (ESG Integration)
- promotes contribution to sustainable practices through proxy voting and the inclusion of the Subfund's investments into CSAM's centralized engagement approach, in line with CSAM's fiduciary duty (Active Ownership)

It does not use a reference benchmark for the purpose of attaining the environmental and/or social characteristics. Please find further information on ESG Integration, ESG Exclusions and Active Ownership below in the question "What investment strategy does this financial product follow?" and online at [www.credit-suisse.com/esg](http://www.credit-suisse.com/esg).

**What sustainability indicators are used to measure the attainment of the sustainable investment objective of this financial product?**

The Subfund uses the following sustainability indicators:

- ESG Rating
- Environmental Pillar Score
- Social Pillar Score
- Governance Pillar Score
- ESG Controversies Flag
- Adherence to CSAM ESG Exclusions

**What are the objectives of the sustainable investments that the financial product partially intends to make and how does the sustainable investment contribute to such objectives?**

The objectives of the SFDR Sustainable Investments are to contribute to Environmental and/or Social objectives. Sustainable revenue thresholds and climate targets are used to determine to which extent investments contribute to the environmental or social objectives targeted by the Subfunds (e.g. key resource efficiency indicators on the use of energy, renewable energy, raw materials, water, and land, tackling inequality or fostering social cohesion, social integration, and labour relations) in accordance with the CS SFDR Sustainable Investment Methodology. It defines the criteria that CSAM

**Sustainability indicators** measure how the sustainable objectives of this financial product are attained.

uses to determine if an investment is a sustainable investment, considering E/S contribution, DNSH and good governance.

**Principal adverse** impacts are the most significant negative impacts of investment decisions on sustainability factors relating to environmental, social and employee matters, respect for human rights, anti-corruption and anti-bribery matters.

### How do the sustainable investments that the financial product partially intends to make, not cause significant harm to any environmental or social sustainable investment objective?

CSAM considers the indicators for principal adverse impacts on sustainability factors (PAI Indicators) and further indicators from its exclusion framework to assess whether sustainable investments would cause significant harm to any environmental or social investment objective. For this purpose, CSAM has defined a set of criteria and thresholds that sustainable investments need to meet. The Investment Manager applies a monitoring tool to ensure that Sustainable Investments adhere to the "Do No Significant Harm" principle.

#### How have the indicators for adverse impacts on sustainability factors been taken into account?

PAI Indicators are taken into account as part of the CS SFDR Sustainable Investment Methodology applied by CSAM to identify investments which qualify as SFDR Sustainable Investments. CSAM has defined a set of criteria and thresholds to determine if an investment passes the DNSH condition. The Investment Manager applies a monitoring tool to ensure that Sustainable Investments adhere to the DNSH condition.

#### How are the sustainable investments aligned with the OECD Guidelines for Multinational Enterprises and the UN Guiding Principles on Business and Human Rights

The alignment of Sustainable investments with the 'OECD Guidelines for Multinational Enterprises' and the 'UN Guiding Principles on Business and Human Rights' is assessed through the CS business conduct framework as part of the CS ESG Exclusion framework. Companies that exhibit severe weaknesses in business conduct, particularly with regard to breaches of the 'United Nations Global Compact Principles' (UNGC) and companies placed on the watchlist, but with no immediate exclusion, are flagged to not be considered SFDR Sustainable Investments due to DNSH.

*The EU Taxonomy sets out a "do not significant harm" principle by which Taxonomy-aligned investments should not significantly harm EU Taxonomy objectives and is accompanied by specific EU criteria.*

*The "do no significant harm" principle applies only to those investments underlying the financial product that take into account the EU criteria for environmentally sustainable economic activities. The investments underlying the remaining portion of this financial product do not take into account the EU criteria for environmentally sustainable economic activities.*

*Any other sustainable investments must also not significantly harm any environmental or social objectives.*



### Does this financial product consider principal adverse impacts on sustainability factors?

Yes

Principal adverse impacts on sustainability factors, as defined by SFDR, are considered by this Subfund through the application of the CSAM PAI Framework.

The CSAM PAI Framework makes use of a combination of approaches to consider the PAI Indicators according to SFDR RTS Annex 1, Table 1. PAI Indicators are considered by means of pre-trade investment restrictions, post-trade activities and portfolio exposure monitoring. The applicability of these means depends on the nature of the indicator, as well as on the specific context of the investment that is causing the adverse impact. The degree and the way the PAI Indicators are considered, depend on various factors, such as on the type of investment fund or strategy, asset class, and availability of reliable data.

Information on principal adverse impacts on sustainability of this Subfund will be available in annual reports published after January 1, 2023.

No



**The investment strategy** guides investment decisions based on factors such as investment objectives and risk tolerance.

### What investment strategy does this financial product follow?

At least two-thirds of the Subfund's net assets are invested worldwide (including emerging markets) in equities and other equity-type securities issued by companies active in the field of energy transition through the evolution of the complete value chain: materials & chemicals, production, generation & supply, and infrastructure, consumption & mobility.

To attain the environmental or social characteristics promoted by this Subfund, this Subfund applies ESG Exclusions, ESG Integration and Active Ownership as described in the Credit Suisse Asset Management Sustainable Investing Policy explained in Chapter 4 "Investment Policy" of the Prospectus.

The ESG Integration process for this Subfund follows the following steps:

- **Identification of material ESG Factors**

First, the Investment Manager uses materiality frameworks to identify those ESG Factors that are relevant to the investment strategy. Materiality frameworks are concepts that help to identify sustainability-related issues and opportunities that are likely to affect the financial condition or operating performance of companies within an industry. Material factors are furthermore assessed based on the Subfund's sector and geographical exposure. Second, the Investment Manager prioritizes the material factors that are most relevant to the subsequent investment decisions based on the portfolio's current market exposure. Materiality of ESG Factors and ESG Factors included in the investment process may change over time.

- **ESG security analysis**

Based on the identified material ESG Factors, the Investment Manager performs security research across the

Subfund's investment universe. The Investment Manager makes use of ESG ratings from third-party service providers and may combine them with CSAM's proprietary analyses and information. These may include ESG-related news, ESG ratings and scores, ESG-related controversies, and ESG trends. The ESG data are fully integrated in the portfolio management software. The CSAM sustainable investing team may offer additional support, where needed, and advise on access to other ESG data providers. The outcome of the ESG analysis of individual securities, combined with financial research, permits the Investment Managers to make ESG-adjusted risk/return assessments. This enables the Investment Manager to compare securities on an ESG-adjusted basis and to evaluate whether to keep certain securities in the portfolio or to sell them during the security selection and portfolio implementation stage. The ESG security analysis is updated periodically.

- **Security selection and portfolio implementation**

Based on the identified material ESG Factors and the ESG-adjusted security analysis, the Investment Managers constructs a portfolio in accordance with the Subfund's investment process and principles. The ESG-adjusted security analysis combined with portfolio construction considerations is used to determine appropriate portfolio weights that reflect the ESG-adjusted risk/return profile of the analyzed securities. The research process might make use of dedicated ESG questionnaires with potential follow-up meetings with investee companies in case incomplete data is available from third-party ESG data providers.

- **Portfolio monitoring**

The Investment Manager monitors the ESG Factors periodically to detect significant changes in the ESG Factors of the underlying securities. They regularly reassess the portfolio, taking into consideration financial and ESG metrics, and consequently decide whether to increase or decrease positions in the portfolio.

- **Engagement**

CSAM has a centralized engagement approach carried out by the CSAM Active Ownership team as described in Chapter 4, "Investment Policy". In addition, the Investment Manager may engage directly with companies individually in the event of serious ESG-related concerns.

### What are the binding elements of the investment strategy used to select the investments to attain each of the environmental or social characteristics promoted by this financial product?

The binding elements are:

- Application of Norms-, Values- and Business Conduct Exclusions
  - Exclusion of companies that are in breach of international treaties on controversial weapons (Norms-based Exclusions on direct investments)
  - Exclusion of companies that derive more than 5% of their revenue from conventional weapons and firearms, tobacco production, gambling, or adult entertainment (Value-based Exclusions on direct investments)
  - Exclusion of companies that derive more than 20% of their revenue from tobacco distribution, conventional weapons support systems or coal (coal mining and coal-based electricity generation) (Values-based Exclusions on direct investments)
  - Exclusion of companies that conduct business activities in breach of, international norms such as the "United Nations Global Compact Principles" (UNGC) (Business-conduct Exclusions on direct investments)
- Integrate ESG Factors into the investment decision process without compromising diversification and risk management. This includes:
  - For direct equity investments systematic consideration of the investment's ESG profile as measured for example by the ESG rating, Pillar Scores and ESG controversies. More information on the ESG rating, Pillar Scores and ESG controversies is available online at [www.credit-suisse.com/esg](http://www.credit-suisse.com/esg) (section "Sustainability Indicators").
- Performing proxy voting in accordance with the CSAM criteria and materiality thresholds defined in the Proxy Voting Approach and Policy Summary available online at [www.credit-suisse.com/esg](http://www.credit-suisse.com/esg) (section "Active Ownership").
- Meeting the minimum proportions for investments which are E/S aligned and SFDR Sustainable Investments

**Good governance** practices include sound management structures, employee relations, remuneration of staff and tax compliance.

### What is the committed minimum rate to reduce the scope of the investments considered prior to the application of that investment strategy?

This Subfund does not have a commitment to reduce the scope of investments by a minimum rate.

### What is the policy to assess good governance practices of the investee companies?

The methodology to assess and ensure good governance of investments, includes the following:

- Business-conduct Exclusions: Companies found to (1) systematically violate international norms, (2) where the breaches are particularly severe, or (3) where management is not open to implementing the necessary reforms, are put on a watchlist, and may be decided to be excluded from the firm-wide investment universe. Exclusions are considered as a last resort. Instead, engaging with investee companies is supposed to have a higher impact to prevent future breaches. Companies that are able and willing to take action may be subject to a period of engagement in which Credit Suisse aims to agree on targets and timelines for improvement, together with the company.
- Proxy voting: in markets and for investments where CSAM exercises its voting rights, CSAM votes on governance topics such as the independence of the board of directors, remuneration and board incentive systems, in line with its fiduciary duty. CSAM may discuss with investee companies shortcomings and what improvements CSAM expects, based on the CSAM proxy voting framework.
- ESG Integration: Governance topics may furthermore be assessed by considering ESG rating and/or governance relate data points (e.g., Governance Pillar score) during the investment decision process.

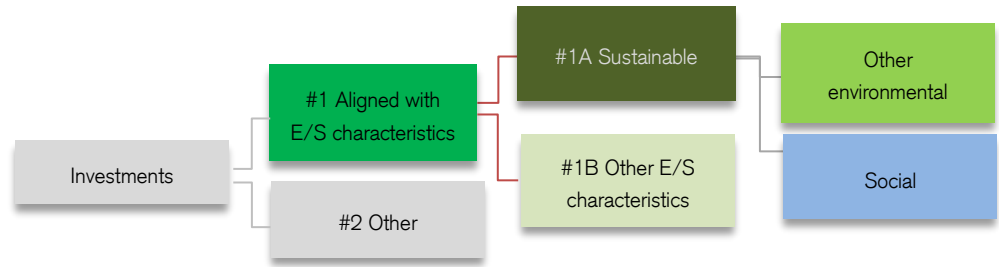
**Asset allocation** describes the share of investments in specific assets.



**Taxonomy-aligned activities** are expressed as a share of:

- **turnover** reflecting the share of revenue from green activities of investee companies
- **capital expenditure** (CapEx) showing the green investments made by investee companies, e.g. for a transition to a green economy.
- **operational expenditure** (OpEx) reflecting green operational activities of investee companies.

**What is the asset allocation planned for this financial product?**



**#1 Aligned with E/S characteristics** includes the investments of the financial product used to attain the environmental or social characteristics promoted by the financial product.

**#2 Other** includes the remaining investments of the financial product which are neither aligned with the environmental or social characteristics, nor are qualified as sustainable investments.

The category **#1 Aligned with E/S characteristics** covers:

- The sub-category #1A Sustainable covers sustainable investments with environmental or social objectives
- The sub-category #1B Other E/S characteristics covers investments aligned with the environmental or social characteristics that do not qualify as sustainable investments.

The planned minimum proportion of investments used to meet the environmental or social characteristics promoted by this Subfund (category #1 above) is 70% of its total net assets.

Within this category the Subfund aims to hold a minimum proportion of 5% of its total net assets in sustainable investments (category #1A above). Within that category, the Subfund aims to hold a minimum proportion of 1% of its total net assets in sustainable investments with an environmental objective in economic activities that do not qualify as environmentally sustainable under the EU Taxonomy. Although the Subfund commits to having a minimum proportion of its total net assets in sustainable investments with a social objective, the exact minimum proportion of sustainable investments with a social objective cannot be measured for the time being.

For investment in category #1B above ESG Exclusions are applied to ensure minimum environmental or social safeguards.

**How does the use of derivatives attain the environmental or social characteristics promoted by the financial product?**

Derivatives are not used to attain the environmental or social characteristics of the Subfund. However, they may be used as efficient portfolio management tools, for cash management, for hedging purposes, or as an additional source of return.



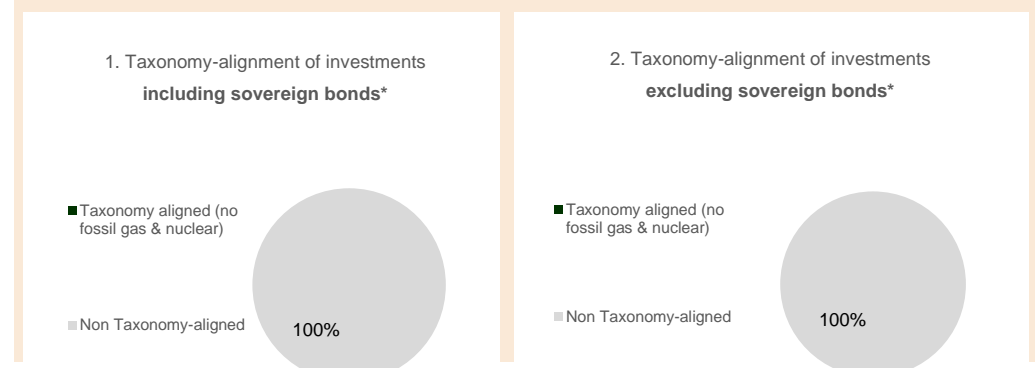
**To what minimum extent are sustainable investments with an environmental objective aligned with the EU Taxonomy?**

0%. This Subfund does not commit to make EU Taxonomy aligned investments. However, certain investments made by the Subfund may be aligned with the EU Taxonomy.

*Does the financial product invest in fossil gas and/or nuclear energy related activities that comply with the EU Taxonomy<sup>1</sup>?*

- Yes:
- In fossil gas
  - In nuclear energy
- No

*The two graphs below show in green the minimum percentage of investments that are aligned with the EU Taxonomy. As there is no appropriate methodology to determine the Taxonomy-alignment of sovereign bonds\*, the first graph shows the Taxonomy alignment in relation to all the investments of the financial product including sovereign bonds, while the second graph shows the Taxonomy alignment only in relation to the investments of the financial product other than sovereign bonds.*



<sup>1</sup> Fossil gas and/or nuclear related activities will only harm any EU Taxonomy objective - see explanatory notes. These activities are laid down in Commission Delegated Regulation (EU) 2022/1214.

cl ur This graph represents 100% of the total investments.

*\*For the purpose of these graphs, 'sovereign bonds' consist of all sovereign exposures*

**Enabling activities** directly enable other activities to make a substantial contribution to an environmental objective.

**Transitional activities** are activities for which low-carbon alternatives are not yet available and among others have greenhouse gas emission levels corresponding to the best performance.



**What is the minimum share of investments in transitional and enabling activities?**

The minimum share of investments in transitional and enabling activities is 0% considering the subfund does not make sustainable investments with an environmental objective in economic activities that qualify as environmentally sustainable under the EU Taxonomy.

**What is the minimum share of sustainable investments with an environmental objective that are not aligned with the EU Taxonomy?**

The minimum share of sustainable investments with an environmental objective that are not aligned with the EU Taxonomy is 1%



**What is the minimum share of socially sustainable investments?**

Although the Subfund commits to having a minimum proportion of its total net assets in sustainable investments with a social objective, the exact minimum proportion of sustainable investments with a social objective cannot be measured for the time being.



**What investments are included under "#2 Other", what is their purpose and are there any minimum environmental or social safeguards?**

Investments such as cash, derivatives and structured product may fall under "#2 Other" since such instruments do not contribute to the E/S characteristics of this Subfund. Such investments do not have minimum environmental or social safeguards.

Investments may furthermore fall under "#2 Other" if insufficient ESG-related information is available. This applies in particular to asset classes for which ESG Factors are insufficiently defined at present or not sufficient ESG related information is available. Where possible, minimum environmental or social safeguards apply to the underlying securities by ensuring that CSAM ESG Exclusions are adhered to.



are environmentally sustainable investments **that do not take into account the criteria** for environmentally sustainable economic activities under the EU Taxonomy.



**Reference benchmarks**

are indexes to measure whether the financial product attains the sustainable investment objective.

**Is a specific index designated as a reference benchmark to determine whether this financial product is aligned with the environmental and/or social characteristics that it promotes?**

The Subfund does not use a reference benchmark for the purpose of attaining the environmental and/or social characteristics.

**How is the reference benchmark continuously aligned with each of the environmental or social characteristics promoted by the financial product?**

Not applicable

**How is the alignment of the investment strategy with the methodology of the index ensured on a continuous basis?**

Not applicable

**How does the designated index differ from a relevant broad market index?**

Not applicable

**Where can the methodology used for the calculation of the designated index be found?**

Not applicable



**Where can I find more product specific information online?**

More product-specific information can be found on the website: [www.credit-suisse.com/fundsearch](http://www.credit-suisse.com/fundsearch)  
Additionally, more information about the CSAM Sustainable Investing Policy can be found in Chapter 4 "Investment Policy" of the Prospectus or online at: [www.credit-suisse.com/esg](http://www.credit-suisse.com/esg).  
More information about the CS SFDR Sustainable Investment Methodology can be found in Chapter 4 "Investment Policy" of the Prospectus.





**Sustainable investment** means an investment in an economic activity that contributes to an environmental or social objective, provided that the investment does not significantly harm any environmental or social objective and that the investee companies follow good governance practices.

The **EU Taxonomy** is a classification system laid down in Regulation (EU) 2020/852, establishing a list of **environmentally sustainable economic activities**. That Regulation does not include a list of socially sustainable economic activities. Sustainable investments with an environmental objective might be aligned with the Taxonomy or not.

**Sustainability indicators** measure how the sustainable objectives of this financial product are attained.



## Pre-contractual disclosure for the financial products referred to in Article 9, paragraphs 1 to 4a, of Regulation (EU) 2019/2088 and Article 5, first paragraph, of Regulation (EU) 2020/852

Product Name:  
Credit Suisse (Lux) Environmental Impact Equity Fund

Legal Entity Identifier:  
5493000NE03IVH6FWW93

### Sustainable Investment Objectives

#### Does this financial product have a sustainable investment objective?

Yes

No

<input checked="" type="checkbox"/> It will make a minimum of <b>sustainable investments with an environmental objective</b> : 80 %	<input type="checkbox"/> It <b>promotes Environmental/Social (E/S) characteristics</b> and while it does not have as its objective a sustainable investment, it will have a minimum proportion of ____ % of sustainable investments
<input type="checkbox"/> in economic activities that qualify as environmentally sustainable under the EU Taxonomy	<input type="checkbox"/> with an environmental objective in economic activities that qualify as environmentally sustainable under the EU Taxonomy
<input checked="" type="checkbox"/> in economic activities that do not qualify as environmentally sustainable under the EU Taxonomy	<input type="checkbox"/> with an environmental objective in economic activities that do not qualify as environmentally sustainable under the EU Taxonomy
<input type="checkbox"/> It will make a minimum of <b>sustainable investments with a social objective</b> : ____ %	<input type="checkbox"/> with a social objective
	<input type="checkbox"/> It promotes E/S characteristics, but <b>will not make any sustainable investments</b>

#### What is the sustainable investment objective of this financial product?

The sustainable investment objective of this Subfund is to make profitable investments in companies that support the reduction in carbon emissions and contribute to the following UN Sustainable Development Goals (SDGs):

- Goal 6: Clean Water and Sanitation
- Goal 7: Affordable and Clean Energy
- Goal 9: Industry, Innovation and Infrastructure
- Goal 11: Sustainable Cities and Communities
- Goal 12: Responsible Consumption
- Goal 13: Climate Action

The Subfund has a reduction in carbon emissions as its objective in view of achieving the long-term global warming objectives of the Paris Agreement. The Subfund does not use an EU Climate Transition Benchmark. The investment strategy to achieve this goal is to invest in companies which offer products which directly contribute to the reduction of global warming and the emission of greenhouse gas. The Subfund has not implemented the methodological requirements for EU Climate Transition Benchmarks set out in Commission Delegated Regulation (EU) 2020/1818.

The Subfund aims to achieve its sustainable investment objective by integrating ESG Factors into the investment decision process (ESG Integration), does not invest in certain companies or sectors based on a set of norms-, values-, and business conduct-based exclusion rules (ESG Exclusions), engages with investee companies and exercises voting rights (Active Ownership).

The Subfund does not use a reference benchmark for the purpose of attaining the sustainable investment objective. Please find further information on ESG Integration, ESG Exclusions and Active Ownership below in the question "What investment strategy does this financial product follow?".

#### What sustainability indicators are used to measure the attainment of the sustainable investment objective of this financial product?

The Subfund uses the following sustainability indicators:

- Alignment of investments to SDGs of the sustainable investment objective
- Adherence to CSAM ESG Exclusions

#### How do sustainable investments not cause significant harm to any environmental or social sustainable investment objective?

CSAM considers the indicators for principal adverse impacts on sustainability factors (PAI Indicators) and further indicators from its exclusion framework to assess whether sustainable investments would cause significant harm to any environmental or social investment objective. For this purpose, CSAM has defined a set of criteria and thresholds that sustainable investments need to meet. The Investment Manager applies a monitoring tool to ensure that Sustainable Investments adhere to the "Do No Significant Harm" principle.

*How have the indicators for adverse impacts on sustainability factors been taken into account?*

**Principal adverse** impacts are the most significant negative impacts of investment decisions on sustainability factors relating to environmental, social and employee matters, respect for human rights, anti-corruption and anti-bribery matters.



PAI Indicators are taken into account as part of the CS SFDR Sustainable Investment Methodology applied by CSAM to identify investments which qualify as SFDR Sustainable Investments. CSAM has defined a set of criteria and thresholds to determine if an investment passes the DNSH condition. The Investment Manager applies a monitoring tool to ensure that Sustainable Investments adhere to the DNSH condition.

*How are the sustainable investments aligned with the OECD Guidelines for Multinational Enterprises and the UN Guiding Principles on Business and Human Rights*

The alignment of Sustainable investments with the 'OECD Guidelines for Multinational Enterprises' and the 'UN Guiding Principles on Business and Human Rights' is assessed through the CS business conduct framework as part of the CS ESG Exclusion framework. Companies that exhibit severe weaknesses in business conduct, particularly with regard to breaches of the 'United Nations Global Compact Principles' (UNGC) and companies placed on the watchlist, but with no immediate exclusion, are flagged to not be considered SFDR Sustainable Investments due to DNSH.

**Does this financial product consider principal adverse impacts on sustainability factors?**

Yes

Principal adverse impacts on sustainability factors, as defined by SFDR, are considered by this Subfund through the application of the CSAM PAI Framework.

The CSAM PAI Framework makes use of a combination of approaches to consider the PAI Indicators according to SFDR RTS Annex 1, Table 1. PAI Indicators are considered by means of pre-trade investment restrictions, post-trade activities and portfolio exposure monitoring. The applicability of these means depends on the nature of the indicator, as well as on the specific context of the investment that is causing the adverse impact. The degree and the way the PAI Indicators are considered, depend on various factors, such as on the type of investment fund or strategy, asset class, and availability of reliable data.

Information on principal adverse impacts on sustainability of this Subfund will be available in annual reports published after January 1, 2023.

No



**The investment strategy** guides investment decisions based on factors such as investment objectives and risk tolerance.

**What investment strategy does this financial product follow?**

At least two-thirds of the Subfund's net assets are invested worldwide (including emerging markets) in equities and other equity-type securities and rights (American depository receipts [ADRs], global depository receipts [GDRs], profit-sharing certificates, participation certificates, dividend rights certificates, etc.) issued by companies whose products, services and business models are built on offering and developing solutions which have a real and direct impact on solving the most pressing environmental and climate issues. Measurability of the real impact among criteria like active reduction of greenhouse gas emissions, water treatment and recycling of materials, among others, is essential. Investments include real impact solutions across many sub-areas like environmental impact mitigation, carbon emission technology, circular economy, renewable energy and others.

To attain the sustainable investment objective, this Subfund applies ESG Exclusions, ESG Integration and Active Ownership as described in the Credit Suisse Asset Management Sustainable Investing Policy explained in Chapter 4 "Investment Policy" of the Prospectus.

The ESG Integration process for this Subfund applies the following steps:

- **Identify material ESG Factors**  
The Investment Manager identifies the Subfund's material ESG Factors based on the fund's sustainable investment objectives. This assessment is supported by materiality frameworks, which define industry-specific weights of ESG Factors and take in particular sustainability risks into account.
- **ESG Security Analysis**  
CSAM performs security, sector and regional research on ESG Factors across the Subfund's investment universe. CSAM makes use of ESG data from third-party service providers and may combine them with CSAM proprietary analysis and information. This may include the alignment to SDGs, ESG related news, ESG ratings and scores, ESG related controversies and ESG trends.
- **Security Selection and Portfolio Implementation**  
Based on the identified material ESG Factors and the resulting ESG adjusted risk-return assessment, the Investment Manager constructs the Subfund's portfolio composition to meet the sustainable investment objectives and the targeted UN SDGs. The Subfund's strategy is to invest in companies that are helping to solve the most pressing environmental and climate issues. The eligible investment universe is defined through a positive screening involving quantitative and qualitative ESG criteria. The portfolio stocks are subsequently selected bottom-up including:
  - Impact analysis (defining and assessing impacts and KPIs)
  - ESG assessment (subcategory assessment)
  - Fundamental analysis (financial metrics, competition, management)
- **Portfolio Monitoring**  
CSAM continuously monitors the ESG Factors by its portfolio management system and significant changes in the ESG Factors of underlying securities are re-assessed regularly to evaluate increase or decrease the position.
- **Engagement**  
CSAM has a centralized engagement approach carried out by the CSAM Active Ownership team as described in Chapter 4, "Investment Policy". In addition, the Investment Manager may engage directly with companies individually in the event of serious ESG-related concerns.

**What are the binding elements of the investment strategy used to select the investments to attain the sustainable investment objective?**

The binding elements are:

- Application of Norms-, Values- and Business Conduct Exclusions
  - Exclusion of companies that are in breach of international treaties on controversial weapons (Norms-based Exclusions on direct investments)
  - Exclusion of companies that derive more than 5% of their revenue from conventional weapons and firearms, tobacco production, gambling, or adult entertainment (Value-based Exclusions on direct investments)
  - Exclusion of companies that derive more than 20% of their revenue from tobacco distribution, conventional weapons support systems or coal (coal mining and coal-based electricity generation) (Values-based Exclusions on direct investments)
  - Exclusion of companies that conduct business activities in breach of, international norms such as the "United Nations Global Compact Principles" (UNGC) (Business-conduct Exclusions on direct investments)
- Integrate ESG Factors into the investment decision process without compromising diversification and risk management. This includes alignment of investments to SDGs. More information on the ESG rating, Pillar Scores and ESG controversies is available online at [www.credit-suisse.com/esg](http://www.credit-suisse.com/esg) (section "Sustainability Indicators").
- Performing proxy voting in accordance with the CSAM criteria and materiality thresholds defined in the Proxy Voting Approach and Policy Summary available online at: [www.credit-suisse.com/esg](http://www.credit-suisse.com/esg) (section "Active Ownership").
- Meeting the minimum proportions for investments which are SFDR Sustainable Investments.

**Good governance** practices include sound management structures, employee relations, remuneration of staff and tax compliance.

### What is the policy to assess good governance practices of the investee companies?

The methodology to assess and ensure good governance of investments, includes the following:

- Business-conduct Exclusions: Companies found to (1) systematically violate international norms, (2) where the breaches are particularly severe, or (3) where management is not open to implementing the necessary reforms, are put on a watchlist, and may be decided to be excluded from the firm-wide investment universe. Exclusions are considered as a last resort. Instead, engaging with investee companies is supposed to have a higher impact to prevent future breaches. Companies that are able and willing to take action may be subject to a period of engagement in which Credit Suisse aims to agree on targets and timelines for improvement, together with the company.
- Proxy voting: in markets and for investments where CSAM exercises its voting rights, CSAM votes on governance topics such as the independence of the board of directors, remuneration and board incentive systems, in line with its fiduciary duty. CSAM may discuss with investee companies shortcomings and what improvements CSAM expects, based on the CSAM proxy voting framework.
- ESG Integration: Governance topics may furthermore be assessed by considering ESG rating and/or governance relate data points (e.g., Governance Pillar score) during the investment decision process.

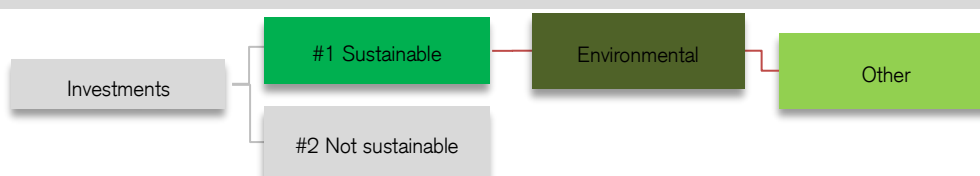
**Asset allocation** describes the share of investments in specific assets.



**Taxonomy**-aligned activities are expressed as a share of:

- **turnover** reflecting the share of revenue from green activities of investee companies
- **capital expenditure** (CapEx) showing the green investments made by investee companies, e.g. for a transition to a green economy.
- **operational expenditure** (OpEx) reflecting green operational activities of investee companies.

### What is the asset allocation and the minimum share of sustainable investments?



#### #1 Sustainable

covers sustainable investments with environmental or social objectives.

#### #2 Not sustainable

includes investments which do not qualify as sustainable investments.

The planned minimum proportion of investments used to meet the sustainable investment objective (category #1 above) is 80% of its net asset value.

### How does the use of derivatives attain the sustainable investment objective?

Derivatives are not used to attain the sustainable investment objective. However, they may be used as efficient portfolio management tools, for cash management, or for hedging purposes.

### To what minimum extent are sustainable investments with an environmental objective aligned with the EU Taxonomy?

0%. This Subfund does not commit to make EU Taxonomy aligned investments. However, certain investments made by the Subfund may be aligned with the EU Taxonomy.

**Does the financial product invest in fossil gas and/or nuclear energy related activities that comply with the EU Taxonomy<sup>1</sup>?**

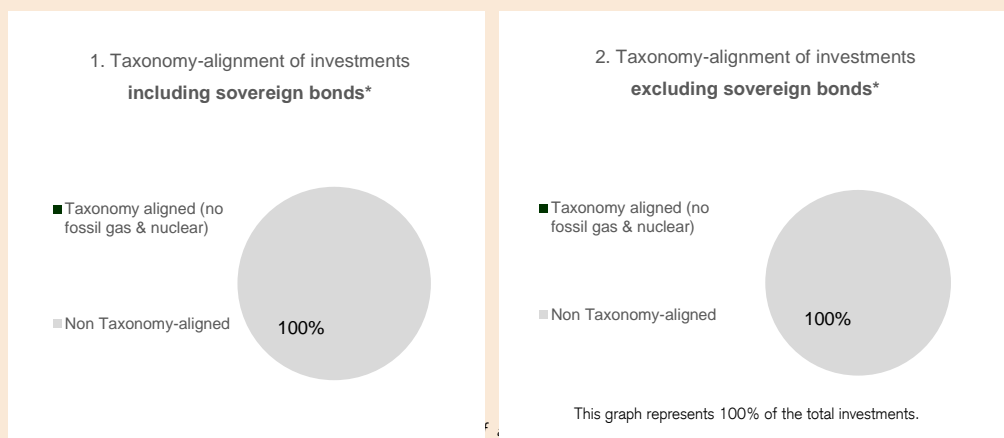
Yes:

- In fossil gas     In nuclear energy

<sup>1</sup> Fossil gas and/or nuclear related activities will only comply with the EU Taxonomy where they contribute to limiting climate change ("climate change mitigation") and do not significantly harm any EU Taxonomy objective - see explanatory note in the left hand margin. The full criteria for fossil gas and nuclear energy economic activities that comply with the EU Taxonomy are laid down in Commission Delegated Regulation (EU) 2022/1214.

☒ No

**The two graphs below show in green the minimum percentage of investments that are aligned with the EU Taxonomy. As there is no appropriate methodology to determine the Taxonomy-alignment of sovereign bonds\*, the first graph shows the Taxonomy alignment in relation to all the investments of the financial product including sovereign bonds, while the second graph shows the Taxonomy alignment only in relation to the investments of the financial product other than sovereign bonds.**



**Enabling activities** directly enable other activities to make a substantial contribution to an environmental objective.

**Transitional activities** are activities for which low-carbon alternatives are not yet available and among others have greenhouse gas emission levels corresponding to the best performance.



are environmentally sustainable investments that do not take into account the criteria for environmentally sustainable economic activities under the EU Taxonomy.



**What is the minimum share of investments in transitional and enabling activities?**

The minimum share of investments in transitional and enabling activities is 0% considering the subfund does not make sustainable investments with an environmental objective in economic activities that qualify as environmentally sustainable under the EU Taxonomy.

**What is the minimum share of sustainable investments with an environmental objective that are not aligned with the EU Taxonomy?**

The minimum share of sustainable investments with an environmental objective that are not aligned with the EU Taxonomy is 80%.



**What is the minimum share of socially sustainable investments?**

Not applicable



**What investments are included under "#2 Not sustainable", what is their purpose and are there any minimum environmental or social safeguards?**

Investments such as cash and derivatives may fall under "#2 Not sustainable" since such instruments do not contribute to the sustainable investment objective of this Subfund.



**Reference benchmarks**

are indexes to measure whether the financial product attains the sustainable investment objective.

**Is a specific index designated as a reference benchmark to meet the sustainable investment objective?**

The Subfund does not use a reference benchmark for the purpose of attaining the sustainable investment objective.

**How does the reference benchmark take into account sustainability factors in a way that is continuously aligned with the sustainable investment objective?**

Not applicable

**How is the alignment of the investment strategy with the methodology of the index ensured on a continuous basis?**

Not applicable

**How does the designated index differ from a relevant broad market index?**

Not applicable

**Where can the methodology used for the calculation of the designated index be found?**

Not applicable

**Where can I find more product specific information online?**



More product-specific information can be found on the website: [www.credit-suisse.com/fundsearch](http://www.credit-suisse.com/fundsearch).  
Additionally, more information about the CSAM Sustainable Investing Policy can be found in Chapter 4 "Investment Policy" of the Prospectus or online at: [www.credit-suisse.com/esg](http://www.credit-suisse.com/esg).  
More information about the CS SFDR Sustainable Investment Methodology can be found in Chapter 4 "Investment Policy" of the Prospectus.

**Pre-contractual disclosure for the financial products referred to in Article 8, paragraphs 1, 2 and 2a, of Regulation (EU) 2019/2088 and Article 6, first paragraph, of Regulation (EU) 2020/852**Product Name:  
Credit Suisse (Lux) European Dividend Plus Equity FundLegal Entity Identifier:  
529900N2F8WJBAAZSJ71**Environmental and/or social characteristics****Sustainable investment**

means an investment in an economic activity that contributes to an environmental or social objective, provided that the investment does not significantly harm any environmental or social objective and that the investee companies follow good governance practices.

The **EU Taxonomy** is a classification system laid down in Regulation (EU) 2020/852, establishing a list of **environmentally sustainable economic activities**. That Regulation does not include a list of socially sustainable economic activities. Sustainable investments with an environmental objective might be aligned with the Taxonomy or not.

**Does this financial product have a sustainable investment objective?**●●  Yes
 It will make a minimum of **sustainable investments with an environmental objective**: \_\_\_\_ %

 in economic activities that qualify as environmentally sustainable under the EU Taxonomy

 in economic activities that do not qualify as environmentally sustainable under the EU Taxonomy

 It will make a minimum of **sustainable investments with a social objective**: \_\_\_\_ %
●●  No
 It **promotes Environmental/Social (E/S) characteristics** and while it does not have as its objective a sustainable investment, it will have a minimum proportion of 10 % of sustainable investments

 with an environmental objective in economic activities that qualify as environmentally sustainable under the EU Taxonomy

 with an environmental objective in economic activities that do not qualify as environmentally sustainable under the EU Taxonomy

 with a social objective

 It promotes E/S characteristics, but **will not make any sustainable investments**
**What environmental and/or social characteristics are promoted by this financial product?**

This Subfund promotes the following environmental and social characteristics:

- promotes to invest into companies that comply with international treaties on controversial weapons (Norms-based Exclusions on direct investments)
- promotes not to invest into companies that derive more than 5% of their revenue from conventional weapons and firearms, tobacco production, gambling, or adult entertainment (Value-based Exclusions on direct investments)
- promotes not to invest into companies that derive more than 20% of their revenue from tobacco distribution, conventional weapons support systems or coal (coal mining and coal-based electricity generation) (Values-based Exclusions on direct investments)
- promotes adherence to, and conducting business activities in accordance with, international norms such as the "United Nations Global Compact Principles" (UNGC) (Business-conduct Exclusions on direct investments)
- promotes higher exposure to investments that have better ESG profile and fewer ESG controversies over their investment cycle (ESG Integration)
- promotes contribution to sustainable practices through proxy voting and the inclusion of the Subfund's investments into CSAM's centralized engagement approach, in line with CSAM's fiduciary duty (Active Ownership)
- promotes to achieve lower GHG emission intensity than the benchmark.

It does not use a reference benchmark for the purpose of attaining the environmental and/or social characteristics. Please find further information on ESG Integration, ESG Exclusions and Active Ownership below in the question "What investment strategy does this financial product follow?" and online at [www.credit-suisse.com/esg](http://www.credit-suisse.com/esg).

**Sustainability indicators**

measure how the sustainable objectives of this financial product are attained.

**What sustainability indicators are used to measure the attainment of the sustainable investment objective of this financial product?**

The Subfund uses the following sustainability indicators:

- ESG Rating
- Environmental Pillar Score
- Social Pillar Score
- Governance Pillar Score
- ESG Controversies Flag
- Adherence to CSAM ESG Exclusions
- Carbon emission intensity

**What are the objectives of the sustainable investments that the financial product partially intends to make and how does the sustainable investment contribute to such objectives?**

The objectives of the SFDR Sustainable Investments are to contribute to Environmental and/or Social objectives. Sustainable revenue thresholds and climate targets are used to determine to which extent investments contribute to the

environmental or social objectives targeted by the Subfunds (e.g. key resource efficiency indicators on the use of energy, renewable energy, raw materials, water, and land, tackling inequality or fostering social cohesion, social integration, and labour relations) in accordance with the CS SFDR Sustainable Investment Methodology. It defines the criteria that CSAM uses to determine if an investment is a sustainable investment, considering E/S contribution, DNSH and good governance.

**Principal adverse** impacts are the most significant negative impacts of investment decisions on sustainability factors relating to environmental, social and employee matters, respect for human rights, anti-corruption and anti-bribery matters.

### How do the sustainable investments that the financial product partially intends to make, not cause significant harm to any environmental or social sustainable investment objective?

CSAM considers the indicators for principal adverse impacts on sustainability factors (PAI Indicators) and further indicators from its exclusion framework to assess whether sustainable investments would cause significant harm to any environmental or social investment objective. For this purpose, CSAM has defined a set of criteria and thresholds that sustainable investments need to meet. The Investment Manager applies a monitoring tool to ensure that Sustainable Investments adhere to the "Do No Significant Harm" principle.

#### How have the indicators for adverse impacts on sustainability factors been taken into account?

PAI Indicators are taken into account as part of the CS SFDR Sustainable Investment Methodology applied by CSAM to identify investments which qualify as SFDR Sustainable Investments. CSAM has defined a set of criteria and thresholds to determine if an investment passes the DNSH condition. The Investment Manager applies a monitoring tool to ensure that Sustainable Investments adhere to the DNSH condition.

#### How are the sustainable investments aligned with the OECD Guidelines for Multinational Enterprises and the UN Guiding Principles on Business and Human Rights

The alignment of Sustainable investments with the 'OECD Guidelines for Multinational Enterprises' and the 'UN Guiding Principles on Business and Human Rights' is assessed through the CS business conduct framework as part of the CS ESG Exclusion framework. Companies that exhibit severe weaknesses in business conduct, particularly with regard to breaches of the 'United Nations Global Compact Principles' (UNGCP) and companies placed on the watchlist, but with no immediate exclusion, are flagged to not be considered SFDR Sustainable Investments due to DNSH.

*The EU Taxonomy sets out a "do not significant harm" principle by which Taxonomy-aligned investments should not significantly harm EU Taxonomy objectives and is accompanied by specific EU criteria.*

*The "do not significant harm" principle applies only to those investments underlying the financial product that take into account the EU criteria for environmentally sustainable economic activities. The investments underlying the remaining portion of this financial product do not take into account the EU criteria for environmentally sustainable economic activities.*

*Any other sustainable investments must also not significantly harm any environmental or social objectives.*



### Does this financial product consider principal adverse impacts on sustainability factors?

Yes

Principal adverse impacts on sustainability factors, as defined by SFDR, are considered by this Subfund through the application of the CSAM PAI Framework.

The CSAM PAI Framework makes use of a combination of approaches to consider the PAI Indicators according to SFDR RTS Annex 1, Table 1. PAI Indicators are considered by means of pre-trade investment restrictions, post-trade activities and portfolio exposure monitoring. The applicability of these means depends on the nature of the indicator, as well as on the specific context of the investment that is causing the adverse impact. The degree and the way the PAI Indicators are considered, depend on various factors, such as on the type of investment fund or strategy, asset class, and availability of reliable data.

Information on principal adverse impacts on sustainability of this Subfund will be available in annual reports published after January 1, 2023.

No

**The investment strategy** guides investment decisions based on factors such as investment objectives and risk tolerance.



### What investment strategy does this financial product follow?

At least two-thirds of the Subfund's assets are invested in equities and other equity-type securities and rights (American depository receipts [ADRs], global depository receipts, profit-sharing certificates, participation certificates, dividend rights certificates, etc.) of companies which are domiciled in or carry out the bulk of their business activities in Europe (including Eastern Europe). The Subfund may also invest in emerging countries and developing markets. For the purpose of this Subfund, Eastern European countries are defined as the nations of Central and Eastern Europe, including Russia and Turkey.

To attain the environmental or social characteristics promoted by this Subfund, this Subfund applies ESG Exclusions, ESG Integration and Active Ownership as described in the Credit Suisse Asset Management Sustainable Investing Policy explained in Chapter 4 "Investment Policy" of the Prospectus.

The ESG Integration process for this Subfund follows the following steps:

- **Identification of material ESG Factors**

First, the Investment Manager uses materiality frameworks to identify those ESG Factors that are relevant to the investment strategy. Materiality frameworks are concepts that help to identify sustainability-related issues and opportunities that are likely to affect the financial condition or operating performance of companies

within an industry. Material factors are furthermore assessed based on the Subfund's sector and geographical exposure.

Second, the Investment Manager prioritizes the material factors that are most relevant to the subsequent investment decisions based on the portfolio's current market exposure. Materiality of ESG Factors and ESG Factors included in the investment process may change over time.

- **ESG security analysis**

Based on the identified material ESG Factors, the Investment Manager performs security research across the Subfund's investment universe. The Investment Manager makes use of ESG ratings from third-party service providers and may combine them with CSAM's proprietary analyses and information. These may include ESG-related news, ESG ratings and scores, ESG-related controversies, and ESG trends.

The ESG data are fully integrated in the portfolio management software. The CSAM sustainable investing team may offer additional support, where needed, and advise on access to other ESG data providers.

The outcome of the ESG analysis of individual securities, combined with financial research, permits the Investment Managers to make ESG-adjusted risk/return assessments. This enables the Investment Manager to compare securities on an ESG-adjusted basis and to evaluate whether to keep certain securities in the portfolio or to sell them during the security selection and portfolio implementation stage. The ESG security analysis is updated periodically.

- **Security selection and portfolio implementation**

Based on the identified material ESG Factors and the ESG-adjusted security analysis, the Investment Managers constructs a portfolio in accordance with the Subfund's investment process and principles. The ESG-adjusted security analysis combined with portfolio construction considerations is used to determine appropriate portfolio weights that reflect the ESG-adjusted risk/return profile of the analyzed securities.

The research process might make use of dedicated ESG questionnaires with potential follow-up meetings with investee companies in case incomplete data is available from third-party ESG data providers.

- **Portfolio monitoring**

The Investment Manager monitors the ESG Factors periodically to detect significant changes in the ESG Factors of the underlying securities. They regularly reassess the portfolio, taking into consideration financial and ESG metrics, and consequently decide whether to increase or decrease positions in the portfolio.

- **Engagement**

CSAM has a centralized engagement approach carried out by the CSAM Active Ownership team as described in Chapter 4, "Investment Policy". In addition, the Investment Manager may engage directly with companies individually in the event of serious ESG-related concerns.

### What are the binding elements of the investment strategy used to select the investments to attain each of the environmental or social characteristics promoted by this financial product?

The binding elements are:

- Application of Norms-, Values- and Business Conduct Exclusions
  - Exclusion of companies that are in breach of international treaties on controversial weapons (Norms-based Exclusions on direct investments)
  - Exclusion of companies that derive more than 5% of their revenue from conventional weapons and firearms, tobacco production, gambling, or adult entertainment (Value-based Exclusions on direct investments)
  - Exclusion of companies that derive more than 20% of their revenue from tobacco distribution, conventional weapons support systems or coal (coal mining and coal-based electricity generation) (Values-based Exclusions on direct investments)
  - Exclusion of companies that conduct business activities in breach of, international norms such as the "United Nations Global Compact Principles" (UNGC) (Business-conduct Exclusions on direct investments)
- Integrate ESG Factors into the investment decision process without compromising diversification and risk management. This includes:
  - For direct equity investments systematic consideration of the investment's ESG profile as measured for example by the ESG rating, Pillar Scores and ESG controversies. More information on the ESG rating, Pillar Scores and ESG controversies is available online at [www.credit-suisse.com/esg](http://www.credit-suisse.com/esg) (section "Sustainability Indicators").
- Performing proxy voting in accordance with the CSAM criteria and materiality thresholds defined in the Proxy Voting Approach and Policy Summary available online at [www.credit-suisse.com/esg](http://www.credit-suisse.com/esg) (section "Active Ownership").
- Meeting the minimum proportions for investments which are E/S aligned and SFDR Sustainable Investments

**Good governance** practices include sound management structures, employee relations, remuneration of staff and tax compliance.

### What is the committed minimum rate to reduce the scope of the investments considered prior to the application of that investment strategy?

This Subfund does not have a commitment to reduce the scope of investments by a minimum rate.

### What is the policy to assess good governance practices of the investee companies?

The methodology to assess and ensure good governance of investments, includes the following:

- Business-conduct Exclusions: Companies found to (1) systematically violate international norms, (2) where the breaches are particularly severe, or (3) where management is not open to implementing the necessary reforms, are put on a watchlist, and may be decided to be excluded from the firm-wide investment universe. Exclusions are considered as a last resort. Instead, engaging with investee companies is supposed to have a higher impact to prevent future breaches. Companies that are able and willing to take action may be subject to a period of engagement in which Credit Suisse aims to agree on targets and timelines for improvement, together with the company.



**Asset allocation** describes the share of investments in specific assets.

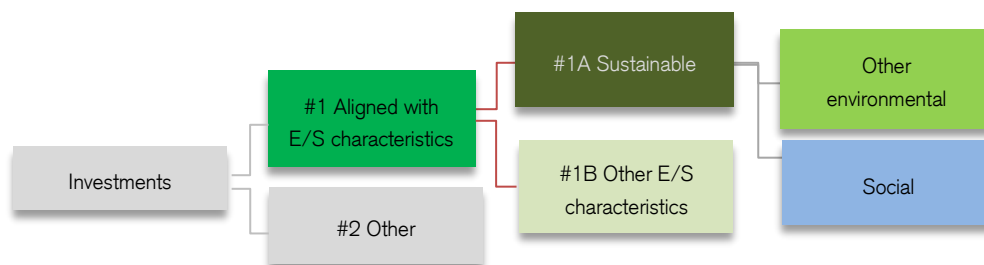
**Taxonomy-aligned activities** are expressed as a share of:

- **turnover** reflecting the share of revenue from green activities of investee companies
- **capital expenditure** (CapEx) showing the green investments made by investee companies, e.g. for a transition to a green economy.
- **operational expenditure** (OpEx) reflecting green operational activities of investee companies.



- Proxy voting: in markets and for investments where CSAM exercises its voting rights, CSAM votes on governance topics such as the independence of the board of directors, remuneration and board incentive systems, in line with its fiduciary duty. CSAM may discuss with investee companies shortcomings and what improvements CSAM expects, based on the CSAM proxy voting framework.
- ESG Integration: Governance topics may furthermore be assessed by considering ESG rating and/or governance related data points (e.g., Governance Pillar score) during the investment decision process.

#### What is the asset allocation planned for this financial product?



**#1 Aligned with E/S characteristics** includes the investments of the financial product used to attain the environmental or social characteristics promoted by the financial product.

**#2 Other** includes the remaining investments of the financial product which are neither aligned with the environmental or social characteristics, nor are qualified as sustainable investments.

The category **#1 Aligned with E/S characteristics** covers:

- The sub-category **#1A Sustainable** covers sustainable investments with environmental or social objectives
- The sub-category **#1B Other E/S characteristics** covers investments aligned with the environmental or social characteristics that do not qualify as sustainable investments.

The planned minimum proportion of investments used to meet the environmental or social characteristics promoted by this Subfund (category #1 above) is 70% of its total net assets.

Within this category the Subfund aims to hold a minimum proportion of 10% of its total net assets in sustainable investments (category #1A above). Within that category, the Subfund aims to hold a minimum proportion of 1% of its total net assets in sustainable investments with an environmental objective in economic activities that do not qualify as environmentally sustainable under the EU Taxonomy. Although the Subfund commits to having a minimum proportion of its total net assets in sustainable investments with a social objective, the exact minimum proportion of sustainable investments with a social objective cannot be measured for the time being.

For investment in category #1B above ESG Exclusions are applied to ensure minimum environmental or social safeguards.

#### How does the use of derivatives attain the environmental or social characteristics promoted by the financial product?

Derivatives are not used to attain the environmental or social characteristics of the Subfund. However, they may be used as efficient portfolio management tools, for cash management, for hedging purposes, or as an additional source of return.



#### To what minimum extent are sustainable investments with an environmental objective aligned with the EU Taxonomy?

0%. This Subfund does not commit to make EU Taxonomy aligned investments. However, certain investments made by the Subfund may be aligned with the EU Taxonomy.

*Does the financial product invest in fossil gas and/or nuclear energy related activities that comply with the EU Taxonomy<sup>1</sup>?*

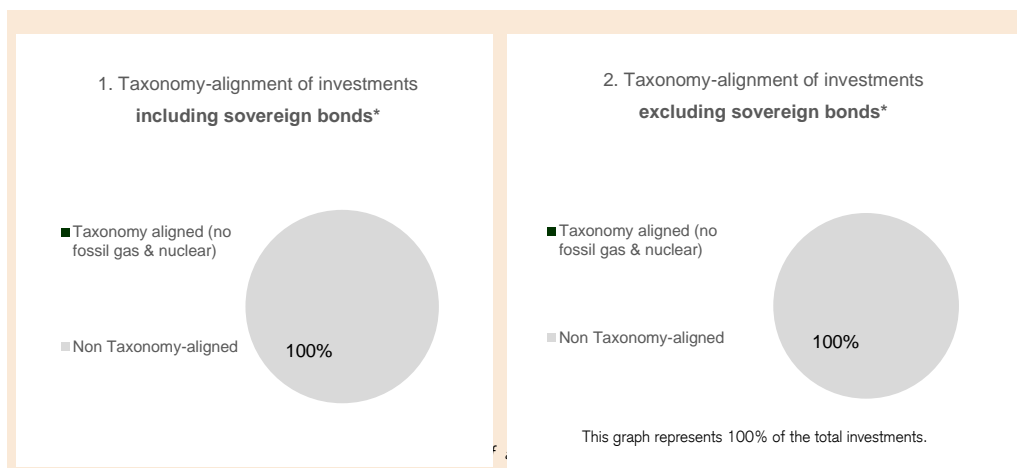
Yes:

In fossil gas     In nuclear energy

No

**The two graphs below show in green the minimum percentage of investments that are aligned with the EU Taxonomy. As there is no appropriate methodology to determine the Taxonomy-alignment of sovereign bonds<sup>1</sup>, the first graph shows the Taxonomy alignment in relation to all the investments of the financial product including sovereign bonds, while the second graph shows the Taxonomy alignment only in relation to the investments of the financial product other than sovereign bonds.**

<sup>1</sup> Fossil gas and/or nuclear related activities will only comply with the EU Taxonomy where they contribute to limiting climate change ("climate change mitigation") and do not significantly harm any EU Taxonomy objective - see explanatory note in the left hand margin. The full criteria for fossil gas and nuclear energy economic activities that comply with the EU Taxonomy are laid down in Commission Delegated Regulation (EU) 2022/1214.



**Enabling activities** directly enable other activities to make a substantial contribution to an environmental objective.

**Transitional activities** are activities for which low-carbon alternatives are not yet available and among others have greenhouse gas emission levels corresponding to the best performance.



**What is the minimum share of investments in transitional and enabling activities?**

The minimum share of investments in transitional and enabling activities is 0% considering the subfund does not make sustainable investments with an environmental objective in economic activities that qualify as environmentally sustainable under the EU Taxonomy.

**What is the minimum share of sustainable investments with an environmental objective that are not aligned with the EU Taxonomy?**

The minimum share of sustainable investments with an environmental objective that are not aligned with the EU Taxonomy is 1%



**What is the minimum share of socially sustainable investments?**

Although the Subfund commits to having a minimum proportion of its total net assets in sustainable investments with a social objective, the exact minimum proportion of sustainable investments with a social objective cannot be measured for the time being.



are environmentally sustainable investments that do not take into account the criteria for environmentally sustainable economic activities under the EU Taxonomy.



**What investments are included under "#2 Other", what is their purpose and are there any minimum environmental or social safeguards?**

Investments such as cash, derivatives and structured product may fall under "#2 Other" since such instruments do not contribute to the E/S characteristics of this Subfund. Such investments do not have minimum environmental or social safeguards.

Investments may furthermore fall under "#2 Other" if insufficient ESG-related information is available. This applies in particular to asset classes for which ESG Factors are insufficiently defined at present or not sufficient ESG related information is available. Where possible, minimum environmental or social safeguards apply to the underlying securities by ensuring that CSAM ESG Exclusions are adhered to.

**Reference benchmarks**

are indexes to measure whether the financial product attains the sustainable investment objective.



**Is a specific index designated as a reference benchmark to determine whether this financial product is aligned with the environmental and/or social characteristics that it promotes?**

The Subfund does not use a reference benchmark for the purpose of attaining the environmental and/or social characteristics.

**How is the reference benchmark continuously aligned with each of the environmental or social characteristics promoted by the financial product?**

Not applicable

**How is the alignment of the investment strategy with the methodology of the index ensured on a continuous basis?**

Not applicable

**How does the designated index differ from a relevant broad market index?**

Not applicable

**Where can the methodology used for the calculation of the designated index be found?**

Not applicable

**Where can I find more product specific information online?**



More product-specific information can be found on the website: [www.credit-suisse.com/fundsearch](http://www.credit-suisse.com/fundsearch)  
Additionally, more information about the CSAM Sustainable Investing Policy can be found in Chapter 4 "Investment Policy" of the Prospectus or online at: [www.credit-suisse.com/esg](http://www.credit-suisse.com/esg).  
More information about the CS SFDR Sustainable Investment Methodology can be found in Chapter 4 "Investment Policy" of the Prospectus.

**Pre-contractual disclosure for the financial products referred to in Article 8, paragraphs 1, 2 and 2a, of Regulation (EU) 2019/2088 and Article 6, first paragraph, of Regulation (EU) 2020/852**Product Name:  
Credit Suisse (Lux) European Entrepreneur Equity FundLegal Entity Identifier:  
549300X70P2HLBU5CJ69**Environmental and/or social characteristics****Sustainable investment**

means an investment in an economic activity that contributes to an environmental or social objective, provided that the investment does not significantly harm any environmental or social objective and that the investee companies follow good governance practices.

The **EU Taxonomy** is a classification system laid down in Regulation (EU) 2020/852, establishing a list of **environmentally sustainable economic activities**. That Regulation does not include a list of socially sustainable economic activities. Sustainable investments with an environmental objective might be aligned with the Taxonomy or not.

**Does this financial product have a sustainable investment objective?**●  Yes

It will make a minimum of **sustainable investments with an environmental objective**: \_\_\_\_ %

in economic activities that qualify as environmentally sustainable under the EU Taxonomy

in economic activities that do not qualify as environmentally sustainable under the EU Taxonomy

It will make a minimum of **sustainable investments with a social objective**: \_\_\_\_ %

●  No

It **promotes Environmental/Social (E/S) characteristics** and while it does not have as its objective a sustainable investment, it will have a minimum proportion of 5 % of sustainable investments

with an environmental objective in economic activities that qualify as environmentally sustainable under the EU Taxonomy

with an environmental objective in economic activities that do not qualify as environmentally sustainable under the EU Taxonomy

with a social objective

It promotes E/S characteristics, but **will not make any sustainable investments**

**What environmental and/or social characteristics are promoted by this financial product?**

This Subfund promotes the following environmental and social characteristics:

- promotes to invest into companies that comply with international treaties on controversial weapons (Norms-based Exclusions on direct investments)
- promotes not to invest into companies that derive more than 5% of their revenue from conventional weapons and firearms, tobacco production, gambling, or adult entertainment (Value-based Exclusions on direct investments)
- promotes not to invest into companies that derive more than 20% of their revenue from tobacco distribution, conventional weapons support systems or coal (coal mining and coal-based electricity generation) (Values-based Exclusions on direct investments)
- promotes adherence to, and conducting business activities in accordance with, international norms such as the "United Nations Global Compact Principles" (UNGC) (Business-conduct Exclusions on direct investments)
- promotes higher exposure to investments that have better ESG profile and fewer ESG controversies over their investment cycle (ESG Integration)
- promotes contribution to sustainable practices through proxy voting and the inclusion of the Subfund's investments into CSAM's centralized engagement approach, in line with CSAM's fiduciary duty (Active Ownership)

It does not use a reference benchmark for the purpose of attaining the environmental and/or social characteristics. Please find further information on ESG Integration, ESG Exclusions and Active Ownership below in the question "What investment strategy does this financial product follow?" and online at [www.credit-suisse.com/esg](http://www.credit-suisse.com/esg).

**What sustainability indicators are used to measure the attainment of the sustainable investment objective of this financial product?**

The Subfund uses the following sustainability indicators:

- ESG Rating
- Environmental Pillar Score
- Social Pillar Score
- Governance Pillar Score
- ESG Controversies Flag
- Adherence to CSAM ESG Exclusions

**What are the objectives of the sustainable investments that the financial product partially intends to make and how does the sustainable investment contribute to such objectives?**

The objectives of the SFDR Sustainable Investments are to contribute to Environmental and/or Social objectives. Sustainable revenue thresholds and climate targets are used to determine to which extent investments contribute to the environmental or social objectives targeted by the Subfunds (e.g. key resource efficiency indicators on the use of energy, renewable energy, raw materials, water, and land, tackling inequality or fostering social cohesion, social integration, and labour relations) in accordance with the CS SFDR Sustainable Investment Methodology. It defines the criteria that CSAM

**Sustainability indicators** measure how the sustainable objectives of this financial product are attained.

uses to determine if an investment is a sustainable investment, considering E/S contribution, DNSH and good governance.

**Principal adverse** impacts are the most significant negative impacts of investment decisions on sustainability factors relating to environmental, social and employee matters, respect for human rights, anti-corruption and anti-bribery matters.

### How do the sustainable investments that the financial product partially intends to make, not cause significant harm to any environmental or social sustainable investment objective?

CSAM considers the indicators for principal adverse impacts on sustainability factors (PAI Indicators) and further indicators from its exclusion framework to assess whether sustainable investments would cause significant harm to any environmental or social investment objective. For this purpose, CSAM has defined a set of criteria and thresholds that sustainable investments need to meet. The Investment Manager applies a monitoring tool to ensure that Sustainable Investments adhere to the "Do No Significant Harm" principle.

#### How have the indicators for adverse impacts on sustainability factors been taken into account?

PAI Indicators are taken into account as part of the CS SFDR Sustainable Investment Methodology applied by CSAM to identify investments which qualify as SFDR Sustainable Investments. CSAM has defined a set of criteria and thresholds to determine if an investment passes the DNSH condition. The Investment Manager applies a monitoring tool to ensure that Sustainable Investments adhere to the DNSH condition.

#### How are the sustainable investments aligned with the OECD Guidelines for Multinational Enterprises and the UN Guiding Principles on Business and Human Rights

The alignment of Sustainable investments with the 'OECD Guidelines for Multinational Enterprises' and the 'UN Guiding Principles on Business and Human Rights' is assessed through the CS business conduct framework as part of the CS ESG Exclusion framework. Companies that exhibit severe weaknesses in business conduct, particularly with regard to breaches of the 'United Nations Global Compact Principles' (UNGC) and companies placed on the watchlist, but with no immediate exclusion, are flagged to not be considered SFDR Sustainable Investments due to DNSH.

*The EU Taxonomy sets out a "do not significant harm" principle by which Taxonomy-aligned investments should not significantly harm EU Taxonomy objectives and is accompanied by specific EU criteria.*

*The "do no significant harm" principle applies only to those investments underlying the financial product that take into account the EU criteria for environmentally sustainable economic activities. The investments underlying the remaining portion of this financial product do not take into account the EU criteria for environmentally sustainable economic activities.*

*Any other sustainable investments must also not significantly harm any environmental or social objectives.*



### Does this financial product consider principal adverse impacts on sustainability factors?

Yes

Principal adverse impacts on sustainability factors, as defined by SFDR, are considered by this Subfund through the application of the CSAM PAI Framework.

The CSAM PAI Framework makes use of a combination of approaches to consider the PAI Indicators according to SFDR RTS Annex 1, Table 1. PAI Indicators are considered by means of pre-trade investment restrictions, post-trade activities and portfolio exposure monitoring. The applicability of these means depends on the nature of the indicator, as well as on the specific context of the investment that is causing the adverse impact. The degree and the way the PAI Indicators are considered, depend on various factors, such as on the type of investment fund or strategy, asset class, and availability of reliable data.

Information on principal adverse impacts on sustainability of this Subfund will be available in annual reports published after January 1, 2023.

No



**The investment strategy** guides investment decisions based on factors such as investment objectives and risk tolerance.

### What investment strategy does this financial product follow?

At least two-thirds of the Subfund's net assets are invested in equities and other equity-type securities and rights (American depository receipts [ADRs], global depository receipts, profit-sharing certificates, participation certificates, dividend rights certificates, etc.) issued by companies which are directly or indirectly owned, controlled and/or managed by entrepreneurs and/or families who are represented in the shareholders' capital with at least 10% of voting rights and have their registered office or carry out the majority of their economic activity in countries of the European Monetary Union.

To attain the environmental or social characteristics promoted by this Subfund, this Subfund applies ESG Exclusions, ESG Integration and Active Ownership as described in the Credit Suisse Asset Management Sustainable Investing Policy explained in Chapter 4 "Investment Policy" of the Prospectus.

The ESG Integration process for this Subfund follows the following steps:

- **Identification of material ESG Factors**

First, the Investment Manager uses materiality frameworks to identify those ESG Factors that are relevant to the investment strategy. Materiality frameworks are concepts that help to identify sustainability-related issues and opportunities that are likely to affect the financial condition or operating performance of companies within an industry. Material factors are furthermore assessed based on the Subfund's sector and geographical exposure.

Second, the Investment Manager prioritizes the material factors that are most relevant to the subsequent

investment decisions based on the portfolio's current market exposure. Materiality of ESG Factors and ESG Factors included in the investment process may change over time.

- **ESG security analysis**

Based on the identified material ESG Factors, the Investment Manager performs security research across the Subfund's investment universe. The Investment Manager makes use of ESG ratings from third-party service providers and may combine them with CSAM's proprietary analyses and information. These may include ESG-related news, ESG ratings and scores, ESG-related controversies, and ESG trends.

The ESG data are fully integrated in the portfolio management software. The CSAM sustainable investing team may offer additional support, where needed, and advise on access to other ESG data providers.

The outcome of the ESG analysis of individual securities, combined with financial research, permits the Investment Managers to make ESG-adjusted risk/return assessments. This enables the Investment Manager to compare securities on an ESG-adjusted basis and to evaluate whether to keep certain securities in the portfolio or to sell them during the security selection and portfolio implementation stage. The ESG security analysis is updated periodically.

- **Security selection and portfolio implementation**

Based on the identified material ESG Factors and the ESG-adjusted security analysis, the Investment Managers constructs a portfolio in accordance with the Subfund's investment process and principles. The ESG-adjusted security analysis combined with portfolio construction considerations is used to determine appropriate portfolio weights that reflect the ESG-adjusted risk/return profile of the analyzed securities.

The research process might make use of dedicated ESG questionnaires with potential follow-up meetings with investee companies in case incomplete data is available from third-party ESG data providers.

- **Portfolio monitoring**

The Investment Manager monitors the ESG Factors periodically to detect significant changes in the ESG Factors of the underlying securities. They regularly reassess the portfolio, taking into consideration financial and ESG metrics, and consequently decide whether to increase or decrease positions in the portfolio.

- **Engagement**

CSAM has a centralized engagement approach carried out by the CSAM Active Ownership team as described in Chapter 4, "Investment Policy". In addition, the Investment Manager may engage directly with companies individually in the event of serious ESG-related concerns.

#### **What are the binding elements of the investment strategy used to select the investments to attain each of the environmental or social characteristics promoted by this financial product?**

The binding elements are:

- Application of Norms-, Values- and Business Conduct Exclusions
  - Exclusion of companies that are in breach of international treaties on controversial weapons (Norms-based Exclusions on direct investments)
  - Exclusion of companies that derive more than 5% of their revenue from conventional weapons and firearms, tobacco production, gambling, or adult entertainment (Value-based Exclusions on direct investments)
  - Exclusion of companies that derive more than 20% of their revenue from tobacco distribution, conventional weapons support systems or coal (coal mining and coal-based electricity generation) (Values-based Exclusions on direct investments)
  - Exclusion of companies that conduct business activities in breach of, international norms such as the "United Nations Global Compact Principles" (UNGC) (Business-conduct Exclusions on direct investments)
- Integrate ESG Factors into the investment decision process without compromising diversification and risk management. This includes:
  - For direct equity investments systematic consideration of the investment's ESG profile as measured for example by the ESG rating, Pillar Scores and ESG controversies. More information on the ESG rating, Pillar Scores and ESG controversies is available online at [www.credit-suisse.com/esg](http://www.credit-suisse.com/esg) (section "Sustainability Indicators").
- Performing proxy voting in accordance with the CSAM criteria and materiality thresholds defined in the Proxy Voting Approach and Policy Summary available online at [www.credit-suisse.com/esg](http://www.credit-suisse.com/esg) (section "Active Ownership").
- Meeting the minimum proportions for investments which are E/S aligned and SFDR Sustainable Investments

**Good governance** practices include sound management structures, employee relations, remuneration of staff and tax compliance.

#### **What is the committed minimum rate to reduce the scope of the investments considered prior to the application of that investment strategy?**

This Subfund does not have a commitment to reduce the scope of investments by a minimum rate.

#### **What is the policy to assess good governance practices of the investee companies?**

The methodology to assess and ensure good governance of investments, includes the following:

- Business-conduct Exclusions: Companies found to (1) systematically violate international norms, (2) where the breaches are particularly severe, or (3) where management is not open to implementing the necessary reforms, are put on a watchlist, and may be decided to be excluded from the firm-wide investment universe. Exclusions are considered as a last resort. Instead, engaging with investee companies is supposed to have a higher impact to prevent future breaches. Companies that are able and willing to take action may be subject to a period of engagement in which Credit Suisse aims to agree on targets and timelines for improvement, together with the company.
- Proxy voting: in markets and for investments where CSAM exercises its voting rights, CSAM votes on governance topics such as the independence of the board of directors, remuneration and board incentive systems, in line with its fiduciary duty. CSAM may discuss with investee companies shortcomings and what improvements CSAM expects, based on the CSAM proxy voting framework.

**Asset allocation** describes the share of investments in specific assets.

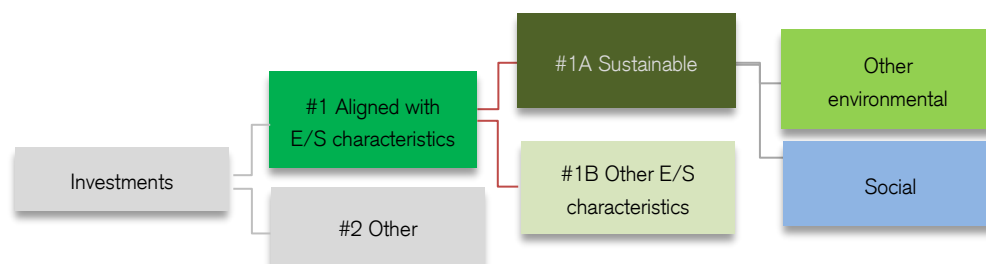
**Taxonomy-aligned activities** are expressed as a share of:

- **turnover** reflecting the share of revenue from green activities of investee companies
- **capital expenditure** (CapEx) showing the green investments made by investee companies, e.g. for a transition to a green economy.
- **operational expenditure** (OpEx) reflecting green operational activities of investee companies.



- ESG Integration: Governance topics may furthermore be assessed by considering ESG rating and/or governance related data points (e.g., Governance Pillar score) during the investment decision process.

### What is the asset allocation planned for this financial product?



**#1 Aligned with E/S characteristics** includes the investments of the financial product used to attain the environmental or social characteristics promoted by the financial product.

**#2 Other** includes the remaining investments of the financial product which are neither aligned with the environmental or social characteristics, nor are qualified as sustainable investments.

The category **#1 Aligned with E/S characteristics** covers:

- The sub-category **#1A Sustainable** covers sustainable investments with environmental or social objectives
- The sub-category **#1B Other E/S characteristics** covers investments aligned with the environmental or social characteristics that do not qualify as sustainable investments.

The planned minimum proportion of investments used to meet the environmental or social characteristics promoted by this Subfund (category #1 above) is 70% of its total net assets.

Within this category the Subfund aims to hold a minimum proportion of 5% of its total net assets in sustainable investments (category #1A above). Within that category, the Subfund aims to hold a minimum proportion of 1% of its total net assets in sustainable investments with an environmental objective in economic activities that do not qualify as environmentally sustainable under the EU Taxonomy. Although the Subfund commits to having a minimum proportion of its total net assets in sustainable investments with a social objective, the exact minimum proportion of sustainable investments with a social objective cannot be measured for the time being.

For investment in category #1B above ESG Exclusions are applied to ensure minimum environmental or social safeguards.

### How does the use of derivatives attain the environmental or social characteristics promoted by the financial product?

Derivatives are not used to attain the environmental or social characteristics of the Subfund. However, they may be used as efficient portfolio management tools, for cash management, for hedging purposes, or as an additional source of return.



### To what minimum extent are sustainable investments with an environmental objective aligned with the EU Taxonomy?

0%. This Subfund does not commit to make EU Taxonomy aligned investments. However, certain investments made by the Subfund may be aligned with the EU Taxonomy.

*Does the financial product invest in fossil gas and/or nuclear energy related activities that comply with the EU Taxonomy<sup>1</sup>?*

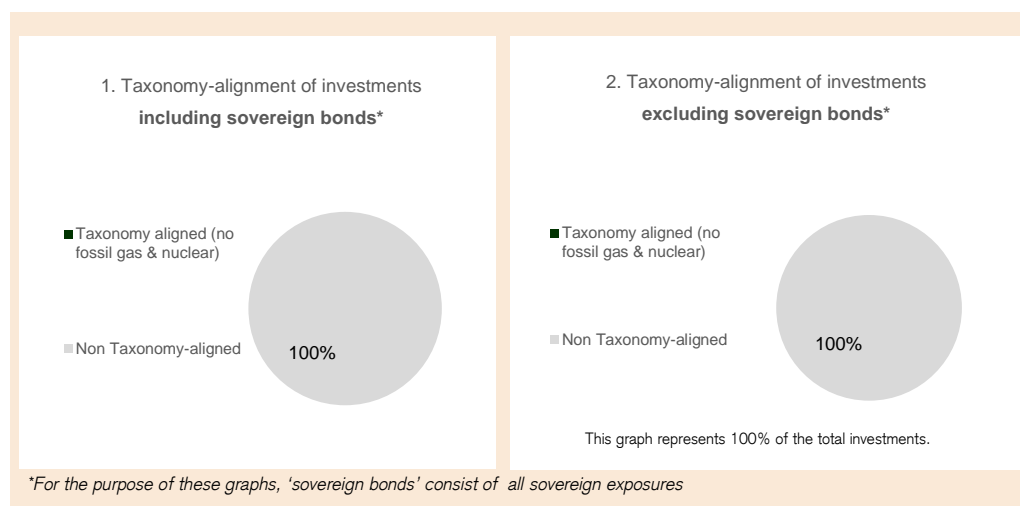
Yes:

- In fossil gas     In nuclear energy

No

*The two graphs below show in green the minimum percentage of investments that are aligned with the EU Taxonomy. As there is no appropriate methodology to determine the Taxonomy-alignment of sovereign bonds\*, the first graph shows the Taxonomy alignment in relation to all the investments of the financial product including sovereign bonds, while the second graph shows the Taxonomy alignment only in relation to the investments of the financial product other than sovereign bonds.*

<sup>1</sup> Fossil gas and/or nuclear related activities will only comply with the EU Taxonomy where they contribute to limiting climate change ("climate change mitigation") and do not significantly harm any EU Taxonomy objective - see explanatory note in the left hand margin. The full criteria for fossil gas and nuclear energy economic activities that comply with the EU Taxonomy are laid down in Commission Delegated Regulation (EU) 2022/1214.



**Enabling activities** directly enable other activities to make a substantial contribution to an environmental objective.

**Transitional activities** are activities for which low-carbon alternatives are not yet available and among others have greenhouse gas emission levels corresponding to the best performance.



**What is the minimum share of investments in transitional and enabling activities?**

The minimum share of investments in transitional and enabling activities is 0% considering the subfund does not make sustainable investments with an environmental objective in economic activities that qualify as environmentally sustainable under the EU Taxonomy.

**What is the minimum share of sustainable investments with an environmental objective that are not aligned with the EU Taxonomy?**

The minimum share of sustainable investments with an environmental objective that are not aligned with the EU Taxonomy is 1%



**What is the minimum share of socially sustainable investments?**

Although the Subfund commits to having a minimum proportion of its total net assets in sustainable investments with a social objective, the exact minimum proportion of sustainable investments with a social objective cannot be measured for the time being.



**What investments are included under "#2 Other", what is their purpose and are there any minimum environmental or social safeguards?**

Investments such as cash, derivatives and structured product may fall under "#2 Other" since such instruments do not contribute to the E/S characteristics of this Subfund. Such investments do not have minimum environmental or social safeguards.

Investments may furthermore fall under "#2 Other" if insufficient ESG-related information is available. This applies in particular to asset classes for which ESG Factors are insufficiently defined at present or not sufficient ESG related information is available. Where possible, minimum environmental or social safeguards apply to the underlying securities by ensuring that CSAM ESG Exclusions are adhered to.



are environmentally sustainable investments that do not take into account the criteria for environmentally sustainable economic activities under the EU Taxonomy.



**Reference benchmarks**

are indexes to measure whether the financial product attains the sustainable investment objective.

**Is a specific index designated as a reference benchmark to determine whether this financial product is aligned with the environmental and/or social characteristics that it promotes?**

The Subfund does not use a reference benchmark for the purpose of attaining the environmental and/or social characteristics.

**How is the reference benchmark continuously aligned with each of the environmental or social characteristics promoted by the financial product?**

Not applicable

**How is the alignment of the investment strategy with the methodology of the index ensured on a continuous basis?**

Not applicable

**How does the designated index differ from a relevant broad market index?**

Not applicable

**Where can the methodology used for the calculation of the designated index be found?**

Not applicable

**Where can I find more product specific information online?**





More product-specific information can be found on the website: [www.credit-suisse.com/fundsearch](http://www.credit-suisse.com/fundsearch)  
Additionally, more information about the CSAM Sustainable Investing Policy can be found in Chapter 4 "Investment Policy" of the Prospectus or online at: [www.credit-suisse.com/esg](http://www.credit-suisse.com/esg).  
More information about the CS SFDR Sustainable Investment Methodology can be found in Chapter 4 "Investment Policy" of the Prospectus.

Product Name:  
Credit Suisse (Lux) Eurozone Quality Growth Equity FundLegal Entity Identifier:  
5299006RGP08CZU4DD72**Environmental and/or social characteristics**

**Sustainable investment** means an investment in an economic activity that contributes to an environmental or social objective, provided that the investment does not significantly harm any environmental or social objective and that the investee companies follow good governance practices.

The **EU Taxonomy** is a classification system laid down in Regulation (EU) 2020/852, establishing a list of **environmentally sustainable economic activities**. That Regulation does not include a list of socially sustainable economic activities. Sustainable investments with an environmental objective might be aligned with the Taxonomy or not.

**Does this financial product have a sustainable investment objective?**

<input type="radio"/> Yes		<input checked="" type="radio"/> No	
<input type="checkbox"/>	It will make a minimum of <b>sustainable investments with an environmental objective:</b> ____ %	<input checked="" type="checkbox"/>	It <b>promotes Environmental/Social (E/S) characteristics</b> and while it does not have as its objective a sustainable investment, it will have a minimum proportion of 10 % of sustainable investments
	<input type="checkbox"/> in economic activities that qualify as environmentally sustainable under the EU Taxonomy	<input type="checkbox"/>	with an environmental objective in economic activities that qualify as environmentally sustainable under the EU Taxonomy
	<input type="checkbox"/> in economic activities that do not qualify as environmentally sustainable under the EU Taxonomy	<input checked="" type="checkbox"/>	with an environmental objective in economic activities that do not qualify as environmentally sustainable under the EU Taxonomy
<input type="checkbox"/>	It will make a minimum of <b>sustainable investments with a social objective:</b> ____ %	<input checked="" type="checkbox"/>	with a social objective
		<input type="checkbox"/>	It promotes E/S characteristics, but <b>will not make any sustainable investments</b>

**What environmental and/or social characteristics are promoted by this financial product?**

This Subfund promotes the following environmental and social characteristics:

- promotes to invest into companies that comply with international treaties on controversial weapons (Norms-based Exclusions on direct investments)
- promotes not to invest into companies that derive more than 5% of their revenue from conventional weapons and firearms, tobacco production, gambling, or adult entertainment (Value-based Exclusions on direct investments)
- promotes not to invest into companies that derive more than 20% of their revenue from tobacco distribution, conventional weapons support systems or coal (coal mining and coal-based electricity generation) (Values-based Exclusions on direct investments)
- promotes adherence to, and conducting business activities in accordance with, international norms such as the "United Nations Global Compact Principles" (UNGC) (Business-conduct Exclusions on direct investments)
- promotes higher exposure to investments that have better ESG profile and fewer ESG controversies over their investment cycle (ESG Integration)
- promotes contribution to sustainable practices through proxy voting and the inclusion of the Subfund's investments into CSAM's centralized engagement approach, in line with CSAM's fiduciary duty (Active Ownership)
- promotes to achieve lower GHG emission intensity than the benchmark.

It does not use a reference benchmark for the purpose of attaining the environmental and/or social characteristics. Please find further information on ESG Integration, ESG Exclusions and Active Ownership below in the question "What investment strategy does this financial product follow?" and online at [www.credit-suisse.com/esg](http://www.credit-suisse.com/esg).

**Sustainability indicators** measure how the sustainable objectives of this financial product are attained.

**What sustainability indicators are used to measure the attainment of the sustainable investment objective of this financial product?**

The Subfund uses the following sustainability indicators:

- ESG Rating
- Environmental Pillar Score
- Social Pillar Score
- Governance Pillar Score
- ESG Controversies Flag
- Adherence to CSAM ESG Exclusions
- Carbon emission intensity

**What are the objectives of the sustainable investments that the financial product partially intends to make and how does the sustainable investment contribute to such objectives?**

The objectives of the SFDR Sustainable Investments are to contribute to Environmental and/or Social objectives. Sustainable revenue thresholds and climate targets are used to determine to which extent investments contribute to the environmental or social objectives targeted by the Subfunds (e.g. key resource efficiency indicators on the use of energy, renewable energy, raw materials, water, and land, tackling inequality or fostering social cohesion, social integration, and labour relations) in accordance with the CS SFDR Sustainable Investment Methodology. It defines the criteria that CSAM

uses to determine if an investment is a sustainable investment, considering E/S contribution, DNSH and good governance.

**Principal adverse** impacts are the most significant negative impacts of investment decisions on sustainability factors relating to environmental, social and employee matters, respect for human rights, anti-corruption and anti-bribery matters.

### How do the sustainable investments that the financial product partially intends to make, not cause significant harm to any environmental or social sustainable investment objective?

CSAM considers the indicators for principal adverse impacts on sustainability factors (PAI Indicators) and further indicators from its exclusion framework to assess whether sustainable investments would cause significant harm to any environmental or social investment objective. For this purpose, CSAM has defined a set of criteria and thresholds that sustainable investments need to meet. The Investment Manager applies a monitoring tool to ensure that Sustainable Investments adhere to the "Do No Significant Harm" principle.

#### How have the indicators for adverse impacts on sustainability factors been taken into account?

PAI Indicators are taken into account as part of the CS SFDR Sustainable Investment Methodology applied by CSAM to identify investments which qualify as SFDR Sustainable Investments. CSAM has defined a set of criteria and thresholds to determine if an investment passes the DNSH condition. The Investment Manager applies a monitoring tool to ensure that Sustainable Investments adhere to the DNSH condition.

#### How are the sustainable investments aligned with the OECD Guidelines for Multinational Enterprises and the UN Guiding Principles on Business and Human Rights

The alignment of Sustainable investments with the 'OECD Guidelines for Multinational Enterprises' and the 'UN Guiding Principles on Business and Human Rights' is assessed through the CS business conduct framework as part of the CS ESG Exclusion framework. Companies that exhibit severe weaknesses in business conduct, particularly with regard to breaches of the 'United Nations Global Compact Principles' (UNGC) and companies placed on the watchlist, but with no immediate exclusion, are flagged to not be considered SFDR Sustainable Investments due to DNSH.

*The EU Taxonomy sets out a "do not significant harm" principle by which Taxonomy-aligned investments should not significantly harm EU Taxonomy objectives and is accompanied by specific EU criteria.*

*The "do no significant harm" principle applies only to those investments underlying the financial product that take into account the EU criteria for environmentally sustainable economic activities. The investments underlying the remaining portion of this financial product do not take into account the EU criteria for environmentally sustainable economic activities.*

*Any other sustainable investments must also not significantly harm any environmental or social objectives.*



### Does this financial product consider principal adverse impacts on sustainability factors?

Yes

Principal adverse impacts on sustainability factors, as defined by SFDR, are considered by this Subfund through the application of the CSAM PAI Framework.

The CSAM PAI Framework makes use of a combination of approaches to consider the PAI Indicators according to SFDR RTS Annex 1, Table 1. PAI Indicators are considered by means of pre-trade investment restrictions, post-trade activities and portfolio exposure monitoring. The applicability of these means depends on the nature of the indicator, as well as on the specific context of the investment that is causing the adverse impact. The degree and the way the PAI Indicators are considered, depend on various factors, such as on the type of investment fund or strategy, asset class, and availability of reliable data.

Information on principal adverse impacts on sustainability of this Subfund will be available in annual reports published after January 1, 2023.

No

**The investment strategy** guides investment decisions based on factors such as investment objectives and risk tolerance.



### What investment strategy does this financial product follow?

At least two-thirds of the Subfund's assets are invested in equities and equity-type securities (American depository receipts [ADRs], global depository receipts [GDRs], profit-sharing certificates, dividend rights certificates, participation certificates, etc.) of companies which are domiciled in or carry out the bulk of their business activities in countries of the eurozone. In addition, the Subfund may also invest in emerging countries and developing markets or other countries as defined under the heading "Risk Information".

To attain the environmental or social characteristics promoted by this Subfund, this Subfund applies ESG Exclusions, ESG Integration and Active Ownership as described in the Credit Suisse Asset Management Sustainable Investing Policy explained in Chapter 4 "Investment Policy" of the Prospectus.

The ESG Integration process for this Subfund follows the following steps:

- **Identification of material ESG Factors**

First, the Investment Manager uses materiality frameworks to identify those ESG Factors that are relevant to the investment strategy. Materiality frameworks are concepts that help to identify sustainability-related issues and opportunities that are likely to affect the financial condition or operating performance of companies within an industry. Material factors are furthermore assessed based on the Subfund's sector and geographical exposure.

Second, the Investment Manager prioritizes the material factors that are most relevant to the subsequent

investment decisions based on the portfolio's current market exposure. Materiality of ESG Factors and ESG Factors included in the investment process may change over time.

- **ESG security analysis**

Based on the identified material ESG Factors, the Investment Manager performs security research across the Subfund's investment universe. The Investment Manager makes use of ESG ratings from third-party service providers and may combine them with CSAM's proprietary analyses and information. These may include ESG-related news, ESG ratings and scores, ESG-related controversies, and ESG trends.

The ESG data are fully integrated in the portfolio management software. The CSAM sustainable investing team may offer additional support, where needed, and advise on access to other ESG data providers.

The outcome of the ESG analysis of individual securities, combined with financial research, permits the Investment Managers to make ESG-adjusted risk/return assessments. This enables the Investment Manager to compare securities on an ESG-adjusted basis and to evaluate whether to keep certain securities in the portfolio or to sell them during the security selection and portfolio implementation stage. The ESG security analysis is updated periodically.

- **Security selection and portfolio implementation**

Based on the identified material ESG Factors and the ESG-adjusted security analysis, the Investment Managers constructs a portfolio in accordance with the Subfund's investment process and principles. The ESG-adjusted security analysis combined with portfolio construction considerations is used to determine appropriate portfolio weights that reflect the ESG-adjusted risk/return profile of the analyzed securities.

The research process might make use of dedicated ESG questionnaires with potential follow-up meetings with investee companies in case incomplete data is available from third-party ESG data providers.

- **Portfolio monitoring**

The Investment Manager monitors the ESG Factors periodically to detect significant changes in the ESG Factors of the underlying securities. They regularly reassess the portfolio, taking into consideration financial and ESG metrics, and consequently decide whether to increase or decrease positions in the portfolio.

- **Engagement**

CSAM has a centralized engagement approach carried out by the CSAM Active Ownership team as described in Chapter 4, "Investment Policy". In addition, the Investment Manager may engage directly with companies individually in the event of serious ESG-related concerns.

#### **What are the binding elements of the investment strategy used to select the investments to attain each of the environmental or social characteristics promoted by this financial product?**

The binding elements are:

- Application of Norms-, Values- and Business Conduct Exclusions
  - Exclusion of companies that are in breach of international treaties on controversial weapons (Norms-based Exclusions on direct investments)
  - Exclusion of companies that derive more than 5% of their revenue from conventional weapons and firearms, tobacco production, gambling, or adult entertainment (Value-based Exclusions on direct investments)
  - Exclusion of companies that derive more than 20% of their revenue from tobacco distribution, conventional weapons support systems or coal (coal mining and coal-based electricity generation) (Values-based Exclusions on direct investments)
  - Exclusion of companies that conduct business activities in breach of, international norms such as the "United Nations Global Compact Principles" (UNGCP) (Business-conduct Exclusions on direct investments)
- Integrate ESG Factors into the investment decision process without compromising diversification and risk management. This includes:
  - For direct equity investments systematic consideration of the investment's ESG profile as measured for example by the ESG rating, Pillar Scores and ESG controversies. More information on the ESG rating, Pillar Scores and ESG controversies is available online at [www.credit-suisse.com/esg](http://www.credit-suisse.com/esg) (section "Sustainability Indicators").
- Performing proxy voting in accordance with the CSAM criteria and materiality thresholds defined in the Proxy Voting Approach and Policy Summary available online at [www.credit-suisse.com/esg](http://www.credit-suisse.com/esg) (section "Active Ownership").
- Meeting the minimum proportions for investments which are E/S aligned and SFDR Sustainable Investments

**Good governance** practices include sound management structures, employee relations, remuneration of staff and tax compliance.

#### **What is the committed minimum rate to reduce the scope of the investments considered prior to the application of that investment strategy?**

This Subfund does not have a commitment to reduce the scope of investments by a minimum rate.

#### **What is the policy to assess good governance practices of the investee companies?**

The methodology to assess and ensure good governance of investments, includes the following:

- Business-conduct Exclusions: Companies found to (1) systematically violate international norms, (2) where the breaches are particularly severe, or (3) where management is not open to implementing the necessary reforms, are put on a watchlist, and may be decided to be excluded from the firm-wide investment universe. Exclusions are considered as a last resort. Instead, engaging with investee companies is supposed to have a higher impact to prevent future breaches. Companies that are able and willing to take action may be subject to a period of engagement in which Credit Suisse aims to agree on targets and timelines for improvement, together with the company.
- Proxy voting: in markets and for investments where CSAM exercises its voting rights, CSAM votes on governance topics such as the independence of the board of directors, remuneration and board incentive systems, in line with its fiduciary duty. CSAM may discuss with investee companies shortcomings and what improvements CSAM expects, based on the CSAM proxy voting framework.

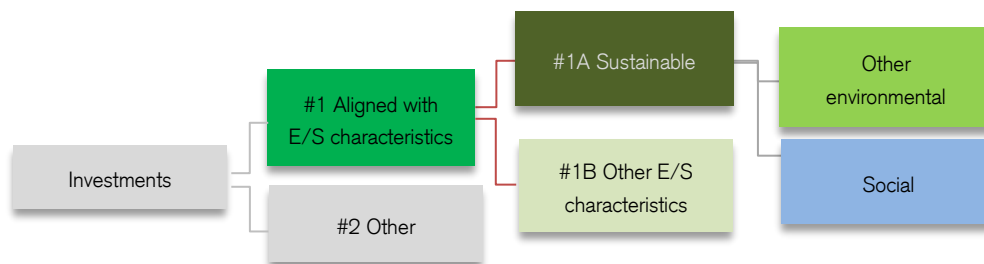
**Asset allocation** describes the share of investments in specific assets.

**Taxonomy-aligned activities** are expressed as a share of:

- **turnover** reflecting the share of revenue from green activities of investee companies
- **capital expenditure** (CapEx) showing the green investments made by investee companies, e.g. for a transition to a green economy.
- **operational expenditure** (OpEx) reflecting green operational activities of investee companies.



### What is the asset allocation planned for this financial product?



**#1 Aligned with E/S characteristics** includes the investments of the financial product used to attain the environmental or social characteristics promoted by the financial product.

**#2 Other** includes the remaining investments of the financial product which are neither aligned with the environmental or social characteristics, nor are qualified as sustainable investments.

The category **#1 Aligned with E/S characteristics** covers: sustainable investments.

The category **#1 Aligned with E/S characteristics** covers:

- The sub-category **#1A Sustainable** covers sustainable investments with environmental or social objectives
- The sub-category **#1B Other E/S characteristics** covers investments aligned with the environmental or social characteristics that do not qualify as sustainable investments.

The planned minimum proportion of investments used to meet the environmental or social characteristics promoted by this Subfund (category #1 above) is 70% of its total net assets.

Within this category the Subfund aims to hold a minimum proportion of 10% of its total net assets in sustainable investments (category #1A above). Within that category, the Subfund aims to hold a minimum proportion of 1% of its total net assets in sustainable investments with an environmental objective in economic activities that do not qualify as environmentally sustainable under the EU Taxonomy. Although the Subfund commits to having a minimum proportion of its total net assets in sustainable investments with a social objective, the exact minimum proportion of sustainable investments with a social objective cannot be measured for the time being.

For investment in category #1B above ESG Exclusions are applied to ensure minimum environmental or social safeguards.

### How does the use of derivatives attain the environmental or social characteristics promoted by the financial product?

Derivatives are not used to attain the environmental or social characteristics of the Subfund. However, they may be used as efficient portfolio management tools, for cash management, for hedging purposes, or as an additional source of return.



### To what minimum extent are sustainable investments with an environmental objective aligned with the EU Taxonomy?

0%. This Subfund does not commit to make EU Taxonomy aligned investments. However, certain investments made by the Subfund may be aligned with the EU Taxonomy.

*Does the financial product invest in fossil gas and/or nuclear energy related activities that comply with the EU Taxonomy<sup>1</sup>?*

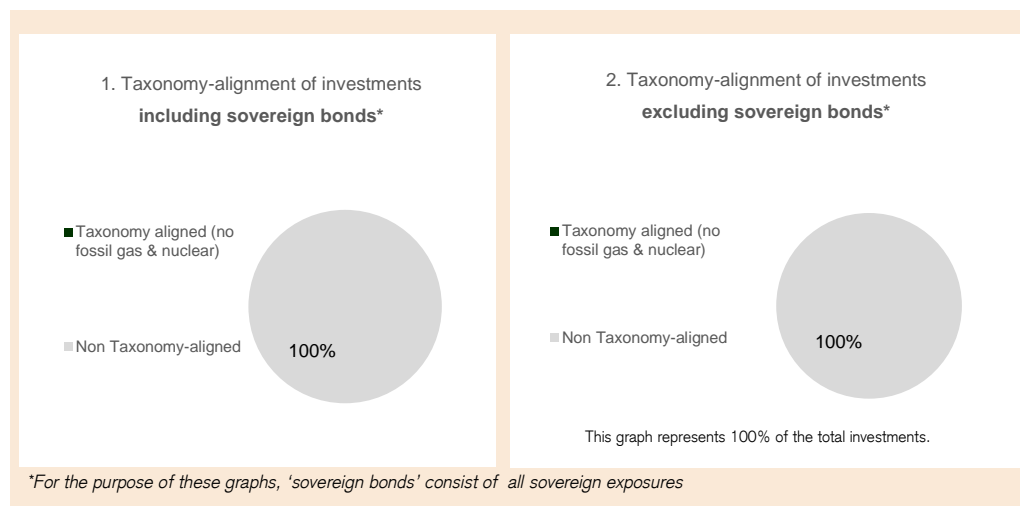
Yes:

- In fossil gas     In nuclear energy

No

*The two graphs below show in green the minimum percentage of investments that are aligned with the EU Taxonomy. As there is no appropriate methodology to determine the Taxonomy-alignment of sovereign bonds\*, the first graph shows the Taxonomy alignment in relation to all the investments of the financial product including sovereign bonds, while the second graph shows the Taxonomy alignment only in relation to the investments of the financial product other than sovereign bonds.*

<sup>1</sup> Fossil gas and/or nuclear related activities will only comply with the EU Taxonomy where they contribute to limiting climate change ("climate change mitigation") and do not significantly harm any EU Taxonomy objective - see explanatory note in the left hand margin. The full criteria for fossil gas and nuclear energy economic activities that comply with the EU Taxonomy are laid down in Commission Delegated Regulation (EU) 2022/1214.



**Enabling activities** directly enable other activities to make a substantial contribution to an environmental objective.

**Transitional activities** are activities for which low-carbon alternatives are not yet available and among others have greenhouse gas emission levels corresponding to the best performance.



**What is the minimum share of investments in transitional and enabling activities?**

The minimum share of investments in transitional and enabling activities is 0% considering the subfund does not make sustainable investments with an environmental objective in economic activities that qualify as environmentally sustainable under the EU Taxonomy.

**What is the minimum share of sustainable investments with an environmental objective that are not aligned with the EU Taxonomy?**

The minimum share of sustainable investments with an environmental objective that are not aligned with the EU Taxonomy is 1%



**What is the minimum share of socially sustainable investments?**

Although the Subfund commits to having a minimum proportion of its total net assets in sustainable investments with a social objective, the exact minimum proportion of sustainable investments with a social objective cannot be measured for the time being.



**What investments are included under "#2 Other", what is their purpose and are there any minimum environmental or social safeguards?**

Investments such as cash, derivatives and structured product may fall under "#2 Other" since such instruments do not contribute to the E/S characteristics of this Subfund. Such investments do not have minimum environmental or social safeguards.

Investments may furthermore fall under "#2 Other" if insufficient ESG-related information is available. This applies in particular to asset classes for which ESG Factors are insufficiently defined at present or not sufficient ESG related information is available. Where possible, minimum environmental or social safeguards apply to the underlying securities by ensuring that CSAM ESG Exclusions are adhered to.



are environmentally sustainable investments **that do not take into account the criteria** for environmentally sustainable economic activities under the EU Taxonomy.



**Reference benchmarks**

are indexes to measure whether the financial product attains the sustainable investment objective.

**Is a specific index designated as a reference benchmark to determine whether this financial product is aligned with the environmental and/or social characteristics that it promotes?**

The Subfund does not use a reference benchmark for the purpose of attaining the environmental and/or social characteristics.

**How is the reference benchmark continuously aligned with each of the environmental or social characteristics promoted by the financial product?**

Not applicable

**How is the alignment of the investment strategy with the methodology of the index ensured on a continuous basis?**

Not applicable

**How does the designated index differ from a relevant broad market index?**

Not applicable

**Where can the methodology used for the calculation of the designated index be found?**

Not applicable

**Where can I find more product specific information online?**



More product-specific information can be found on the website: [www.credit-suisse.com/fundsearch](http://www.credit-suisse.com/fundsearch)  
Additionally, more information about the CSAM Sustainable Investing Policy can be found in Chapter 4 "Investment Policy" of the Prospectus or online at: [www.credit-suisse.com/esg](http://www.credit-suisse.com/esg).  
More information about the CS SFDR Sustainable Investment Methodology can be found in Chapter 4 "Investment Policy" of the Prospectus.

**Pre-contractual disclosure for the financial products referred to in Article 8, paragraphs 1, 2 and 2a, of Regulation (EU) 2019/2088 and Article 6, first paragraph, of Regulation (EU) 2020/852**Product Name:  
Credit Suisse Investment Partners (Lux) Global Balanced Convertible Bond FundLegal Entity Identifier:  
529900P3S70RJYC50P19**Environmental and/or social characteristics****Sustainable investment**

means an investment in an economic activity that contributes to an environmental or social objective, provided that the investment does not significantly harm any environmental or social objective and that the investee companies follow good governance practices.

The **EU Taxonomy** is a classification system laid down in Regulation (EU) 2020/852, establishing a list of **environmentally sustainable economic activities**. That Regulation does not include a list of socially sustainable economic activities. Sustainable investments with an environmental objective might be aligned with the Taxonomy or not.

**Does this financial product have a sustainable investment objective?**●  Yes

It will make a minimum of **sustainable investments with an environmental objective**: \_\_\_\_ %

in economic activities that qualify as environmentally sustainable under the EU Taxonomy

in economic activities that do not qualify as environmentally sustainable under the EU Taxonomy

It will make a minimum of **sustainable investments with a social objective**: \_\_\_\_ %

●  No

It **promotes Environmental/Social (E/S) characteristics** and while it does not have as its objective a sustainable investment, it will have a minimum proportion of 5 % of sustainable investments

with an environmental objective in economic activities that qualify as environmentally sustainable under the EU Taxonomy

with an environmental objective in economic activities that do not qualify as environmentally sustainable under the EU Taxonomy

with a social objective

It promotes E/S characteristics, but **will not make any sustainable investments**

**What environmental and/or social characteristics are promoted by this financial product?**

This Subfund promotes the following environmental and social characteristics:

- promotes to invest into companies that comply with international treaties on controversial weapons (Norms-based Exclusions on direct investments)
- promotes not to invest into companies that derive more than 5% of their revenue from conventional weapons and firearms, tobacco production, gambling, or adult entertainment (Value-based Exclusions on direct investments)
- promotes not to invest into companies that derive more than 20% of their revenue from tobacco distribution, conventional weapons support systems or coal (coal mining and coal-based electricity generation) (Values-based Exclusions on direct investments)
- promotes adherence to, and conducting business activities in accordance with, international norms such as the "United Nations Global Compact Principles" (UNGC) (Business-conduct Exclusions on direct investments)
- promotes higher exposure to investments with positive or neutral Fixed Income ESG signal and limit exposure to investments with negative Fixed Income ESG signal
- promotes contribution to sustainable practices through the inclusion of the Subfund's investments into CSAM's centralized engagement approach, in line with CSAM's fiduciary duty (Active Ownership)

It does not use a reference benchmark for the purpose of attaining the environmental and/or social characteristics.

Please find further information on ESG Integration, ESG Exclusions and Engagement below in the question "What investment strategy does this financial product follow?" and online at [www.credit-suisse.com/esg](http://www.credit-suisse.com/esg).

**Sustainability indicators**

measure how the sustainable objectives of this financial product are attained.

**What sustainability indicators are used to measure the attainment of the sustainable investment objective of this financial product?**

The Subfund uses the following sustainability indicators:

- ESG Rating
- Environmental Pillar Score
- Social Pillar Score
- Governance Pillar Score
- ESG Controversies Flag
- Adherence to CSAM ESG Exclusions
- Proprietary Fixed Income ESG Signal

**What are the objectives of the sustainable investments that the financial product partially intends to make and how does the sustainable investment contribute to such objectives?**

The objectives of the SFDR Sustainable Investments are to contribute to Environmental and/or Social objectives. Sustainable revenue thresholds and climate targets are used to determine to which extent investments contribute to the environmental or social objectives targeted by the Subfunds (e.g. key resource efficiency indicators on the use of energy, renewable energy, raw materials, water, and land, tackling inequality or fostering social cohesion, social integration, and labour relations) in accordance with the CS SFDR Sustainable Investment Methodology. It defines the criteria that CSAM



uses to determine if an investment is a sustainable investment, considering E/S contribution, DNSH and good governance.

**Principal adverse** impacts are the most significant negative impacts of investment decisions on sustainability factors relating to environmental, social and employee matters, respect for human rights, anti-corruption and anti-bribery matters.

### How do the sustainable investments that the financial product partially intends to make, not cause significant harm to any environmental or social sustainable investment objective?

CSAM considers the indicators for principal adverse impacts on sustainability factors (PAI Indicators) and further indicators from its exclusion framework to assess whether sustainable investments would cause significant harm to any environmental or social investment objective. For this purpose, CSAM has defined a set of criteria and thresholds that sustainable investments need to meet. The Investment Manager applies a monitoring tool to ensure that Sustainable Investments adhere to the "Do No Significant Harm" principle.

#### How have the indicators for adverse impacts on sustainability factors been taken into account?

PAI Indicators are taken into account as part of the CS SFDR Sustainable Investment Methodology applied by CSAM to identify investments which qualify as SFDR Sustainable Investments. CSAM has defined a set of criteria and thresholds to determine if an investment passes the DNSH condition. The Investment Manager applies a monitoring tool to ensure that Sustainable Investments adhere to the DNSH condition.

#### How are the sustainable investments aligned with the OECD Guidelines for Multinational Enterprises and the UN Guiding Principles on Business and Human Rights

The alignment of Sustainable investments with the 'OECD Guidelines for Multinational Enterprises' and the 'UN Guiding Principles on Business and Human Rights' is assessed through the CS business conduct framework as part of the CS ESG Exclusion framework. Companies that exhibit severe weaknesses in business conduct, particularly with regard to breaches of the 'United Nations Global Compact Principles' (UNGC) and companies placed on the watchlist, but with no immediate exclusion, are flagged to not be considered SFDR Sustainable Investments due to DNSH.

*The EU Taxonomy sets out a "do not significant harm" principle by which Taxonomy-aligned investments should not significantly harm EU Taxonomy objectives and is accompanied by specific EU criteria.*

*The "do not significant harm" principle applies only to those investments underlying the financial product that take into account the EU criteria for environmentally sustainable economic activities. The investments underlying the remaining portion of this financial product do not take into account the EU criteria for environmentally sustainable economic activities.*

*Any other sustainable investments must also not significantly harm any environmental or social objectives.*



### Does this financial product consider principal adverse impacts on sustainability factors?

Yes

Principal adverse impacts on sustainability factors, as defined by SFDR, are considered by this Subfund through the application of the CSAM PAI Framework.

The CSAM PAI Framework makes use of a combination of approaches to consider the PAI Indicators according to SFDR RTS Annex 1, Table 1. PAI Indicators are considered by means of pre-trade investment restrictions, post-trade activities and portfolio exposure monitoring. The applicability of these means depends on the nature of the indicator, as well as on the specific context of the investment that is causing the adverse impact. The degree and the way the PAI Indicators are considered, depend on various factors, such as on the type of investment fund or strategy, asset class, and availability of reliable data.

Information on principal adverse impacts on sustainability of this Subfund will be available in annual reports published after January 1, 2023.

No

**The investment strategy** guides investment decisions based on factors such as investment objectives and risk tolerance.



### What investment strategy does this financial product follow?

At least two-thirds of the total assets of the Subfund shall be invested in convertible bonds, convertible notes, warrant bonds, options on bonds (warrants) and similar securities with option rights, of public, semi-public and private issuers worldwide (including emerging markets) and irrespective of currency.

To attain the environmental or social characteristics promoted by this Subfund, this Subfund applies ESG Exclusions, ESG Integration and Engagement as described in the Credit Suisse Asset Management Sustainable Investing Policy explained in Chapter 4 "Investment Policy" of the Prospectus.

The ESG Integration process for this Subfund follows the following steps:

#### ■ Identification of material ESG Factors

The Investment Manager uses materiality frameworks to identify those ESG Factors that are relevant to the given fixed income investment strategy. Materiality frameworks are concepts that help to identify sustainability-related issues and opportunities that are likely to affect the financial condition or operating performance of potential investee companies within an industry.

Materiality of ESG Factors and ESG Factors included in the investment process may change over time.

#### ■ ESG security analysis

Based on the identified **material** ESG Factors, the Investment Manager performs security research on ESG Factors across the Subfund's investment universe. The Investment Manager makes use of ESG ratings from third-party service providers and may combine them with CSAM's proprietary analyses and information. These may include ESG-related news, ESG ratings and scores, ESG-related controversies, and ESG trends.

To integrate ESG Factors into the security analysis, the Investment Manager calculates an ESG-adjusted credit view for the issuers in the fixed income Subfund's universe. The ESG-adjusted credit view is based on the traditional credit rating of an issuer combined with this issuer's ESG rating. The Investment Manager applies a proprietary methodology to systematically combine the issuer's traditional credit rating with its ESG rating in order to derive an ESG-adjusted credit rating. The ESG-adjusted credit rating results in a fundamental view on each issuer and enables the Investment Manager to compare securities on an ESG-adjusted basis and to evaluate whether to keep certain securities in the portfolio or to sell them during the security selection and portfolio implementation stage. ESG-adjusted credit ratings are updated as soon as an update of the underlying traditional credit rating or ESG rating becomes available.

- **Security selection and portfolio implementation**  
The ESG-adjusted credit ratings are used by the Investment Manager in the bottom-up security selection process. Securities whose financial return compensates for the inherent financial and sustainability-related risks may remain eligible for investing. The position weights are derived from over- or underweighting as well as excluding securities based on the ESG-adjusted credit ratings. In this step, the Investment Manager combines ESG-adjusted credit ratings with established tools of traditional investing strategies to make better informed investment decisions.
- **Portfolio monitoring**  
The Investment Manager monitors the ESG Factors daily to detect significant changes in the ESG Factors of underlying securities and regularly reassess the portfolio in order to decide whether to increase or decrease positions in the portfolio.

#### What are the binding elements of the investment strategy used to select the investments to attain each of the environmental or social characteristics promoted by this financial product?

The binding elements are:

- Application of Norms-, Values- and Business Conduct Exclusions
  - Exclusion of companies that are in breach of international treaties on controversial weapons (Norms-based Exclusions on direct investments)
  - Exclusion of companies that derive more than 5% of their revenue from conventional weapons and firearms, tobacco production, gambling, or adult entertainment (Value-based Exclusions on direct investments)
  - Exclusion of companies that derive more than 20% of their revenue from tobacco distribution, conventional weapons support systems or coal (coal mining and coal-based electricity generation) (Values-based Exclusions on direct investments)
  - Exclusion of companies that conduct business activities in breach of, international norms such as the "United Nations Global Compact Principles" (UNGC) (Business-conduct Exclusions on direct investments)
- Integrate ESG Factors into the investment decision process without compromising diversification and risk management. This includes:
  - For direct fixed income investments to increase the exposure to investments with positive or neutral Fixed Income ESG signal and limit exposure to investments with negative Fixed Income ESG signal. More information on the ESG Factors is available online at [www.credit-suisse.com/esg](http://www.credit-suisse.com/esg) (section "Sustainability Indicators").
- Meeting the minimum proportions for investments which are E/S aligned and SFDR Sustainable Investments

**Good governance** practices include sound management structures, employee relations, remuneration of staff and tax compliance.

**Asset allocation** describes the share of investments in specific assets.

**Taxonomy-aligned activities** are expressed as a share of:

- **turnover** reflecting the share of revenue from green activities of investee companies
- **capital expenditure** (CapEx) showing the green investments made by investee companies, e.g. for a transition to a green economy.
- **operational expenditure** (OpEx) reflecting green operational activities of investee companies.

#### What is the committed minimum rate to reduce the scope of the investments considered prior to the application of that investment strategy?

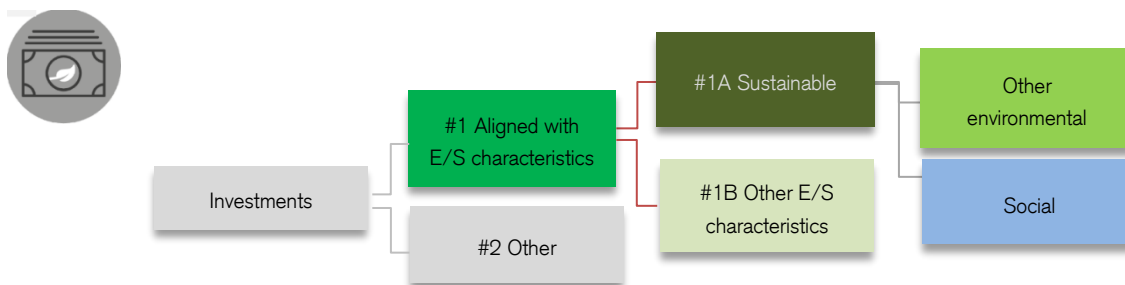
This Subfund does not have a commitment to reduce the scope of investments by a minimum rate.

#### What is the policy to assess good governance practices of the investee companies?

The methodology to assess and ensure good governance of investments, includes the following:

- Business-conduct Exclusions: Companies found to (1) systematically violate international norms, (2) where the breaches are particularly severe, or (3) where management is not open to implementing the necessary reforms, are put on a watchlist, and may be decided to be excluded from the firm-wide investment universe. Exclusions are considered as a last resort. Instead, engaging with investee companies is supposed to have a higher impact to prevent future breaches. Companies that are able and willing to take action may be subject to a period of engagement in which Credit Suisse aims to agree on targets and timelines for improvement, together with the company.
- ESG Integration: Governance topics may furthermore be assessed by considering ESG rating and/or governance relate data points (e.g., Governance Pillar score) during the investment decision process.

#### What is the asset allocation planned for this financial product?



**#1 Aligned with E/S characteristics** includes the investments of the financial product used to attain the environmental or social characteristics promoted by the financial product.

**#2 Other** includes the remaining investments of the financial product which are neither aligned with the environmental or social characteristics, nor are qualified as sustainable investments.

The category **#1 Aligned with E/S characteristics** covers:

- The sub-category **#1A Sustainable** covers sustainable investments with environmental or social objectives
- The sub-category **#1B Other E/S characteristics** covers investments aligned with the environmental or social characteristics that do not qualify as sustainable investments.

The planned minimum proportion of investments used to meet the environmental or social characteristics promoted by this Subfund (category #1 above) is 70% of its total net assets.

Within this category the Subfund aims to hold a minimum proportion of 5% of its total net assets in sustainable investments (category #1A above). Within that category, the Subfund aims to hold a minimum proportion of 1% of its total net assets in sustainable investments with an environmental objective in economic activities that do not qualify as environmentally sustainable under the EU Taxonomy. Although the Subfund commits to having a minimum proportion of its total net assets in sustainable investments with a social objective, the exact minimum proportion of sustainable investments with a social objective cannot be measured for the time being.

For investment in category #1B above ESG Exclusions are applied to ensure minimum environmental or social safeguards.

#### How does the use of derivatives attain the environmental or social characteristics promoted by the financial product?

Derivatives are not used to attain the environmental or social characteristics of the Subfund. However, they may be used as efficient portfolio management tools, for cash management, for hedging purposes, or as an additional source of return.

#### To what minimum extent are sustainable investments with an environmental objective aligned with the EU Taxonomy?

0%. This Subfund does not commit to make EU Taxonomy aligned investments. However, certain investments made by the Subfund may be aligned with the EU Taxonomy.

*Does the financial product invest in fossil gas and/or nuclear energy related activities that comply with the EU Taxonomy<sup>1</sup>?*

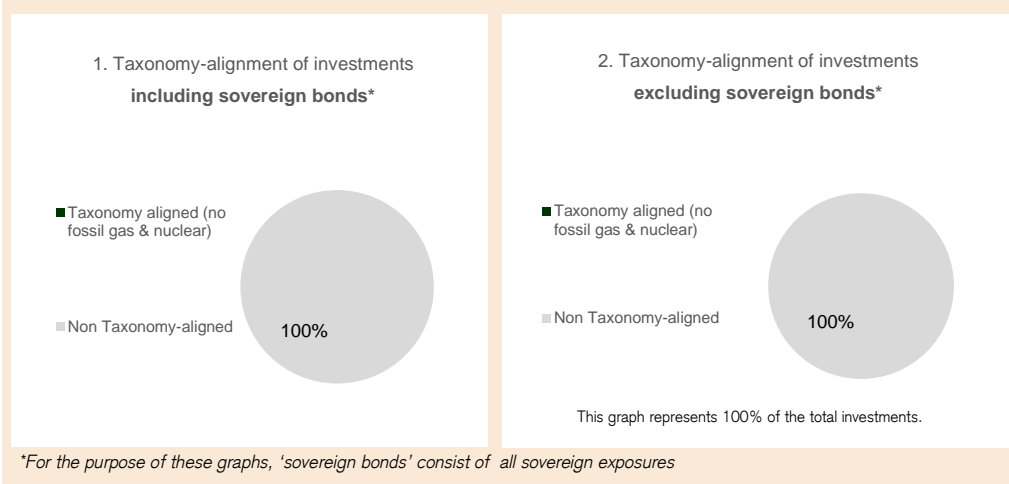
Yes:

In fossil gas       In nuclear energy

No

<sup>1</sup> Fossil gas and/or nuclear related activities will only comply with the EU Taxonomy where they contribute to limiting climate change ("climate change mitigation") and do not significantly harm any EU Taxonomy objective - see explanatory note in the left hand margin. The full criteria for fossil gas and nuclear energy economic activities that comply with the EU Taxonomy are laid down in Commission Delegated Regulation (EU) 2022/1214.

**The two graphs below show in green the minimum percentage of investments that are aligned with the EU Taxonomy. As there is no appropriate methodology to determine the Taxonomy-alignment of sovereign bonds\*, the first graph shows the Taxonomy alignment in relation to all the investments of the financial product including sovereign bonds, while the second graph shows the Taxonomy alignment only in relation to the investments of the financial product other than sovereign bonds.**



**Enabling activities** directly enable other activities to make a substantial contribution to an environmental objective.

**Transitional activities** are activities for which low-carbon alternatives are not yet available and among others have greenhouse gas emission levels corresponding to the best performance.



**What is the minimum share of investments in transitional and enabling activities?**

The minimum share of investments in transitional and enabling activities is 0% considering the subfund does not make sustainable investments with an environmental objective in economic activities that qualify as environmentally sustainable under the EU Taxonomy.

**What is the minimum share of sustainable investments with an environmental objective that are not aligned with the EU Taxonomy?**

The minimum share of sustainable investments with an environmental objective that are not aligned with the EU Taxonomy is 1%.



**What is the minimum share of socially sustainable investments?**

Although the Subfund commits to having a minimum proportion of its total net assets in sustainable investments with a social objective, the exact minimum proportion of sustainable investments with a social objective cannot be measured for the time being.



**What investments are included under “#2 Other”, what is their purpose and are there any minimum environmental or social safeguards?**

Investments such as cash, derivatives and structured product may fall under “#2 Other” since such instruments do not contribute to the E/S characteristics of this Subfund. Such investments do not have minimum environmental or social safeguards.

Investments may furthermore fall under “#2 Other” if insufficient ESG-related information is available. This applies in particular to asset classes for which ESG Factors are insufficiently defined at present or not sufficient ESG related information is available. Where possible, minimum environmental or social safeguards apply to the underlying securities by ensuring that CSAM ESG Exclusions are adhered to.



**Is a specific index designated as a reference benchmark to determine whether this financial product is aligned with the environmental and/or social characteristics that it promotes?**

The Subfund does not use a reference benchmark for the purpose of attaining the environmental and/or social characteristics.



are environmentally sustainable investments that do not take into account the criteria for environmentally sustainable economic activities under the EU Taxonomy.

**Reference benchmarks**

are indexes to measure whether the financial product attains the sustainable investment objective.

**How is the reference benchmark continuously aligned with each of the environmental or social characteristics promoted by the financial product?**

Not applicable

**How is the alignment of the investment strategy with the methodology of the index ensured on a continuous basis?**

Not applicable

**How does the designated index differ from a relevant broad market index?**

Not applicable

**Where can the methodology used for the calculation of the designated index be found?**

Not applicable

**Where can I find more product specific information online?**

More product-specific information can be found on the website: [www.credit-suisse.com/fundsearch](http://www.credit-suisse.com/fundsearch). Additionally, more information about the CSAM Sustainable Investing Policy can be found in Chapter 4 "Investment Policy" of the Prospectus or online at: [www.credit-suisse.com/esg](http://www.credit-suisse.com/esg). More information about the CS SFDR Sustainable Investment Methodology can be found in Chapter 4 "Investment Policy" of the Prospectus.

**Pre-contractual disclosure for the financial products referred to in Article 8, paragraphs 1, 2 and 2a, of Regulation (EU) 2019/2088 and Article 6, first paragraph, of Regulation (EU) 2020/852**Product Name:  
Credit Suisse (Lux) Global Dividend Plus Equity FundLegal Entity Identifier:  
529900DW03AQININM567**Environmental and/or social characteristics****Sustainable investment**

means an investment in an economic activity that contributes to an environmental or social objective, provided that the investment does not significantly harm any environmental or social objective and that the investee companies follow good governance practices.

The **EU Taxonomy** is a classification system laid down in Regulation (EU) 2020/852, establishing a list of **environmentally sustainable economic activities**. That Regulation does not include a list of socially sustainable economic activities. Sustainable investments with an environmental objective might be aligned with the Taxonomy or not.

**Does this financial product have a sustainable investment objective?**●  Yes

It will make a minimum of **sustainable investments with an environmental objective**: \_\_\_\_ %

in economic activities that qualify as environmentally sustainable under the EU Taxonomy

in economic activities that do not qualify as environmentally sustainable under the EU Taxonomy

It will make a minimum of **sustainable investments with a social objective**: \_\_\_\_ %

●  No

It **promotes Environmental/Social (E/S) characteristics** and while it does not have as its objective a sustainable investment, it will have a minimum proportion of 10 % of sustainable investments

with an environmental objective in economic activities that qualify as environmentally sustainable under the EU Taxonomy

with an environmental objective in economic activities that do not qualify as environmentally sustainable under the EU Taxonomy

with a social objective

It promotes E/S characteristics, but **will not make any sustainable investments**

**What environmental and/or social characteristics are promoted by this financial product?**

This Subfund promotes the following environmental and social characteristics:

- promotes to invest into companies that comply with international treaties on controversial weapons (Norms-based Exclusions on direct investments)
- promotes not to invest into companies that derive more than 5% of their revenue from conventional weapons and firearms, tobacco production, gambling, or adult entertainment (Value-based Exclusions on direct investments)
- promotes not to invest into companies that derive more than 20% of their revenue from tobacco distribution, conventional weapons support systems or coal (coal mining and coal-based electricity generation) (Values-based Exclusions on direct investments)
- promotes adherence to, and conducting business activities in accordance with, international norms such as the "United Nations Global Compact Principles" (UNGCP) (Business-conduct Exclusions on direct investments)
- promotes higher exposure to investments that have better ESG profile and fewer ESG controversies over their investment cycle (ESG Integration)
- promotes contribution to sustainable practices through proxy voting and the inclusion of the Subfund's investments into CSAM's centralized engagement approach, in line with CSAM's fiduciary duty (Active Ownership)
- promotes to achieve lower GHG emission intensity than the benchmark.

It does not use a reference benchmark for the purpose of attaining the environmental and/or social characteristics. Please find further information on ESG Integration, ESG Exclusions and Active Ownership below in the question "What investment strategy does this financial product follow?" and online at [www.credit-suisse.com/esg](http://www.credit-suisse.com/esg).

**Sustainability indicators**

measure how the sustainable objectives of this financial product are attained.

**What sustainability indicators are used to measure the attainment of the sustainable investment objective of this financial product?**

The Subfund uses the following sustainability indicators:

- ESG Rating
- Environmental Pillar Score
- Social Pillar Score
- Governance Pillar Score
- ESG Controversies Flag
- Adherence to CSAM ESG Exclusions
- Carbon emission intensity

**What are the objectives of the sustainable investments that the financial product partially intends to make and how does the sustainable investment contribute to such objectives?**

The objectives of the SFDR Sustainable Investments are to contribute to Environmental and/or Social objectives. Sustainable revenue thresholds and climate targets are used to determine to which extent investments contribute to the environmental or social objectives targeted by the Subfunds (e.g. key resource efficiency indicators on the use of energy,

renewable energy, raw materials, water, and land, tackling inequality or fostering social cohesion, social integration, and labour relations) in accordance with the CS SFDR Sustainable Investment Methodology. It defines the criteria that CSAM uses to determine if an investment is a sustainable investment, considering E/S contribution, DNSH and good governance.

**Principal adverse** impacts are the most significant negative impacts of investment decisions on sustainability factors relating to environmental, social and employee matters, respect for human rights, anti-corruption and anti-bribery matters.

### How do the sustainable investments that the financial product partially intends to make, not cause significant harm to any environmental or social sustainable investment objective?

CSAM considers the indicators for principal adverse impacts on sustainability factors (PAI Indicators) and further indicators from its exclusion framework to assess whether sustainable investments would cause significant harm to any environmental or social investment objective. For this purpose, CSAM has defined a set of criteria and thresholds that sustainable investments need to meet. The Investment Manager applies a monitoring tool to ensure that Sustainable Investments adhere to the "Do No Significant Harm" principle.

#### How have the indicators for adverse impacts on sustainability factors been taken into account?

PAI Indicators are taken into account as part of the CS SFDR Sustainable Investment Methodology applied by CSAM to identify investments which qualify as SFDR Sustainable Investments. CSAM has defined a set of criteria and thresholds to determine if an investment passes the DNSH condition. The Investment Manager applies a monitoring tool to ensure that Sustainable Investments adhere to the DNSH condition.

#### How are the sustainable investments aligned with the OECD Guidelines for Multinational Enterprises and the UN Guiding Principles on Business and Human Rights

The alignment of Sustainable investments with the 'OECD Guidelines for Multinational Enterprises' and the 'UN Guiding Principles on Business and Human Rights' is assessed through the CS business conduct framework as part of the CS ESG Exclusion framework. Companies that exhibit severe weaknesses in business conduct, particularly with regard to breaches of the 'United Nations Global Compact Principles' (UNGC) and companies placed on the watchlist, but with no immediate exclusion, are flagged to not be considered SFDR Sustainable Investments due to DNSH.

*The EU Taxonomy sets out a "do not significant harm" principle by which Taxonomy-aligned investments should not significantly harm EU Taxonomy objectives and is accompanied by specific EU criteria.*

*The "do not significant harm" principle applies only to those investments underlying the financial product that take into account the EU criteria for environmentally sustainable economic activities. The investments underlying the remaining portion of this financial product do not take into account the EU criteria for environmentally sustainable economic activities.*

*Any other sustainable investments must also not significantly harm any environmental or social objectives.*



### Does this financial product consider principal adverse impacts on sustainability factors?

Yes

Principal adverse impacts on sustainability factors, as defined by SFDR, are considered by this Subfund through the application of the CSAM PAI Framework.

The CSAM PAI Framework makes use of a combination of approaches to consider the PAI Indicators according to SFDR RTS Annex 1, Table 1. PAI Indicators are considered by means of pre-trade investment restrictions, post-trade activities and portfolio exposure monitoring. The applicability of these means depends on the nature of the indicator, as well as on the specific context of the investment that is causing the adverse impact. The degree and the way the PAI Indicators are considered, depend on various factors, such as on the type of investment fund or strategy, asset class, and availability of reliable data.

Information on principal adverse impacts on sustainability of this Subfund will be available in annual reports published after January 1, 2023.

No

**The investment strategy** guides investment decisions based on factors such as investment objectives and risk tolerance.



### What investment strategy does this financial product follow?

At least two-thirds of the Subfund's assets are invested in equities and other equity-type securities and rights (American depository receipts [ADRs], global depository receipts, profit-sharing certificates, participation certificates, dividend rights certificates, etc.) of companies worldwide. The Subfund may also invest in emerging countries and developing markets. To attain the environmental or social characteristics promoted by this Subfund, this Subfund applies ESG Exclusions, ESG Integration and Active Ownership as described in the Credit Suisse Asset Management Sustainable Investing Policy explained in Chapter 4 "Investment Policy" of the Prospectus.

The ESG Integration process for this Subfund follows the following steps:

- **Identification of material ESG Factors**

First, the Investment Manager uses materiality frameworks to identify those ESG Factors that are relevant to the investment strategy. Materiality frameworks are concepts that help to identify sustainability-related issues and opportunities that are likely to affect the financial condition or operating performance of companies within an industry. Material factors are furthermore assessed based on the Subfund's sector and geographical exposure.

Second, the Investment Manager prioritizes the material factors that are most relevant to the subsequent

investment decisions based on the portfolio's current market exposure. Materiality of ESG Factors and ESG Factors included in the investment process may change over time.

- **ESG security analysis**

Based on the identified material ESG Factors, the Investment Manager performs security research across the Subfund's investment universe. The Investment Manager makes use of ESG ratings from third-party service providers and may combine them with CSAM's proprietary analyses and information. These may include ESG-related news, ESG ratings and scores, ESG-related controversies, and ESG trends.

The ESG data are fully integrated in the portfolio management software. The CSAM sustainable investing team may offer additional support, where needed, and advise on access to other ESG data providers.

The outcome of the ESG analysis of individual securities, combined with financial research, permits the Investment Managers to make ESG-adjusted risk/return assessments. This enables the Investment Manager to compare securities on an ESG-adjusted basis and to evaluate whether to keep certain securities in the portfolio or to sell them during the security selection and portfolio implementation stage. The ESG security analysis is updated periodically.

- **Security selection and portfolio implementation**

Based on the identified material ESG Factors and the ESG-adjusted security analysis, the Investment Managers constructs a portfolio in accordance with the Subfund's investment process and principles. The ESG-adjusted security analysis combined with portfolio construction considerations is used to determine appropriate portfolio weights that reflect the ESG-adjusted risk/return profile of the analyzed securities.

The research process might make use of dedicated ESG questionnaires with potential follow-up meetings with investee companies in case incomplete data is available from third-party ESG data providers.

- **Portfolio monitoring**

The Investment Manager monitors the ESG Factors periodically to detect significant changes in the ESG Factors of the underlying securities. They regularly reassess the portfolio, taking into consideration financial and ESG metrics, and consequently decide whether to increase or decrease positions in the portfolio.

- **Engagement**

CSAM has a centralized engagement approach carried out by the CSAM Active Ownership team as described in Chapter 4, "Investment Policy". In addition, the Investment Manager may engage directly with companies individually in the event of serious ESG-related concerns.

#### **What are the binding elements of the investment strategy used to select the investments to attain each of the environmental or social characteristics promoted by this financial product?**

The binding elements are:

- Application of Norms-, Values- and Business Conduct Exclusions
  - Exclusion of companies that are in breach of international treaties on controversial weapons (Norms-based Exclusions on direct investments)
  - Exclusion of companies that derive more than 5% of their revenue from conventional weapons and firearms, tobacco production, gambling, or adult entertainment (Value-based Exclusions on direct investments)
  - Exclusion of companies that derive more than 20% of their revenue from tobacco distribution, conventional weapons support systems or coal (coal mining and coal-based electricity generation) (Values-based Exclusions on direct investments)
  - Exclusion of companies that conduct business activities in breach of, international norms such as the "United Nations Global Compact Principles" (UNGCP) (Business-conduct Exclusions on direct investments)
- Integrate ESG Factors into the investment decision process without compromising diversification and risk management. This includes:
  - For direct equity investments systematic consideration of the investment's ESG profile as measured for example by the ESG rating, Pillar Scores and ESG controversies. More information on the ESG rating, Pillar Scores and ESG controversies is available online at [www.credit-suisse.com/esg](http://www.credit-suisse.com/esg) (section "Sustainability Indicators").
- Performing proxy voting in accordance with the CSAM criteria and materiality thresholds defined in the Proxy Voting Approach and Policy Summary available online at [www.credit-suisse.com/esg](http://www.credit-suisse.com/esg) (section "Active Ownership").
- Meeting the minimum proportions for investments which are E/S aligned and SFDR Sustainable Investments

**Good governance** practices include sound management structures, employee relations, remuneration of staff and tax compliance.

#### **What is the committed minimum rate to reduce the scope of the investments considered prior to the application of that investment strategy?**

This Subfund does not have a commitment to reduce the scope of investments by a minimum rate.

#### **What is the policy to assess good governance practices of the investee companies?**

The methodology to assess and ensure good governance of investments, includes the following:

- Business-conduct Exclusions: Companies found to (1) systematically violate international norms, (2) where the breaches are particularly severe, or (3) where management is not open to implementing the necessary reforms, are put on a watchlist, and may be decided to be excluded from the firm-wide investment universe. Exclusions are considered as a last resort. Instead, engaging with investee companies is supposed to have a higher impact to prevent future breaches. Companies that are able and willing to take action may be subject to a period of engagement in which Credit Suisse aims to agree on targets and timelines for improvement, together with the company.
- ESG Integration: Governance topics may furthermore be assessed by considering ESG rating and/or governance relate data points (e.g., Governance Pillar score) during the investment decision process.



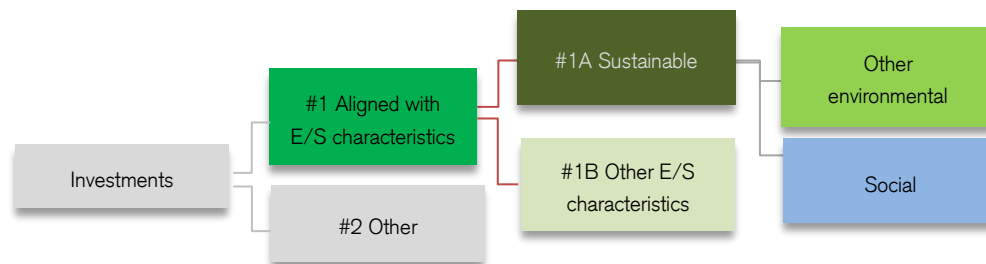
**Asset allocation** describes the share of investments in specific assets.



**Taxonomy-aligned activities** are expressed as a share of:

- **turnover** reflecting the share of revenue from green activities of investee companies
- **capital expenditure** (CapEx) showing the green investments made by investee companies, e.g. for a transition to a green economy.
- **operational expenditure** (OpEx) reflecting green operational activities of investee companies.

## What is the asset allocation planned for this financial product?



**#1 Aligned with E/S characteristics** includes the investments of the financial product used to attain the environmental or social characteristics promoted by the financial product.

**#2 Other** includes the remaining investments of the financial product which are neither aligned with the environmental or social characteristics, nor are qualified as sustainable investments.

The category **#1 Aligned with E/S characteristics** covers:

- The sub-category **#1A Sustainable** covers sustainable investments with environmental or social objectives
- The sub-category **#1B Other E/S characteristics** covers investments aligned with the environmental or social characteristics that do not qualify as sustainable investments.

The planned minimum proportion of investments used to meet the environmental or social characteristics promoted by this Subfund (category #1 above) is 70% of its total net assets.

Within this category the Subfund aims to hold a minimum proportion of 10% of its total net assets in sustainable investments (category #1A above). Within that category, the Subfund aims to hold a minimum proportion of 1% of its total net assets in sustainable investments with an environmental objective in economic activities that do not qualify as environmentally sustainable under the EU Taxonomy. Although the Subfund commits to having a minimum proportion of its total net assets in sustainable investments with a social objective, the exact minimum proportion of sustainable investments with a social objective cannot be measured for the time being.

For investment in category #1B above ESG Exclusions are applied to ensure minimum environmental or social safeguards.

## How does the use of derivatives attain the environmental or social characteristics promoted by the financial product?

Derivatives are not used to attain the environmental or social characteristics of the Subfund. However, they may be used as efficient portfolio management tools, for cash management, for hedging purposes, or as an additional source of return.



## To what minimum extent are sustainable investments with an environmental objective aligned with the EU Taxonomy?

0%. This Subfund does not commit to make EU Taxonomy aligned investments. However, certain investments made by the Subfund may be aligned with the EU Taxonomy.

*Does the financial product invest in fossil gas and/or nuclear energy related activities that comply with the EU Taxonomy<sup>1</sup>?*

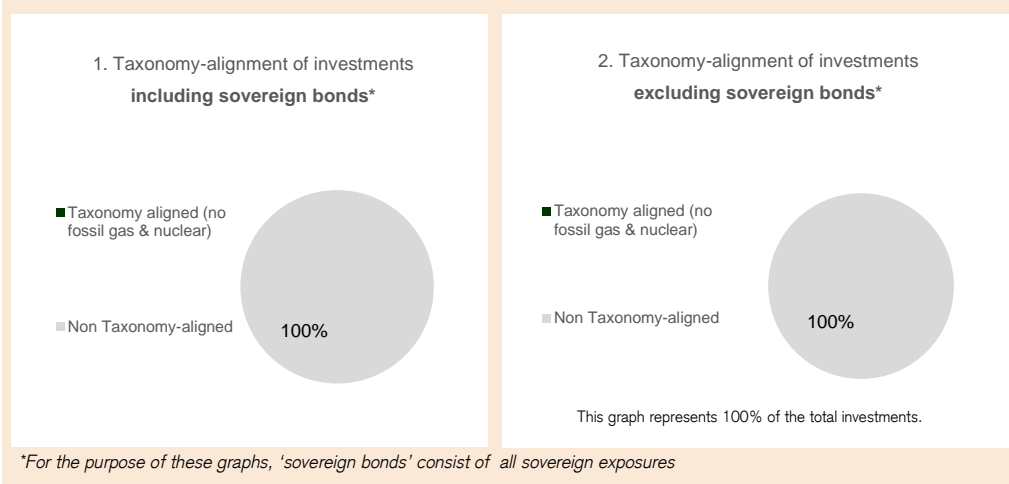
Yes:

- In fossil gas     In nuclear energy

No

<sup>1</sup> Fossil gas and/or nuclear related activities will only comply with the EU Taxonomy where they contribute to limiting climate change ("climate change mitigation") and do not significantly harm any EU Taxonomy objective - see explanatory note in the left hand margin. The full criteria for fossil gas and nuclear energy economic activities that comply with the EU Taxonomy are laid down in Commission Delegated Regulation (EU) 2022/1214.

The two graphs below show in green the minimum percentage of investments that are aligned with the EU Taxonomy. As there is no appropriate methodology to determine the Taxonomy-alignment of sovereign bonds\*, the first graph shows the Taxonomy alignment in relation to all the investments of the financial product including sovereign bonds, while the second graph shows the Taxonomy alignment only in relation to the investments of the financial product other than sovereign bonds.



**Enabling activities** directly enable other activities to make a substantial contribution to an environmental objective. **Transitional activities** are activities for which low-carbon alternatives are not yet available and among others have greenhouse gas emission levels corresponding to the best performance.



What is the minimum share of investments in transitional and enabling activities?

The minimum share of investments in transitional and enabling activities is 0% considering the subfund does not make sustainable investments with an environmental objective in economic activities that qualify as environmentally sustainable under the EU Taxonomy.

What is the minimum share of sustainable investments with an environmental objective that are not aligned with the EU Taxonomy?

The minimum share of sustainable investments with an environmental objective that are not aligned with the EU Taxonomy is 1%



What is the minimum share of socially sustainable investments?

Although the Subfund commits to having a minimum proportion of its total net assets in sustainable investments with a social objective, the exact minimum proportion of sustainable investments with a social objective cannot be measured for the time being.



are environmentally sustainable investments that do not take into account the criteria for environmentally sustainable economic activities under the EU Taxonomy.



What investments are included under "#2 Other", what is their purpose and are there any minimum environmental or social safeguards?

Investments such as cash, derivatives and structured product may fall under "#2 Other" since such instruments do not contribute to the E/S characteristics of this Subfund. Such investments do not have minimum environmental or social safeguards.

Investments may furthermore fall under "#2 Other" if insufficient ESG-related information is available. This applies in particular to asset classes for which ESG Factors are insufficiently defined at present or not sufficient ESG related information is available. Where possible, minimum environmental or social safeguards apply to the underlying securities by ensuring that CSAM ESG Exclusions are adhered to.

**Reference benchmarks**

are indexes to measure whether the financial product attains the sustainable investment objective.



Is a specific index designated as a reference benchmark to determine whether this financial product is aligned with the environmental and/or social characteristics that it promotes?

The Subfund does not use a reference benchmark for the purpose of attaining the environmental and/or social characteristics.

**How is the reference benchmark continuously aligned with each of the environmental or social characteristics promoted by the financial product?**

Not applicable

**How is the alignment of the investment strategy with the methodology of the index ensured on a continuous basis?**

Not applicable

**How does the designated index differ from a relevant broad market index?**

Not applicable

**Where can the methodology used for the calculation of the designated index be found?**

Not applicable

**Where can I find more product specific information online?**

More product-specific information can be found on the website: [www.credit-suisse.com/fundsearch](http://www.credit-suisse.com/fundsearch)  
Additionally, more information about the CSAM Sustainable Investing Policy can be found in Chapter 4 "Investment Policy" of the Prospectus or online at: [www.credit-suisse.com/esg](http://www.credit-suisse.com/esg).  
More information about the CS SFDR Sustainable Investment Methodology can be found in Chapter 4 "Investment Policy" of the Prospectus.

**Pre-contractual disclosure for the financial products referred to in Article 8, paragraphs 1, 2 and 2a, of Regulation (EU) 2019/2088 and Article 6, first paragraph, of Regulation (EU) 2020/852**Product Name:  
Credit Suisse (Lux) Infrastructure Equity FundLegal Entity Identifier:  
OTSMGB1GTHI5NKZMT364**Environmental and/or social characteristics****Sustainable investment**

means an investment in an economic activity that contributes to an environmental or social objective, provided that the investment does not significantly harm any environmental or social objective and that the investee companies follow good governance practices.

The **EU Taxonomy** is a classification system laid down in Regulation (EU) 2020/852, establishing a list of **environmentally sustainable economic activities**. That Regulation does not include a list of socially sustainable economic activities. Sustainable investments with an environmental objective might be aligned with the Taxonomy or not.

**Does this financial product have a sustainable investment objective?**●  Yes
 It will make a minimum of **sustainable investments with an environmental objective**: \_\_\_\_ %

 in economic activities that qualify as environmentally sustainable under the EU Taxonomy

 in economic activities that do not qualify as environmentally sustainable under the EU Taxonomy

 It will make a minimum of **sustainable investments with a social objective**: \_\_\_\_ %
●  No
 It **promotes Environmental/Social (E/S) characteristics** and while it does not have as its objective a sustainable investment, it will have a minimum proportion of 5 % of sustainable investments

 with an environmental objective in economic activities that qualify as environmentally sustainable under the EU Taxonomy

 with an environmental objective in economic activities that do not qualify as environmentally sustainable under the EU Taxonomy

 with a social objective

 It promotes E/S characteristics, but **will not make any sustainable investments**
**What environmental and/or social characteristics are promoted by this financial product?**

This Subfund promotes the following environmental and social characteristics:

- promotes to invest into companies that comply with international treaties on controversial weapons (Norms-based Exclusions on direct investments)
- promotes not to invest into companies that derive more than 5% of their revenue from conventional weapons and firearms, tobacco production, gambling, or adult entertainment (Value-based Exclusions on direct investments)
- promotes not to invest into companies that derive more than 20% of their revenue from tobacco distribution, conventional weapons support systems or coal (coal mining and coal-based electricity generation) (Value-based Exclusions on direct investments)
- promotes adherence to, and conducting business activities in accordance with, international norms such as the "United Nations Global Compact Principles" (UNGC) (Business-conduct Exclusions on direct investments)
- promotes higher exposure to investments that have better ESG profile and fewer ESG controversies over their investment cycle (ESG Integration)
- promotes contribution to sustainable practices through proxy voting and the inclusion of the Subfund's investments into CSAM's centralized engagement approach, in line with CSAM's fiduciary duty (Active Ownership)

It does not use a reference benchmark for the purpose of attaining the environmental and/or social characteristics. Please find further information on ESG Integration, ESG Exclusions and Active Ownership below in the question "What investment strategy does this financial product follow?" and online at [www.credit-suisse.com/esg](http://www.credit-suisse.com/esg).

**What sustainability indicators are used to measure the attainment of the sustainable investment objective of this financial product?**

The Subfund uses the following sustainability indicators:

- ESG Rating
- Environmental Pillar Score
- Social Pillar Score
- Governance Pillar Score
- ESG Controversies Flag
- Adherence to CSAM ESG Exclusions

**What are the objectives of the sustainable investments that the financial product partially intends to make and how does the sustainable investment contribute to such objectives?**

The objectives of the SFDR Sustainable Investments are to contribute to Environmental and/or Social objectives. Sustainable revenue thresholds and climate targets are used to determine to which extent investments contribute to the environmental or social objectives targeted by the Subfunds (e.g. key resource efficiency indicators on the use of energy, renewable energy, raw materials, water, and land, tackling inequality or fostering social cohesion, social integration, and labour relations) in accordance with the CS SFDR Sustainable Investment Methodology. It defines the criteria that CSAM

**Sustainability indicators** measure how the sustainable objectives of this financial product are attained.

uses to determine if an investment is a sustainable investment, considering E/S contribution, DNSH and good governance.

**Principal adverse** impacts are the most significant negative impacts of investment decisions on sustainability factors relating to environmental, social and employee matters, respect for human rights, anti-corruption and anti-bribery matters.

#### How do the sustainable investments that the financial product partially intends to make, not cause significant harm to any environmental or social sustainable investment objective?

CSAM considers the indicators for principal adverse impacts on sustainability factors (PAI Indicators) and further indicators from its exclusion framework to assess whether sustainable investments would cause significant harm to any environmental or social investment objective. For this purpose, CSAM has defined a set of criteria and thresholds that sustainable investments need to meet. The Investment Manager applies a monitoring tool to ensure that Sustainable Investments adhere to the "Do No Significant Harm" principle.

#### How have the indicators for adverse impacts on sustainability factors been taken into account?

PAI Indicators are taken into account as part of the CS SFDR Sustainable Investment Methodology applied by CSAM to identify investments which qualify as SFDR Sustainable Investments. CSAM has defined a set of criteria and thresholds to determine if an investment passes the DNSH condition. The Investment Manager applies a monitoring tool to ensure that Sustainable Investments adhere to the DNSH condition.

#### How are the sustainable investments aligned with the OECD Guidelines for Multinational Enterprises and the UN Guiding Principles on Business and Human Rights

The alignment of Sustainable investments with the 'OECD Guidelines for Multinational Enterprises' and the 'UN Guiding Principles on Business and Human Rights' is assessed through the CS business conduct framework as part of the CS ESG Exclusion framework. Companies that exhibit severe weaknesses in business conduct, particularly with regard to breaches of the 'United Nations Global Compact Principles' (UNGC) and companies placed on the watchlist, but with no immediate exclusion, are flagged to not be considered SFDR Sustainable Investments due to DNSH.

*The EU Taxonomy sets out a "do not significant harm" principle by which Taxonomy-aligned investments should not significantly harm EU Taxonomy objectives and is accompanied by specific EU criteria.*

*The "do not significant harm" principle applies only to those investments underlying the financial product that take into account the EU criteria for environmentally sustainable economic activities. The investments underlying the remaining portion of this financial product do not take into account the EU criteria for environmentally sustainable economic activities.*

*Any other sustainable investments must also not significantly harm any environmental or social objectives.*



#### Does this financial product consider principal adverse impacts on sustainability factors?

Yes

Principal adverse impacts on sustainability factors, as defined by SFDR, are considered by this Subfund through the application of the CSAM PAI Framework.

The CSAM PAI Framework makes use of a combination of approaches to consider the PAI Indicators according to SFDR RTS Annex 1, Table 1. PAI Indicators are considered by means of pre-trade investment restrictions, post-trade activities and portfolio exposure monitoring. The applicability of these means depends on the nature of the indicator, as well as on the specific context of the investment that is causing the adverse impact. The degree and the way the PAI Indicators are considered, depend on various factors, such as on the type of investment fund or strategy, asset class, and availability of reliable data.

Information on principal adverse impacts on sustainability of this Subfund will be available in annual reports published after January 1, 2023.

No

**The investment strategy** guides investment decisions based on factors such as investment objectives and risk tolerance.



#### What investment strategy does this financial product follow?

At least two-thirds of the Subfund's net assets are invested worldwide (including emerging markets) in equities and other equity-type securities and rights (American depository receipts [ADRs], global depository receipts, profit-sharing certificates, participation certificates, dividend rights certificates, etc.) issued by companies active in the infrastructure sector ("infrastructure sector"). To attain the environmental or social characteristics promoted by this Subfund, this Subfund applies ESG Exclusions, ESG Integration and Active Ownership as described in the Credit Suisse Asset Management Sustainable Investing Policy explained in Chapter 4 "Investment Policy" of the Prospectus.

The ESG Integration process for this Subfund follows the following steps:

- **Identification of material ESG Factors**

First, the Investment Manager uses materiality frameworks to identify those ESG Factors that are relevant to the investment strategy. Materiality frameworks are concepts that help to identify sustainability-related issues and opportunities that are likely to affect the financial condition or operating performance of companies within an industry. Material factors are furthermore assessed based on the Subfund's sector and geographical exposure.

Second, the Investment Manager prioritizes the material factors that are most relevant to the subsequent investment decisions based on the portfolio's current market exposure. Materiality of ESG Factors and ESG Factors included in the investment process may change over time.

- **ESG security analysis**  
Based on the identified material ESG Factors, the Investment Manager performs security research across the Subfund's investment universe. The Investment Manager makes use of ESG ratings from third-party service providers and may combine them with CSAM's proprietary analyses and information. These may include ESG-related news, ESG ratings and scores, ESG-related controversies, and ESG trends.  
The ESG data are fully integrated in the portfolio management software. The CSAM sustainable investing team may offer additional support, where needed, and advise on access to other ESG data providers.  
The outcome of the ESG analysis of individual securities, combined with financial research, permits the Investment Managers to make ESG-adjusted risk/return assessments. This enables the Investment Manager to compare securities on an ESG-adjusted basis and to evaluate whether to keep certain securities in the portfolio or to sell them during the security selection and portfolio implementation stage. The ESG security analysis is updated periodically.
- **Security selection and portfolio implementation**  
Based on the identified material ESG Factors and the ESG-adjusted security analysis, the Investment Managers constructs a portfolio in accordance with the Subfund's investment process and principles. The ESG-adjusted security analysis combined with portfolio construction considerations is used to determine appropriate portfolio weights that reflect the ESG-adjusted risk/return profile of the analyzed securities.  
The research process might make use of dedicated ESG questionnaires with potential follow-up meetings with investee companies in case incomplete data is available from third-party ESG data providers.
- **Portfolio monitoring**  
The Investment Manager monitors the ESG Factors periodically to detect significant changes in the ESG Factors of the underlying securities. They regularly reassess the portfolio, taking into consideration financial and ESG metrics, and consequently decide whether to increase or decrease positions in the portfolio.
- **Engagement**  
CSAM has a centralized engagement approach carried out by the CSAM Active Ownership team as described in Chapter 4, "Investment Policy". In addition, the Investment Manager may engage directly with companies individually in the event of serious ESG-related concerns.

#### **What are the binding elements of the investment strategy used to select the investments to attain each of the environmental or social characteristics promoted by this financial product?**

The binding elements are:

- Application of Norms-, Values- and Business Conduct Exclusions

  - Exclusion of companies that are in breach of international treaties on controversial weapons (Norms-based Exclusions on direct investments)
  - Exclusion of companies that derive more than 5% of their revenue from conventional weapons and firearms, tobacco production, gambling, or adult entertainment (Value-based Exclusions on direct investments)
  - Exclusion of companies that derive more than 20% of their revenue from tobacco distribution, conventional weapons support systems or coal (coal mining and coal-based electricity generation) (Values-based Exclusions on direct investments)
  - Exclusion of companies that conduct business activities in breach of, international norms such as the "United Nations Global Compact Principles" (UNGC) (Business-conduct Exclusions on direct investments)
- Integrate ESG Factors into the investment decision process without compromising diversification and risk management. This includes:

  - For direct equity investments systematic consideration of the investment's ESG profile as measured for example by the ESG rating, Pillar Scores and ESG controversies. More information on the ESG rating, Pillar Scores and ESG controversies is available online at [www.credit-suisse.com/esg](http://www.credit-suisse.com/esg) (section "Sustainability Indicators").
- Performing proxy voting in accordance with the CSAM criteria and materiality thresholds defined in the Proxy Voting Approach and Policy Summary available online at [www.credit-suisse.com/esg](http://www.credit-suisse.com/esg) (section "Active Ownership").
- Meeting the minimum proportions for investments which are E/S aligned and SFDR Sustainable Investments

**Good governance** practices include sound management structures, employee relations, remuneration of staff and tax compliance.

#### **What is the committed minimum rate to reduce the scope of the investments considered prior to the application of that investment strategy?**

This Subfund does not have a commitment to reduce the scope of investments by a minimum rate.

#### **What is the policy to assess good governance practices of the investee companies?**

The methodology to assess and ensure good governance of investments, includes the following:

- Business-conduct Exclusions: Companies found to (1) systematically violate international norms, (2) where the breaches are particularly severe, or (3) where management is not open to implementing the necessary reforms, are put on a watchlist, and may be decided to be excluded from the firm-wide investment universe. Exclusions are considered as a last resort. Instead, engaging with investee companies is supposed to have a higher impact to prevent future breaches. Companies that are able and willing to take action may be subject to a period of engagement in which Credit Suisse aims to agree on targets and timelines for improvement, together with the company.
- Proxy voting: in markets and for investments where CSAM exercises its voting rights, CSAM votes on governance topics such as the independence of the board of directors, remuneration and board incentive systems, in line with its fiduciary duty. CSAM may discuss with investee companies shortcomings and what improvements CSAM expects, based on the CSAM proxy voting framework.
- ESG Integration: Governance topics may furthermore be assessed by considering ESG rating and/or governance relate data points (e.g., Governance Pillar score) during the investment decision process.

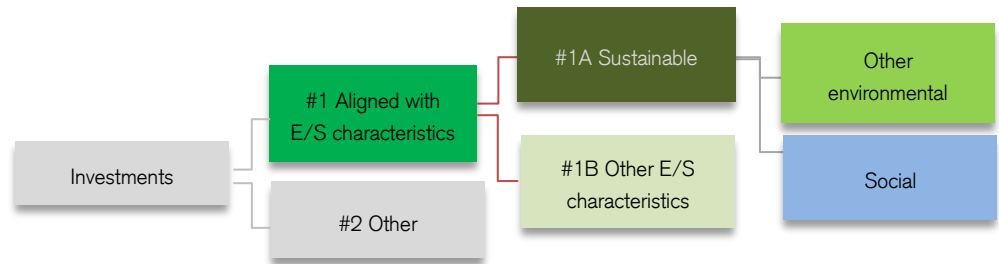
**Asset allocation** describes the share of investments in specific assets.



**Taxonomy-aligned activities** are expressed as a share of:

- **turnover** reflecting the share of revenue from green activities of investee companies
- **capital expenditure** (CapEx) showing the green investments made by investee companies, e.g. for a transition to a green economy.
- **operational expenditure** (OpEx) reflecting green operational activities of investee companies.

**What is the asset allocation planned for this financial product?**



**#1 Aligned with E/S characteristics** includes the investments of the financial product used to attain the environmental or social characteristics promoted by the financial product.

**#2 Other** includes the remaining investments of the financial product which are neither aligned with the environmental or social characteristics, nor are qualified as sustainable investments.

The category **#1 Aligned with E/S characteristics** covers:

- The sub-category **#1A Sustainable** covers sustainable investments with environmental or social objectives
- The sub-category **#1B Other E/S characteristics** covers investments aligned with the environmental or social characteristics that do not qualify as sustainable investments.

The planned minimum proportion of investments used to meet the environmental or social characteristics promoted by this Subfund (category #1 above) is 70% of its total net assets.

Within this category the Subfund aims to hold a minimum proportion of 5% of its total net assets in sustainable investments (category #1A above). Within that category, the Subfund aims to hold a minimum proportion of 1% of its total net assets in sustainable investments with an environmental objective in economic activities that do not qualify as environmentally sustainable under the EU Taxonomy. Although the Subfund commits to having a minimum proportion of its total net assets in sustainable investments with a social objective, the exact minimum proportion of sustainable investments with a social objective cannot be measured for the time being.

For investment in category #1B above ESG Exclusions are applied to ensure minimum environmental or social safeguards.

**How does the use of derivatives attain the environmental or social characteristics promoted by the financial product?**

Derivatives are not used to attain the environmental or social characteristics of the Subfund. However, they may be used as efficient portfolio management tools, for cash management, for hedging purposes, or as an additional source of return.



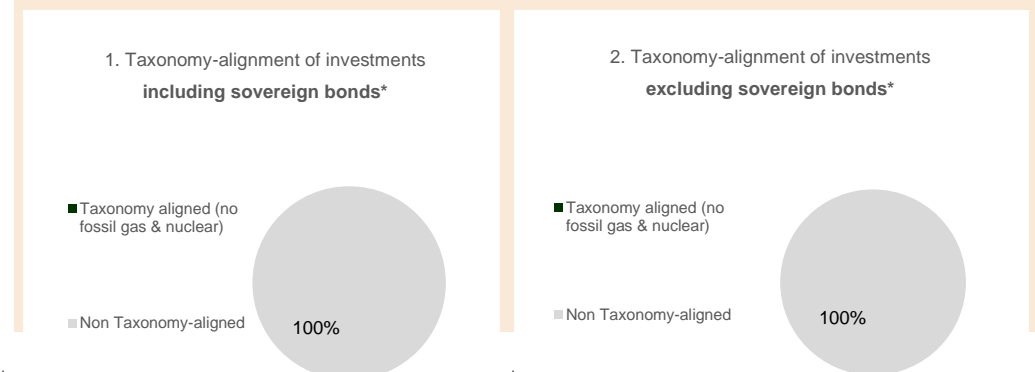
**To what minimum extent are sustainable investments with an environmental objective aligned with the EU Taxonomy?**

0%. This Subfund does not commit to make EU Taxonomy aligned investments. However, certain investments made by the Subfund may be aligned with the EU Taxonomy.

*Does the financial product invest in fossil gas and/or nuclear energy related activities that comply with the EU Taxonomy<sup>1</sup>?*

- Yes:
- In fossil gas
  - In nuclear energy
- No

*The two graphs below show in green the minimum percentage of investments that are aligned with the EU Taxonomy. As there is no appropriate methodology to determine the Taxonomy-alignment of sovereign bonds\*, the first graph shows the Taxonomy alignment in relation to all the investments of the financial product including sovereign bonds, while the second graph shows the Taxonomy alignment only in relation to the investments of the financial product other than sovereign bonds.*



<sup>1</sup> Fossil gas and/or nuclear related activities will only harm any EU Taxonomy objective - see explanatory notes. These activities are laid down in Commission Delegated Regulation (EU) 2020/859.

cl  
uc  
This graph represents 100% of the total investments.

*\*For the purpose of these graphs, 'sovereign bonds' consist of all sovereign exposures*

**Enabling activities** directly enable other activities to make a substantial contribution to an environmental objective.

**Transitional activities** are activities for which low-carbon alternatives are not yet available and among others have greenhouse gas emission levels corresponding to the best performance.



**What is the minimum share of investments in transitional and enabling activities?**

The minimum share of investments in transitional and enabling activities is 0% considering the subfund does not make sustainable investments with an environmental objective in economic activities that qualify as environmentally sustainable under the EU Taxonomy.

**What is the minimum share of sustainable investments with an environmental objective that are not aligned with the EU Taxonomy?**

The minimum share of sustainable investments with an environmental objective that are not aligned with the EU Taxonomy is 1%



**What is the minimum share of socially sustainable investments?**

Although the Subfund commits to having a minimum proportion of its total net assets in sustainable investments with a social objective, the exact minimum proportion of sustainable investments with a social objective cannot be measured for the time being.



**What investments are included under "#2 Other", what is their purpose and are there any minimum environmental or social safeguards?**

Investments such as cash, derivatives and structured product may fall under "#2 Other" since such instruments do not contribute to the E/S characteristics of this Subfund. Such investments do not have minimum environmental or social safeguards.

Investments may furthermore fall under "#2 Other" if insufficient ESG-related information is available. This applies in particular to asset classes for which ESG Factors are insufficiently defined at present or not sufficient ESG related information is available. Where possible, minimum environmental or social safeguards apply to the underlying securities by ensuring that CSAM ESG Exclusions are adhered to.



are environmentally sustainable investments that do not take into account the criteria for environmentally sustainable economic activities under the EU Taxonomy.



**Reference benchmarks**

are indexes to measure whether the financial product attains the sustainable investment objective.

**Is a specific index designated as a reference benchmark to determine whether this financial product is aligned with the environmental and/or social characteristics that it promotes?**

The Subfund does not use a reference benchmark for the purpose of attaining the environmental and/or social characteristics.

**How is the reference benchmark continuously aligned with each of the environmental or social characteristics promoted by the financial product?**

Not applicable

**How is the alignment of the investment strategy with the methodology of the index ensured on a continuous basis?**

Not applicable

**How does the designated index differ from a relevant broad market index?**

Not applicable

**Where can the methodology used for the calculation of the designated index be found?**

Not applicable



**Where can I find more product specific information online?**

More product-specific information can be found on the website: [www.credit-suisse.com/fundsearch](http://www.credit-suisse.com/fundsearch)  
Additionally, more information about the CSAM Sustainable Investing Policy can be found in Chapter 4 "Investment Policy" of the Prospectus or online at: [www.credit-suisse.com/esg](http://www.credit-suisse.com/esg).  
More information about the CS SFDR Sustainable Investment Methodology can be found in Chapter 4 "Investment Policy" of the Prospectus.





**Pre-contractual disclosure for the financial products referred to in Article 8, paragraphs 1, 2 and 2a, of Regulation (EU) 2019/2088 and Article 6, first paragraph, of Regulation (EU) 2020/852**Product Name:  
Credit Suisse (Lux) Robotics Equity FundLegal Entity Identifier:  
549300IXGN09NFGX1E64**Environmental and/or social characteristics****Sustainable investment**

means an investment in an economic activity that contributes to an environmental or social objective, provided that the investment does not significantly harm any environmental or social objective and that the investee companies follow good governance practices.

The **EU Taxonomy** is a classification system laid down in Regulation (EU) 2020/852, establishing a list of **environmentally sustainable economic activities**. That Regulation does not include a list of socially sustainable economic activities. Sustainable investments with an environmental objective might be aligned with the Taxonomy or not.

**Does this financial product have a sustainable investment objective?**●  Yes
 It will make a minimum of **sustainable investments with an environmental objective**: \_\_\_\_ %

 in economic activities that qualify as environmentally sustainable under the EU Taxonomy

 in economic activities that do not qualify as environmentally sustainable under the EU Taxonomy

 It will make a minimum of **sustainable investments with a social objective**: \_\_\_\_ %
●  No
 It **promotes Environmental/Social (E/S) characteristics** and while it does not have as its objective a sustainable investment, it will have a minimum proportion of 5 % of sustainable investments

 with an environmental objective in economic activities that qualify as environmentally sustainable under the EU Taxonomy

 with an environmental objective in economic activities that do not qualify as environmentally sustainable under the EU Taxonomy

 with a social objective

 It promotes E/S characteristics, but **will not make any sustainable investments**
**What environmental and/or social characteristics are promoted by this financial product?**

This Subfund promotes the following environmental and social characteristics:

- promotes to invest into companies that comply with international treaties on controversial weapons (Norms-based Exclusions on direct investments)
- promotes not to invest into companies that derive more than 5% of their revenue from conventional weapons and firearms, tobacco production, gambling, or adult entertainment (Value-based Exclusions on direct investments)
- promotes not to invest into companies that derive more than 20% of their revenue from tobacco distribution, conventional weapons support systems or coal (coal mining and coal-based electricity generation) (Values-based Exclusions on direct investments)
- promotes adherence to, and conducting business activities in accordance with, international norms such as the "United Nations Global Compact Principles" (UNGCP) (Business-conduct Exclusions on direct investments)
- promotes higher exposure to investments that have better ESG profile and fewer ESG controversies over their investment cycle (ESG Integration)
- promotes contribution to sustainable practices through proxy voting and the inclusion of the Subfund's investments into CSAM's centralized engagement approach, in line with CSAM's fiduciary duty (Active Ownership)

It does not use a reference benchmark for the purpose of attaining the environmental and/or social characteristics. Please find further information on ESG Integration, ESG Exclusions and Active Ownership below in the question "What investment strategy does this financial product follow?" and online at [www.credit-suisse.com/esg](http://www.credit-suisse.com/esg).

**What sustainability indicators are used to measure the attainment of the sustainable investment objective of this financial product?**

The Subfund uses the following sustainability indicators:

- ESG Rating
- Environmental Pillar Score
- Social Pillar Score
- Governance Pillar Score
- ESG Controversies Flag
- Adherence to CSAM ESG Exclusions

**What are the objectives of the sustainable investments that the financial product partially intends to make and how does the sustainable investment contribute to such objectives?**

The objectives of the SFDR Sustainable Investments are to contribute to Environmental and/or Social objectives. Sustainable revenue thresholds and climate targets are used to determine to which extent investments contribute to the environmental or social objectives targeted by the Subfunds (e.g. key resource efficiency indicators on the use of energy, renewable energy, raw materials, water, and land, tackling inequality or fostering social cohesion, social integration, and labour relations) in accordance with the CS SFDR Sustainable Investment Methodology. It defines the criteria that CSAM

**Sustainability indicators** measure how the sustainable objectives of this financial product are attained.

uses to determine if an investment is a sustainable investment, considering E/S contribution, DNSH and good governance.

**Principal adverse** impacts are the most significant negative impacts of investment decisions on sustainability factors relating to environmental, social and employee matters, respect for human rights, anti-corruption and anti-bribery matters.

### How do the sustainable investments that the financial product partially intends to make, not cause significant harm to any environmental or social sustainable investment objective?

CSAM considers the indicators for principal adverse impacts on sustainability factors (PAI Indicators) and further indicators from its exclusion framework to assess whether sustainable investments would cause significant harm to any environmental or social investment objective. For this purpose, CSAM has defined a set of criteria and thresholds that sustainable investments need to meet. The Investment Manager applies a monitoring tool to ensure that Sustainable Investments adhere to the "Do No Significant Harm" principle.

#### How have the indicators for adverse impacts on sustainability factors been taken into account?

PAI Indicators are taken into account as part of the CS SFDR Sustainable Investment Methodology applied by CSAM to identify investments which qualify as SFDR Sustainable Investments. CSAM has defined a set of criteria and thresholds to determine if an investment passes the DNSH condition. The Investment Manager applies a monitoring tool to ensure that Sustainable Investments adhere to the DNSH condition.

#### How are the sustainable investments aligned with the OECD Guidelines for Multinational Enterprises and the UN Guiding Principles on Business and Human Rights

The alignment of Sustainable investments with the 'OECD Guidelines for Multinational Enterprises' and the 'UN Guiding Principles on Business and Human Rights' is assessed through the CS business conduct framework as part of the CS ESG Exclusion framework. Companies that exhibit severe weaknesses in business conduct, particularly with regard to breaches of the 'United Nations Global Compact Principles' (UNGC) and companies placed on the watchlist, but with no immediate exclusion, are flagged to not be considered SFDR Sustainable Investments due to DNSH.

*The EU Taxonomy sets out a "do not significant harm" principle by which Taxonomy-aligned investments should not significantly harm EU Taxonomy objectives and is accompanied by specific EU criteria.*

*The "do no significant harm" principle applies only to those investments underlying the financial product that take into account the EU criteria for environmentally sustainable economic activities. The investments underlying the remaining portion of this financial product do not take into account the EU criteria for environmentally sustainable economic activities.*

*Any other sustainable investments must also not significantly harm any environmental or social objectives.*



### Does this financial product consider principal adverse impacts on sustainability factors?

Yes

Principal adverse impacts on sustainability factors, as defined by SFDR, are considered by this Subfund through the application of the CSAM PAI Framework.

The CSAM PAI Framework makes use of a combination of approaches to consider the PAI Indicators according to SFDR RTS Annex 1, Table 1. PAI Indicators are considered by means of pre-trade investment restrictions, post-trade activities and portfolio exposure monitoring. The applicability of these means depends on the nature of the indicator, as well as on the specific context of the investment that is causing the adverse impact. The degree and the way the PAI Indicators are considered, depend on various factors, such as on the type of investment fund or strategy, asset class, and availability of reliable data.

Information on principal adverse impacts on sustainability of this Subfund will be available in annual reports published after January 1, 2023.

No



**The investment strategy** guides investment decisions based on factors such as investment objectives and risk tolerance.

### What investment strategy does this financial product follow?

At least two-thirds of this Subfund's total net assets are invested worldwide in equities and equity-type securities of companies active in information technology, healthcare and industrials which offer products and services in fields including but not limited to automation, artificial intelligence, environmental control systems, industrial control systems, efficient enhancements, numerical controls, robotics, medical technology systems as well as safety and security technologies. Furthermore, the Subfund may invest in companies which obtain the majority of their revenues by financing the above activities. The Subfund may also invest up to 40% in emerging countries and developing markets as defined under the heading "Risk Information".

To attain the environmental or social characteristics promoted by this Subfund, this Subfund applies ESG Exclusions, ESG Integration and Active Ownership as described in the Credit Suisse Asset Management Sustainable Investing Policy explained in Chapter 4 "Investment Policy" of the Prospectus.

The ESG Integration process for this Subfund follows the following steps:

- **Identification of material ESG Factors**

First, the Investment Manager uses materiality frameworks to identify those ESG Factors that are relevant to the investment strategy. Materiality frameworks are concepts that help to identify sustainability-related issues and opportunities that are likely to affect the financial condition or operating performance of companies within an industry. Material factors are furthermore assessed based on the Subfund's sector and geographical exposure.

Second, the Investment Manager prioritizes the material factors that are most relevant to the subsequent

investment decisions based on the portfolio's current market exposure. Materiality of ESG Factors and ESG Factors included in the investment process may change over time.

- **ESG security analysis**

Based on the identified material ESG Factors, the Investment Manager performs security research across the Subfund's investment universe. The Investment Manager makes use of ESG ratings from third-party service providers and may combine them with CSAM's proprietary analyses and information. These may include ESG-related news, ESG ratings and scores, ESG-related controversies, and ESG trends. The ESG data are fully integrated in the portfolio management software. The CSAM sustainable investing team may offer additional support, where needed, and advise on access to other ESG data providers. The outcome of the ESG analysis of individual securities, combined with financial research, permits the Investment Managers to make ESG-adjusted risk/return assessments. This enables the Investment Manager to compare securities on an ESG-adjusted basis and to evaluate whether to keep certain securities in the portfolio or to sell them during the security selection and portfolio implementation stage. The ESG security analysis is updated periodically.

- **Security selection and portfolio implementation**

Based on the identified material ESG Factors and the ESG-adjusted security analysis, the Investment Managers constructs a portfolio in accordance with the Subfund's investment process and principles. The ESG-adjusted security analysis combined with portfolio construction considerations is used to determine appropriate portfolio weights that reflect the ESG-adjusted risk/return profile of the analyzed securities. The research process might make use of dedicated ESG questionnaires with potential follow-up meetings with investee companies in case incomplete data is available from third-party ESG data providers.

- **Portfolio monitoring**

The Investment Manager monitors the ESG Factors periodically to detect significant changes in the ESG Factors of the underlying securities. They regularly reassess the portfolio, taking into consideration financial and ESG metrics, and consequently decide whether to increase or decrease positions in the portfolio.

- **Engagement**

CSAM has a centralized engagement approach carried out by the CSAM Active Ownership team as described in Chapter 4, "Investment Policy". In addition, the Investment Manager may engage directly with companies individually in the event of serious ESG-related concerns.

### What are the binding elements of the investment strategy used to select the investments to attain each of the environmental or social characteristics promoted by this financial product?

The binding elements are:

- Application of Norms-, Values- and Business Conduct Exclusions
  - Exclusion of companies that are in breach of international treaties on controversial weapons (Norms-based Exclusions on direct investments)
  - Exclusion of companies that derive more than 5% of their revenue from conventional weapons and firearms, tobacco production, gambling, or adult entertainment (Value-based Exclusions on direct investments)
  - Exclusion of companies that derive more than 20% of their revenue from tobacco distribution, conventional weapons support systems or coal (coal mining and coal-based electricity generation) (Values-based Exclusions on direct investments)
  - Exclusion of companies that conduct business activities in breach of, international norms such as the "United Nations Global Compact Principles" (UNGCP) (Business-conduct Exclusions on direct investments)
- Integrate ESG Factors into the investment decision process without compromising diversification and risk management. This includes:
  - For direct equity investments systematic consideration of the investment's ESG profile as measured for example by the ESG rating, Pillar Scores and ESG controversies. More information on the ESG rating, Pillar Scores and ESG controversies is available online at [www.credit-suisse.com/esg](http://www.credit-suisse.com/esg) (section "Sustainability Indicators").
- Performing proxy voting in accordance with the CSAM criteria and materiality thresholds defined in the Proxy Voting Approach and Policy Summary available online at [www.credit-suisse.com/esg](http://www.credit-suisse.com/esg) (section "Active Ownership").
- Meeting the minimum proportions for investments which are E/S aligned and SFDR Sustainable Investments

**Good governance** practices include sound management structures, employee relations, remuneration of staff and tax compliance.

### What is the committed minimum rate to reduce the scope of the investments considered prior to the application of that investment strategy?

This Subfund does not have a commitment to reduce the scope of investments by a minimum rate.

### What is the policy to assess good governance practices of the investee companies?

The methodology to assess and ensure good governance of investments, includes the following:

- Business-conduct Exclusions: Companies found to (1) systematically violate international norms, (2) where the breaches are particularly severe, or (3) where management is not open to implementing the necessary reforms, are put on a watchlist, and may be decided to be excluded from the firm-wide investment universe. Exclusions are considered as a last resort. Instead, engaging with investee companies is supposed to have a higher impact to prevent future breaches. Companies that are able and willing to take action may be subject to a period of engagement in which Credit Suisse aims to agree on targets and timelines for improvement, together with the company.
- Proxy voting: in markets and for investments where CSAM exercises its voting rights, CSAM votes on governance topics such as the independence of the board of directors, remuneration and board incentive systems, in line with its fiduciary duty. CSAM may discuss with investee companies shortcomings and what improvements CSAM expects, based on the CSAM proxy voting framework.

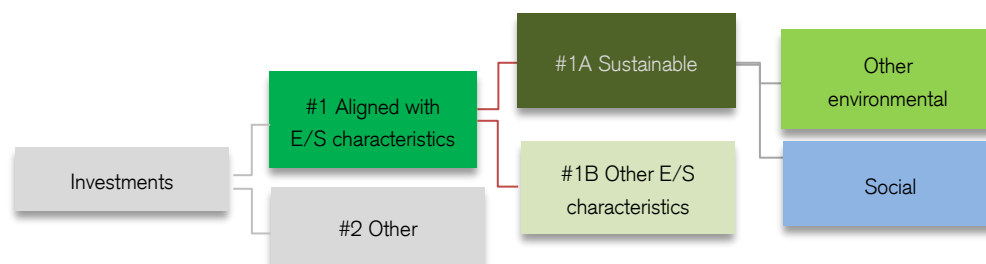
**Asset allocation** describes the share of investments in specific assets.

**Taxonomy-aligned activities** are expressed as a share of:

- **turnover** reflecting the share of revenue from green activities of investee companies
- **capital expenditure** (CapEx) showing the green investments made by investee companies, e.g. for a transition to a green economy.
- **operational expenditure** (OpEx) reflecting green operational activities of investee companies.



### What is the asset allocation planned for this financial product?



**#1 Aligned with E/S characteristics** includes the investments of the financial product used to attain the environmental or social characteristics promoted by the financial product.

**#2 Other** includes the remaining investments of the financial product which are neither aligned with the environmental or social characteristics, nor are qualified as sustainable investments.

The category **#1 Aligned with E/S characteristics** covers:

- The sub-category **#1A Sustainable** covers sustainable investments with environmental or social objectives
- The sub-category **#1B Other E/S characteristics** covers investments aligned with the environmental or social characteristics that do not qualify as sustainable investments.

The planned minimum proportion of investments used to meet the environmental or social characteristics promoted by this Subfund (category #1 above) is 70% of its total net assets.

Within this category the Subfund aims to hold a minimum proportion of 5% of its total net assets in sustainable investments (category #1A above). Within that category, the Subfund aims to hold a minimum proportion of 1% of its total net assets in sustainable investments with an environmental objective in economic activities that do not qualify as environmentally sustainable under the EU Taxonomy. Although the Subfund commits to having a minimum proportion of its total net assets in sustainable investments with a social objective, the exact minimum proportion of sustainable investments with a social objective cannot be measured for the time being.

For investment in category #1B above ESG Exclusions are applied to ensure minimum environmental or social safeguards.

### How does the use of derivatives attain the environmental or social characteristics promoted by the financial product?

Derivatives are not used to attain the environmental or social characteristics of the Subfund. However, they may be used as efficient portfolio management tools, for cash management, for hedging purposes, or as an additional source of return.



### To what minimum extent are sustainable investments with an environmental objective aligned with the EU Taxonomy?

0%. This Subfund does not commit to make EU Taxonomy aligned investments. However, certain investments made by the Subfund may be aligned with the EU Taxonomy.

*Does the financial product invest in fossil gas and/or nuclear energy related activities that comply with the EU Taxonomy<sup>1</sup>?*

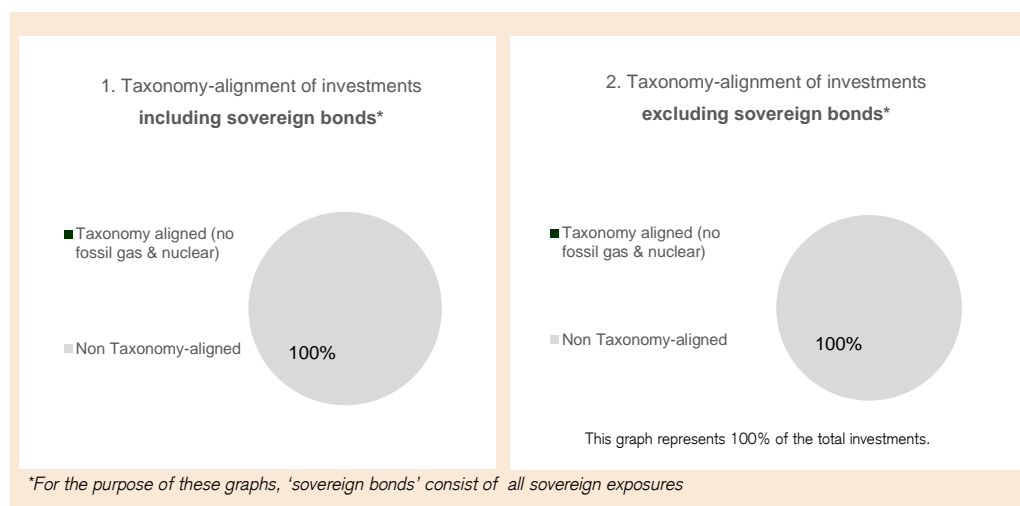
Yes:

- In fossil gas     In nuclear energy

No

*The two graphs below show in green the minimum percentage of investments that are aligned with the EU Taxonomy. As there is no appropriate methodology to determine the Taxonomy-alignment of sovereign bonds\*, the first graph shows the Taxonomy alignment in relation to all the investments of the financial product including sovereign bonds, while the second graph shows the Taxonomy alignment only in relation to the investments of the financial product other than sovereign bonds.*

<sup>1</sup> Fossil gas and/or nuclear related activities will only comply with the EU Taxonomy where they contribute to limiting climate change ("climate change mitigation") and do not significantly harm any EU Taxonomy objective - see explanatory note in the left hand margin. The full criteria for fossil gas and nuclear energy economic activities that comply with the EU Taxonomy are laid down in Commission Delegated Regulation (EU) 2022/1214.



**Enabling activities** directly enable other activities to make a substantial contribution to an environmental objective.

**Transitional activities** are activities for which low-carbon alternatives are not yet available and among others have greenhouse gas emission levels corresponding to the best performance.



**What is the minimum share of investments in transitional and enabling activities?**

The minimum share of investments in transitional and enabling activities is 0% considering the subfund does not make sustainable investments with an environmental objective in economic activities that qualify as environmentally sustainable under the EU Taxonomy.

**What is the minimum share of sustainable investments with an environmental objective that are not aligned with the EU Taxonomy?**

The minimum share of sustainable investments with an environmental objective that are not aligned with the EU Taxonomy is 1%



**What is the minimum share of socially sustainable investments?**

Although the Subfund commits to having a minimum proportion of its total net assets in sustainable investments with a social objective, the exact minimum proportion of sustainable investments with a social objective cannot be measured for the time being.



**What investments are included under "#2 Other", what is their purpose and are there any minimum environmental or social safeguards?**

Investments such as cash, derivatives and structured product may fall under "#2 Other" since such instruments do not contribute to the E/S characteristics of this Subfund. Such investments do not have minimum environmental or social safeguards.

Investments may furthermore fall under "#2 Other" if insufficient ESG-related information is available. This applies in particular to asset classes for which ESG Factors are insufficiently defined at present or not sufficient ESG related information is available. Where possible, minimum environmental or social safeguards apply to the underlying securities by ensuring that CSAM ESG Exclusions are adhered to.

are environmentally sustainable investments that do not take into account the criteria for environmentally sustainable economic activities under the EU Taxonomy.

**Reference benchmarks**

are indexes to measure whether the financial product attains the sustainable investment objective.



**Is a specific index designated as a reference benchmark to determine whether this financial product is aligned with the environmental and/or social characteristics that it promotes?**

The Subfund does not use a reference benchmark for the purpose of attaining the environmental and/or social characteristics.

**How is the reference benchmark continuously aligned with each of the environmental or social characteristics promoted by the financial product?**

Not applicable

**How is the alignment of the investment strategy with the methodology of the index ensured on a continuous basis?**

Not applicable

**How does the designated index differ from a relevant broad market index?**

Not applicable

**Where can the methodology used for the calculation of the designated index be found?**

Not applicable

**Where can I find more product specific information online?**



More product-specific information can be found on the website: [www.credit-suisse.com/fundsearch](http://www.credit-suisse.com/fundsearch)  
Additionally, more information about the CSAM Sustainable Investing Policy can be found in Chapter 4 "Investment Policy" of the Prospectus or online at: [www.credit-suisse.com/esg](http://www.credit-suisse.com/esg).  
More information about the CS SFDR Sustainable Investment Methodology can be found in Chapter 4 "Investment Policy" of the Prospectus.

**Pre-contractual disclosure for the financial products referred to in Article 8, paragraphs 1, 2 and 2a, of Regulation (EU) 2019/2088 and Article 6, first paragraph, of Regulation (EU) 2020/852**Product Name:  
Credit Suisse (Lux) Security Equity FundLegal Entity Identifier:  
549300XRZKN86MHX7E55**Environmental and/or social characteristics****Sustainable investment**

means an investment in an economic activity that contributes to an environmental or social objective, provided that the investment does not significantly harm any environmental or social objective and that the investee companies follow good governance practices.

The **EU Taxonomy** is a classification system laid down in Regulation (EU) 2020/852, establishing a list of **environmentally sustainable economic activities**. That Regulation does not include a list of socially sustainable economic activities. Sustainable investments with an environmental objective might be aligned with the Taxonomy or not.

**Does this financial product have a sustainable investment objective?**●  Yes
 It will make a minimum of **sustainable investments with an environmental objective**: \_\_\_\_ %

 in economic activities that qualify as environmentally sustainable under the EU Taxonomy

 in economic activities that do not qualify as environmentally sustainable under the EU Taxonomy

 It will make a minimum of **sustainable investments with a social objective**: \_\_\_\_ %
●  No
 It **promotes Environmental/Social (E/S) characteristics** and while it does not have as its objective a sustainable investment, it will have a minimum proportion of 5 % of sustainable investments

 with an environmental objective in economic activities that qualify as environmentally sustainable under the EU Taxonomy

 with an environmental objective in economic activities that do not qualify as environmentally sustainable under the EU Taxonomy

 with a social objective

 It promotes E/S characteristics, but **will not make any sustainable investments**
**What environmental and/or social characteristics are promoted by this financial product?**

This Subfund promotes the following environmental and social characteristics:

- promotes to invest into companies that comply with international treaties on controversial weapons (Norms-based Exclusions on direct investments)
- promotes not to invest into companies that derive more than 5% of their revenue from conventional weapons and firearms, tobacco production, gambling, or adult entertainment (Value-based Exclusions on direct investments)
- promotes not to invest into companies that derive more than 20% of their revenue from tobacco distribution, conventional weapons support systems or coal (coal mining and coal-based electricity generation) (Values-based Exclusions on direct investments)
- promotes adherence to, and conducting business activities in accordance with, international norms such as the "United Nations Global Compact Principles" (UNGCP) (Business-conduct Exclusions on direct investments)
- promotes higher exposure to investments that have better ESG profile and fewer ESG controversies over their investment cycle (ESG Integration)
- promotes contribution to sustainable practices through proxy voting and the inclusion of the Subfund's investments into CSAM's centralized engagement approach, in line with CSAM's fiduciary duty (Active Ownership)

It does not use a reference benchmark for the purpose of attaining the environmental and/or social characteristics. Please find further information on ESG Integration, ESG Exclusions and Active Ownership below in the question "What investment strategy does this financial product follow?" and online at [www.credit-suisse.com/esg](http://www.credit-suisse.com/esg).

**What sustainability indicators are used to measure the attainment of the sustainable investment objective of this financial product?**

The Subfund uses the following sustainability indicators:

- ESG Rating
- Environmental Pillar Score
- Social Pillar Score
- Governance Pillar Score
- ESG Controversies Flag
- Adherence to CSAM ESG Exclusions

**What are the objectives of the sustainable investments that the financial product partially intends to make and how does the sustainable investment contribute to such objectives?**

The objectives of the SFDR Sustainable Investments are to contribute to Environmental and/or Social objectives. Sustainable revenue thresholds and climate targets are used to determine to which extent investments contribute to the environmental or social objectives targeted by the Subfunds (e.g. key resource efficiency indicators on the use of energy, renewable energy, raw materials, water, and land, tackling inequality or fostering social cohesion, social integration, and labour relations) in accordance with the CS SFDR Sustainable Investment Methodology. It defines the criteria that CSAM

**Sustainability indicators** measure how the sustainable objectives of this financial product are attained.



uses to determine if an investment is a sustainable investment, considering E/S contribution, DNSH and good governance.

**Principal adverse** impacts are the most significant negative impacts of investment decisions on sustainability factors relating to environmental, social and employee matters, respect for human rights, anti-corruption and anti-bribery matters.

### How do the sustainable investments that the financial product partially intends to make, not cause significant harm to any environmental or social sustainable investment objective?

CSAM considers the indicators for principal adverse impacts on sustainability factors (PAI Indicators) and further indicators from its exclusion framework to assess whether sustainable investments would cause significant harm to any environmental or social investment objective. For this purpose, CSAM has defined a set of criteria and thresholds that sustainable investments need to meet. The Investment Manager applies a monitoring tool to ensure that Sustainable Investments adhere to the "Do No Significant Harm" principle.

#### How have the indicators for adverse impacts on sustainability factors been taken into account?

PAI Indicators are taken into account as part of the CS SFDR Sustainable Investment Methodology applied by CSAM to identify investments which qualify as SFDR Sustainable Investments. CSAM has defined a set of criteria and thresholds to determine if an investment passes the DNSH condition. The Investment Manager applies a monitoring tool to ensure that Sustainable Investments adhere to the DNSH condition.

#### How are the sustainable investments aligned with the OECD Guidelines for Multinational Enterprises and the UN Guiding Principles on Business and Human Rights

The alignment of Sustainable investments with the 'OECD Guidelines for Multinational Enterprises' and the 'UN Guiding Principles on Business and Human Rights' is assessed through the CS business conduct framework as part of the CS ESG Exclusion framework. Companies that exhibit severe weaknesses in business conduct, particularly with regard to breaches of the 'United Nations Global Compact Principles' (UNGC) and companies placed on the watchlist, but with no immediate exclusion, are flagged to not be considered SFDR Sustainable Investments due to DNSH.

*The EU Taxonomy sets out a "do not significant harm" principle by which Taxonomy-aligned investments should not significantly harm EU Taxonomy objectives and is accompanied by specific EU criteria.*

*The "do no significant harm" principle applies only to those investments underlying the financial product that take into account the EU criteria for environmentally sustainable economic activities. The investments underlying the remaining portion of this financial product do not take into account the EU criteria for environmentally sustainable economic activities.*

*Any other sustainable investments must also not significantly harm any environmental or social objectives.*



### Does this financial product consider principal adverse impacts on sustainability factors?

Yes

Principal adverse impacts on sustainability factors, as defined by SFDR, are considered by this Subfund through the application of the CSAM PAI Framework.

The CSAM PAI Framework makes use of a combination of approaches to consider the PAI Indicators according to SFDR RTS Annex 1, Table 1. PAI Indicators are considered by means of pre-trade investment restrictions, post-trade activities and portfolio exposure monitoring. The applicability of these means depends on the nature of the indicator, as well as on the specific context of the investment that is causing the adverse impact. The degree and the way the PAI Indicators are considered, depend on various factors, such as on the type of investment fund or strategy, asset class, and availability of reliable data.

Information on principal adverse impacts on sustainability of this Subfund will be available in annual reports published after January 1, 2023.

No



**The investment strategy** guides investment decisions based on factors such as investment objectives and risk tolerance.

### What investment strategy does this financial product follow?

At least two-thirds of this Subfund's assets are invested worldwide in companies active in information technology, healthcare and industry which offer products and services in the fields of environmental security, IT security, health protection, traffic safety and protection against crime.

To attain the environmental or social characteristics promoted by this Subfund, this Subfund applies ESG Exclusions, ESG Integration and Active Ownership as described in the Credit Suisse Asset Management Sustainable Investing Policy explained in Chapter 4 "Investment Policy" of the Prospectus.

The ESG Integration process for this Subfund follows the following steps:

- **Identification of material ESG Factors**

First, the Investment Manager uses materiality frameworks to identify those ESG Factors that are relevant to the investment strategy. Materiality frameworks are concepts that help to identify sustainability-related issues and opportunities that are likely to affect the financial condition or operating performance of companies within an industry. Material factors are furthermore assessed based on the Subfund's sector and geographical exposure. Second, the Investment Manager prioritizes the material factors that are most relevant to the subsequent investment decisions based on the portfolio's current market exposure. Materiality of ESG Factors and ESG Factors included in the investment process may change over time.

- **ESG security analysis**

Based on the identified material ESG Factors, the Investment Manager performs security research across the

Subfund's investment universe. The Investment Manager makes use of ESG ratings from third-party service providers and may combine them with CSAM's proprietary analyses and information. These may include ESG-related news, ESG ratings and scores, ESG-related controversies, and ESG trends. The ESG data are fully integrated in the portfolio management software. The CSAM sustainable investing team may offer additional support, where needed, and advise on access to other ESG data providers. The outcome of the ESG analysis of individual securities, combined with financial research, permits the Investment Managers to make ESG-adjusted risk/return assessments. This enables the Investment Manager to compare securities on an ESG-adjusted basis and to evaluate whether to keep certain securities in the portfolio or to sell them during the security selection and portfolio implementation stage. The ESG security analysis is updated periodically.

- **Security selection and portfolio implementation**

Based on the identified material ESG Factors and the ESG-adjusted security analysis, the Investment Managers constructs a portfolio in accordance with the Subfund's investment process and principles. The ESG-adjusted security analysis combined with portfolio construction considerations is used to determine appropriate portfolio weights that reflect the ESG-adjusted risk/return profile of the analyzed securities. The research process might make use of dedicated ESG questionnaires with potential follow-up meetings with investee companies in case incomplete data is available from third-party ESG data providers.

- **Portfolio monitoring**

The Investment Manager monitors the ESG Factors periodically to detect significant changes in the ESG Factors of the underlying securities. They regularly reassess the portfolio, taking into consideration financial and ESG metrics, and consequently decide whether to increase or decrease positions in the portfolio.

- **Engagement**

CSAM has a centralized engagement approach carried out by the CSAM Active Ownership team as described in Chapter 4, "Investment Policy". In addition, the Investment Manager may engage directly with companies individually in the event of serious ESG-related concerns.

### What are the binding elements of the investment strategy used to select the investments to attain each of the environmental or social characteristics promoted by this financial product?

The binding elements are:

- Application of Norms-, Values- and Business Conduct Exclusions
  - Exclusion of companies that are in breach of international treaties on controversial weapons (Norms-based Exclusions on direct investments)
  - Exclusion of companies that derive more than 5% of their revenue from conventional weapons and firearms, tobacco production, gambling, or adult entertainment (Value-based Exclusions on direct investments)
  - Exclusion of companies that derive more than 20% of their revenue from tobacco distribution, conventional weapons support systems or coal (coal mining and coal-based electricity generation) (Values-based Exclusions on direct investments)
  - Exclusion of companies that conduct business activities in breach of, international norms such as the "United Nations Global Compact Principles" (UNGC) (Business-conduct Exclusions on direct investments)
- Integrate ESG Factors into the investment decision process without compromising diversification and risk management. This includes:
  - For direct equity investments systematic consideration of the investment's ESG profile as measured for example by the ESG rating, Pillar Scores and ESG controversies. More information on the ESG rating, Pillar Scores and ESG controversies is available online at [www.credit-suisse.com/esg](http://www.credit-suisse.com/esg) (section "Sustainability Indicators").
- Performing proxy voting in accordance with the CSAM criteria and materiality thresholds defined in the Proxy Voting Approach and Policy Summary available online at [www.credit-suisse.com/esg](http://www.credit-suisse.com/esg) (section "Active Ownership").
- Meeting the minimum proportions for investments which are E/S aligned and SFDR Sustainable Investments

**Good governance** practices include sound management structures, employee relations, remuneration of staff and tax compliance.

### What is the committed minimum rate to reduce the scope of the investments considered prior to the application of that investment strategy?

This Subfund does not have a commitment to reduce the scope of investments by a minimum rate.

### What is the policy to assess good governance practices of the investee companies?

The methodology to assess and ensure good governance of investments, includes the following:

- Business-conduct Exclusions: Companies found to (1) systematically violate international norms, (2) where the breaches are particularly severe, or (3) where management is not open to implementing the necessary reforms, are put on a watchlist, and may be decided to be excluded from the firm-wide investment universe. Exclusions are considered as a last resort. Instead, engaging with investee companies is supposed to have a higher impact to prevent future breaches. Companies that are able and willing to take action may be subject to a period of engagement in which Credit Suisse aims to agree on targets and timelines for improvement, together with the company.
- Proxy voting: in markets and for investments where CSAM exercises its voting rights, CSAM votes on governance topics such as the independence of the board of directors, remuneration and board incentive systems, in line with its fiduciary duty. CSAM may discuss with investee companies shortcomings and what improvements CSAM expects, based on the CSAM proxy voting framework.
- ESG Integration: Governance topics may furthermore be assessed by considering ESG rating and/or governance relate data points (e.g., Governance Pillar score) during the investment decision process.

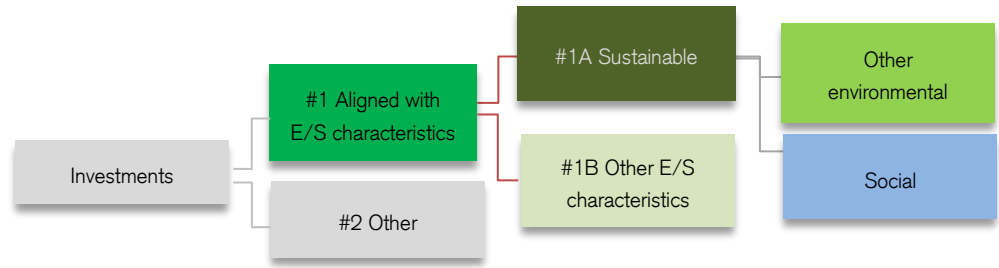
**Asset allocation** describes the share of investments in specific assets.



**Taxonomy-aligned activities** are expressed as a share of:

- **turnover** reflecting the share of revenue from green activities of investee companies
- **capital expenditure** (CapEx) showing the green investments made by investee companies, e.g. for a transition to a green economy.
- **operational expenditure** (OpEx) reflecting green operational activities of investee companies.

**What is the asset allocation planned for this financial product?**



**#1 Aligned with E/S characteristics** includes the investments of the financial product used to attain the environmental or social characteristics promoted by the financial product.

**#2 Other** includes the remaining investments of the financial product which are neither aligned with the environmental or social characteristics, nor are qualified as sustainable investments.

The category **#1 Aligned with E/S characteristics** covers:

- The sub-category **#1A Sustainable** covers sustainable investments with environmental or social objectives
- The sub-category **#1B Other E/S characteristics** covers investments aligned with the environmental or social characteristics that do not qualify as sustainable investments.

The planned minimum proportion of investments used to meet the environmental or social characteristics promoted by this Subfund (category #1 above) is 70% of its total net assets.

Within this category the Subfund aims to hold a minimum proportion of 5% of its total net assets in sustainable investments (category #1A above). Within that category, the Subfund aims to hold a minimum proportion of 1% of its total net assets in sustainable investments with an environmental objective in economic activities that do not qualify as environmentally sustainable under the EU Taxonomy. Although the Subfund commits to having a minimum proportion of its total net assets in sustainable investments with a social objective, the exact minimum proportion of sustainable investments with a social objective cannot be measured for the time being.

For investment in category #1B above ESG Exclusions are applied to ensure minimum environmental or social safeguards.

**How does the use of derivatives attain the environmental or social characteristics promoted by the financial product?**

Derivatives are not used to attain the environmental or social characteristics of the Subfund. However, they may be used as efficient portfolio management tools, for cash management, for hedging purposes, or as an additional source of return.



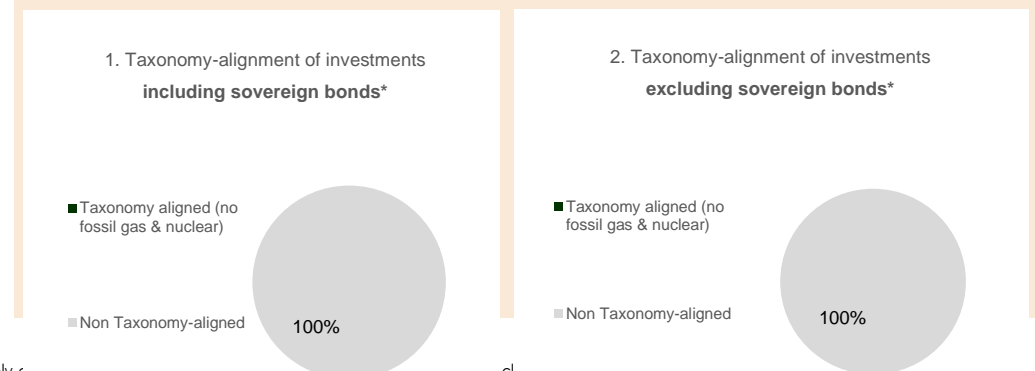
**To what minimum extent are sustainable investments with an environmental objective aligned with the EU Taxonomy?**

0%. This Subfund does not commit to make EU Taxonomy aligned investments. However, certain investments made by the Subfund may be aligned with the EU Taxonomy.

*Does the financial product invest in fossil gas and/or nuclear energy related activities that comply with the EU Taxonomy<sup>1</sup>?*

- Yes:
- In fossil gas
  - In nuclear energy
- No

*The two graphs below show in green the minimum percentage of investments that are aligned with the EU Taxonomy. As there is no appropriate methodology to determine the Taxonomy-alignment of sovereign bonds\*, the first graph shows the Taxonomy alignment in relation to all the investments of the financial product including sovereign bonds, while the second graph shows the Taxonomy alignment only in relation to the investments of the financial product other than sovereign bonds.*



<sup>1</sup> Fossil gas and/or nuclear related activities will only harm any EU Taxonomy objective - see explanatory notes. Exclusions are laid down in Commission Delegated Regulation (EU) 2020/859.

cl  
ur

This graph represents 100% of the total investments.

*\*For the purpose of these graphs, 'sovereign bonds' consist of all sovereign exposures*

**Enabling activities** directly enable other activities to make a substantial contribution to an environmental objective.

**Transitional activities** are activities for which low-carbon alternatives are not yet available and among others have greenhouse gas emission levels corresponding to the best performance.



**What is the minimum share of investments in transitional and enabling activities?**

The minimum share of investments in transitional and enabling activities is 0% considering the subfund does not make sustainable investments with an environmental objective in economic activities that qualify as environmentally sustainable under the EU Taxonomy.

**What is the minimum share of sustainable investments with an environmental objective that are not aligned with the EU Taxonomy?**

The minimum share of sustainable investments with an environmental objective that are not aligned with the EU Taxonomy is 1%



**What is the minimum share of socially sustainable investments?**

Although the Subfund commits to having a minimum proportion of its total net assets in sustainable investments with a social objective, the exact minimum proportion of sustainable investments with a social objective cannot be measured for the time being.



**What investments are included under "#2 Other", what is their purpose and are there any minimum environmental or social safeguards?**

Investments such as cash, derivatives and structured product may fall under "#2 Other" since such instruments do not contribute to the E/S characteristics of this Subfund. Such investments do not have minimum environmental or social safeguards.

Investments may furthermore fall under "#2 Other" if insufficient ESG-related information is available. This applies in particular to asset classes for which ESG Factors are insufficiently defined at present or not sufficient ESG related information is available. Where possible, minimum environmental or social safeguards apply to the underlying securities by ensuring that CSAM ESG Exclusions are adhered to.



are environmentally sustainable investments **that do not take into account the criteria** for environmentally sustainable economic activities under the EU Taxonomy.



**Reference benchmarks**

are indexes to measure whether the financial product attains the sustainable investment objective.

**Is a specific index designated as a reference benchmark to determine whether this financial product is aligned with the environmental and/or social characteristics that it promotes?**

The Subfund does not use a reference benchmark for the purpose of attaining the environmental and/or social characteristics.

**How is the reference benchmark continuously aligned with each of the environmental or social characteristics promoted by the financial product?**

Not applicable

**How is the alignment of the investment strategy with the methodology of the index ensured on a continuous basis?**

Not applicable

**How does the designated index differ from a relevant broad market index?**

Not applicable

**Where can the methodology used for the calculation of the designated index be found?**

Not applicable



**Where can I find more product specific information online?**

More product-specific information can be found on the website: [www.credit-suisse.com/fundsearch](http://www.credit-suisse.com/fundsearch)  
Additionally, more information about the CSAM Sustainable Investing Policy can be found in Chapter 4 "Investment Policy" of the Prospectus or online at: [www.credit-suisse.com/esg](http://www.credit-suisse.com/esg).  
More information about the CS SFDR Sustainable Investment Methodology can be found in Chapter 4 "Investment Policy" of the Prospectus.



**Pre-contractual disclosure for the financial products referred to in Article 8, paragraphs 1, 2 and 2a, of Regulation (EU) 2019/2088 and Article 6, first paragraph, of Regulation (EU) 2020/852**Product Name:  
Credit Suisse (Lux) Small and Mid Cap Alpha Long/Short FundLegal Entity Identifier:  
5299009KMH01GXQ3WA07**Sustainable investment**

means an investment in an economic activity that contributes to an environmental or social objective, provided that the investment does not significantly harm any environmental or social objective and that the investee companies follow good governance practices.

The **EU Taxonomy** is a classification system laid down in Regulation (EU) 2020/852, establishing a list of **environmentally sustainable economic activities**. That Regulation does not include a list of socially sustainable economic activities. Sustainable investments with an environmental objective might be aligned with the Taxonomy or not.

**Environmental and/or social characteristics****Does this financial product have a sustainable investment objective?** **Yes**

It will make a minimum of **sustainable investments with an environmental objective**: \_\_\_\_ %

in economic activities that qualify as environmentally sustainable under the EU Taxonomy

in economic activities that do not qualify as environmentally sustainable under the EU Taxonomy

It will make a minimum of **sustainable investments with a social objective**: \_\_\_\_ %

 **No**

It **promotes Environmental/Social (E/S) characteristics** and while it does not have as its objective a sustainable investment, it will have a minimum proportion of \_\_\_\_% of sustainable investments

with an environmental objective in economic activities that qualify as environmentally sustainable under the EU Taxonomy

with an environmental objective in economic activities that do not qualify as environmentally sustainable under the EU Taxonomy

with a social objective

It promotes E/S characteristics, but **will not make any sustainable investments**

**What environmental and/or social characteristics are promoted by this financial product?**

This Subfund promotes the following environmental and social characteristics:

- promotes to invest into companies that comply with international treaties on controversial weapons (Norms-based Exclusions on direct investments)
- promotes not to invest into companies that derive more than 5% of their revenue from conventional weapons and firearms, tobacco production, gambling, or adult entertainment (Value-based Exclusions on direct investments)
- promotes not to invest into companies that derive more than 20% of their revenue from tobacco distribution, conventional weapons support systems or coal (coal mining and coal-based electricity generation) (Values-based Exclusions on direct investments)
- promotes adherence to, and conducting business activities in accordance with, international norms such as the "United Nations Global Compact Principles" (UNGC) (Business-conduct Exclusions on direct investments)
- promotes higher exposure to investments that have better ESG profile and fewer ESG controversies over their investment cycle (ESG Integration)
- promotes contribution to sustainable practices through proxy voting and the inclusion of the Subfund's investments into CSAM's centralized engagement approach, in line with CSAM's fiduciary duty (Active Ownership)

It does not use a reference benchmark for the purpose of attaining the environmental and/or social characteristics. Please find further information on ESG Integration, ESG Exclusions and Active Ownership below in the question "What investment strategy does this financial product follow?" and online at [www.credit-suisse.com/esg](http://www.credit-suisse.com/esg).

**Sustainability indicators**

measure how the sustainable objectives of this financial product are attained.

**What sustainability indicators are used to measure the attainment of the sustainable investment objective of this financial product?**

The Subfund uses the following sustainability indicators:

- ESG Rating
- Environmental Pillar Score
- Social Pillar Score
- Governance Pillar Score
- ESG Controversies Flag
- Adherence to CSAM ESG Exclusions

**What are the objectives of the sustainable investments that the financial product partially intends to make and how does the sustainable investment contribute to such objectives?**

Not applicable

**How do the sustainable investments that the financial product partially intends to make, not cause significant harm to any environmental or social sustainable investment objective?**

**Principal adverse** impacts are the most significant negative impacts of investment decisions on sustainability factors relating to environmental, social and employee matters, respect for human rights, anti-corruption and anti-bribery matters.

Not applicable

*How have the indicators for adverse impacts on sustainability factors been taken into account?*

Not applicable

*How are the sustainable investments aligned with the OECD Guidelines for Multinational Enterprises and the UN Guiding Principles on Business and Human Rights*

Not applicable

*The EU Taxonomy sets out a “do not significant harm” principle by which Taxonomy-aligned investments should not significantly harm EU Taxonomy objectives and is accompanied by specific EU criteria.*

*The “do no significant harm” principle applies only to those investments underlying the financial product that take into account the EU criteria for environmentally sustainable economic activities. The investments underlying the remaining portion of this financial product do not take into account the EU criteria for environmentally sustainable economic activities.*

*Any other sustainable investments must also not significantly harm any environmental or social objectives.*



**Does this financial product consider principal adverse impacts on sustainability factors?**

Yes

Principal adverse impacts on sustainability factors, as defined by SFDR, are considered by this Subfund through the application of the CSAM PAI Framework.

The CSAM PAI Framework makes use of a combination of approaches to consider the PAI Indicators according to SFDR RTS Annex 1, Table 1. PAI Indicators are considered by means of pre-trade investment restrictions, post-trade activities and portfolio exposure monitoring. The applicability of these means depends on the nature of the indicator, as well as on the specific context of the investment that is causing the adverse impact. The degree and the way the PAI Indicators are considered, depend on various factors, such as on the type of investment fund or strategy, asset class, and availability of reliable data.

Information on principal adverse impacts on sustainability of this Subfund will be available in annual reports published after January 1, 2023.

No

**The investment strategy** guides investment decisions based on factors such as investment objectives and risk tolerance.



**What investment strategy does this financial product follow?**

To achieve its investment objective, the Subfund basically has a direct exposure or synthetic exposure via derivatives as outlined below, such as total return swaps (“TRS”) and contracts for difference (“CFDs”) to selected equities or equity-type securities issued primarily by small and medium-sized European companies which are domiciled in or carry out the bulk of their business activities in the Europe region. The European region includes all EU and EFTA countries as well as the United Kingdom.

To attain the environmental or social characteristics promoted by this Subfund, this Subfund applies ESG Exclusions, ESG Integration and Active Ownership as described in the Credit Suisse Asset Management Sustainable Investing Policy explained in Chapter 4 “Investment Policy” of the Prospectus.

The ESG Integration process for this Subfund follows the following steps:

- **Identification of material ESG Factors**

First, the Investment Manager uses materiality frameworks to identify those ESG Factors that are relevant to the investment strategy. Materiality frameworks are concepts that help to identify sustainability-related issues and opportunities that are likely to affect the financial condition or operating performance of companies within an industry. Material factors are furthermore assessed based on the Subfund’s sector and geographical exposure. Second, the Investment Manager prioritizes the material factors that are most relevant to the subsequent investment decisions based on the portfolio’s current market exposure. Materiality of ESG Factors and ESG Factors included in the investment process may change over time.

- **ESG security analysis**

Based on the identified material ESG Factors, the Investment Manager performs security research across the Subfund’s investment universe. The Investment Manager makes use of ESG ratings from third-party service providers and may combine them with CSAM’s proprietary analyses and information. These may include ESG-related news, ESG ratings and scores, ESG-related controversies, and ESG trends.

The ESG data are fully integrated in the portfolio management software. The CSAM sustainable investing team may offer additional support, where needed, and advise on access to other ESG data providers.

The outcome of the ESG analysis of individual securities, combined with financial research, permits the Investment Managers to make ESG-adjusted risk/return assessments. This enables the Investment Manager to compare securities on an ESG-adjusted basis and to evaluate whether to keep certain securities in the portfolio or to sell them during the security selection and portfolio implementation stage. The ESG security analysis is updated periodically.

- **Security selection and portfolio implementation**

Based on the identified material ESG Factors and the ESG-adjusted security analysis, the Investment Managers

constructs a portfolio in accordance with the Subfund's investment process and principles. The ESG-adjusted security analysis combined with portfolio construction considerations is used to determine appropriate portfolio weights that reflect the ESG-adjusted risk/return profile of the analyzed securities.

The research process might make use of dedicated ESG questionnaires with potential follow-up meetings with investee companies in case incomplete data is available from third-party ESG data providers.

- **Portfolio monitoring**

The Investment Manager monitors the ESG Factors periodically to detect significant changes in the ESG Factors of the underlying securities. They regularly reassess the portfolio, taking into consideration financial and ESG metrics, and consequently decide whether to increase or decrease positions in the portfolio.

- **Engagement**

CSAM has a centralized engagement approach carried out by the CSAM Active Ownership team as described in Chapter 4, "Investment Policy". In addition, the Investment Manager may engage directly with companies individually in the event of serious ESG-related concerns.

### What are the binding elements of the investment strategy used to select the investments to attain each of the environmental or social characteristics promoted by this financial product?

The binding elements are:

- Application of Norms-, Values- and Business Conduct Exclusions
  - Exclusion of companies that are in breach of international treaties on controversial weapons (Norms-based Exclusions on direct investments)
  - Exclusion of companies that derive more than 5% of their revenue from conventional weapons and firearms, tobacco production, gambling, or adult entertainment (Value-based Exclusions on direct investments)
  - Exclusion of companies that derive more than 20% of their revenue from tobacco distribution, conventional weapons support systems or coal (coal mining and coal-based electricity generation) (Values-based Exclusions on direct investments)
  - Exclusion of companies that conduct business activities in breach of, international norms such as the "United Nations Global Compact Principles" (UNGC) (Business-conduct Exclusions on direct investments)
- Integrate ESG Factors into the investment decision process without compromising diversification and risk management. This includes:
  - For direct equity investments systematic consideration of the investment's ESG profile as measured for example by the ESG rating, Pillar Scores and ESG controversies. More information on the ESG rating, Pillar Scores and ESG controversies is available online at [www.credit-suisse.com/esg](http://www.credit-suisse.com/esg) (section "Sustainability Indicators").
- Performing proxy voting in accordance with the CSAM criteria and materiality thresholds defined in the Proxy Voting Approach and Policy Summary available online at [www.credit-suisse.com/esg](http://www.credit-suisse.com/esg) (section "Active Ownership").
- Meeting the minimum proportions for investments which are E/S aligned and SFDR Sustainable Investments

**Good governance** practices include sound management structures, employee relations, remuneration of staff and tax compliance.

**Asset allocation** describes the share of investments in specific assets.

**Taxonomy-aligned** activities are expressed as a share of:

- **turnover** reflecting the share of revenue from green activities of investee companies
- **capital expenditure** (CapEx) showing the green investments made by investee companies, e.g. for a transition to a green economy.
- **operational expenditure** (OpEx) reflecting green operational activities of investee companies.



### What is the committed minimum rate to reduce the scope of the investments considered prior to the application of that investment strategy?

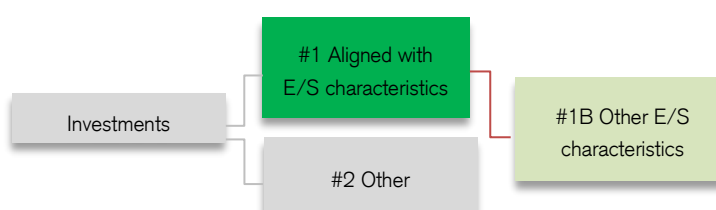
This Subfund does not have a commitment to reduce the scope of investments by a minimum rate.

### What is the policy to assess good governance practices of the investee companies?

The methodology to assess and ensure good governance of investments, includes the following:

- Business-conduct Exclusions: Companies found to (1) systematically violate international norms, (2) where the breaches are particularly severe, or (3) where management is not open to implementing the necessary reforms, are put on a watchlist, and may be decided to be excluded from the firm-wide investment universe. Exclusions are considered as a last resort. Instead, engaging with investee companies is supposed to have a higher impact to prevent future breaches. Companies that are able and willing to take action may be subject to a period of engagement in which Credit Suisse aims to agree on targets and timelines for improvement, together with the company.
- Proxy voting: in markets and for investments where CSAM exercises its voting rights, CSAM votes on governance topics such as the independence of the board of directors, remuneration and board incentive systems, in line with its fiduciary duty. CSAM may discuss with investee companies shortcomings and what improvements CSAM expects, based on the CSAM proxy voting framework.
- ESG Integration: Governance topics may furthermore be assessed by considering ESG rating and/or governance relate data points (e.g., Governance Pillar score) during the investment decision process.

### What is the asset allocation planned for this financial product?



**#1 Aligned with E/S characteristics** includes the investments of the financial product used to attain the environmental or social characteristics promoted by the financial product.



**#2 Other** includes the remaining investments of the financial product which are neither aligned with the environmental or social characteristics, nor are qualified as sustainable investments.

The category **#1 Aligned with E/S characteristics** covers:

- The sub-category #1B Other E/S characteristics covers investments aligned with the environmental or social characteristics that do not qualify as sustainable investments.

The planned minimum proportion of investments used to meet the environmental or social characteristics promoted by this Subfund (category #1 above) is 50% of its total net assets.

#### How does the use of derivatives attain the environmental or social characteristics promoted by the financial product?

When applying the CSAM Sustainable Investing Policy, CSAM makes use of financial derivative instruments to implement the investment strategy of the Subfund and to attain its environmental and/or social characteristics. In such cases, the principles of the CSAM Sustainable Investing Policy are applied in the same way to derivatives as to direct investments with the exception of Active Ownership, which cannot be exercised. This means that CSAM ESG Exclusions are applied at the level of the underlying instruments whenever possible (with the exceptions mentioned below) and that the selection of the derivative follows the same ESG Integration principles as those defined for direct investments.

Exceptions to ESG Exclusions for derivatives are: derivatives used to gain short exposure are not allowed for companies that are excluded for Norms-based Exclusions but remains possible for companies that would be subject to Values-based Exclusions and/or Business-conduct Exclusions.



#### To what minimum extent are sustainable investments with an environmental objective aligned with the EU Taxonomy?

0%. This Subfund does not commit to make EU Taxonomy aligned investments. However, certain investments made by the Subfund may be aligned with the EU Taxonomy.

#### Does the financial product invest in fossil gas and/or nuclear energy related activities that comply with the EU Taxonomy<sup>1</sup>?

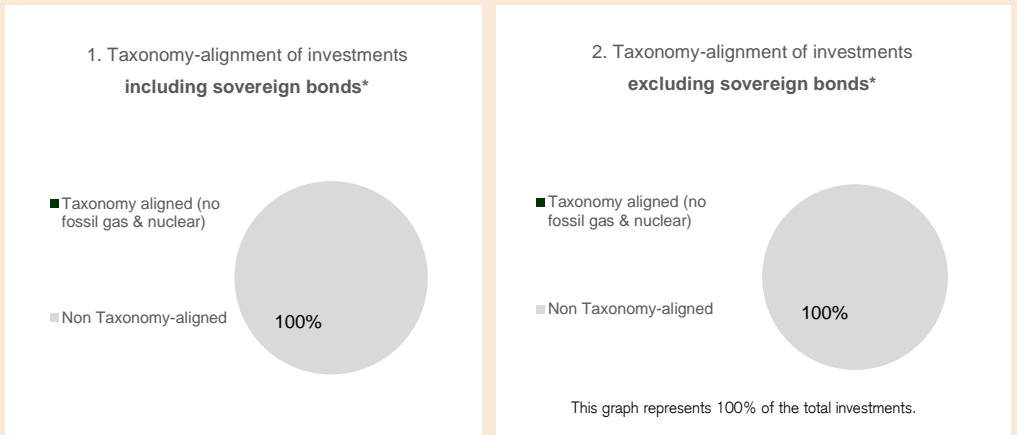
Yes:

- In fossil gas       In nuclear energy

No

<sup>1</sup> Fossil gas and/or nuclear related activities will only comply with the EU Taxonomy where they contribute to limiting climate change ("climate change mitigation") and do not significantly harm any EU Taxonomy objective - see explanatory note in the left hand margin. The full criteria for fossil gas and nuclear energy economic activities that comply with the EU Taxonomy are laid down in Commission Delegated Regulation (EU) 2022/1214.

**The two graphs below show in green the minimum percentage of investments that are aligned with the EU Taxonomy. As there is no appropriate methodology to determine the Taxonomy-alignment of sovereign bonds\*, the first graph shows the Taxonomy alignment in relation to all the investments of the financial product including sovereign bonds, while the second graph shows the Taxonomy alignment only in relation to the investments of the financial product other than sovereign bonds.**



\*For the purpose of these graphs, 'sovereign bonds' consist of all sovereign exposures

**Enabling activities** directly enable other activities to make a substantial contribution to an environmental objective. **Transitional activities** are activities for which low-carbon alternatives are not yet available and among others have greenhouse gas emission levels corresponding to the best performance.



What is the minimum share of investments in transitional and enabling activities?

Not applicable

What is the minimum share of sustainable investments with an environmental objective that are not aligned with the EU Taxonomy?

Not applicable

What is the minimum share of socially sustainable investments?

Not applicable

 are environmentally sustainable investments **that do not take into account the criteria** for environmentally sustainable economic activities under the EU Taxonomy.



What investments are included under "#2 Other", what is their purpose and are there any minimum environmental or social safeguards?

Investments such as cash, derivatives and structured product may fall under "#2 Other" since such instruments do not contribute to the E/S characteristics of this Subfund. Such investments do not have minimum environmental or social safeguards. Investments may furthermore fall under "#2 Other" if insufficient ESG-related information is available. This applies in particular to asset classes for which ESG Factors are insufficiently defined at present or not sufficient ESG related information is available. Where possible, minimum environmental or social safeguards apply to the underlying securities by ensuring that CSAM ESG Exclusions are adhered to.

**Reference benchmarks** are indexes to measure whether the financial product attains the sustainable investment objective.



Is a specific index designated as a reference benchmark to determine whether this financial product is aligned with the environmental and/or social characteristics that it promotes?

The Subfund does not use a reference benchmark for the purpose of attaining the environmental and/or social characteristics.

How is the reference benchmark continuously aligned with each of the environmental or social characteristics promoted by the financial product?

Not applicable

**How is the alignment of the investment strategy with the methodology of the index ensured on a continuous basis?**

Not applicable

**How does the designated index differ from a relevant broad market index?**

Not applicable

**Where can the methodology used for the calculation of the designated index be found?**

Not applicable



**Where can I find more product specific information online?**

More product-specific information can be found on the website: [www.credit-suisse.com/fundsearch](http://www.credit-suisse.com/fundsearch)  
Additionally, more information about the CSAM Sustainable Investing Policy can be found in Chapter 4 "Investment Policy" of the Prospectus or online at: [www.credit-suisse.com/esg](http://www.credit-suisse.com/esg).

**Pre-contractual disclosure for the financial products referred to in Article 8, paragraphs 1, 2 and 2a, of Regulation (EU) 2019/2088 and Article 6, first paragraph, of Regulation (EU) 2020/852**Product Name:  
Credit Suisse (Lux) Small and Mid Cap Germany Equity FundLegal Entity Identifier:  
549300CSW06IDY57VS53**Sustainable investment**

means an investment in an economic activity that contributes to an environmental or social objective, provided that the investment does not significantly harm any environmental or social objective and that the investee companies follow good governance practices.

The **EU Taxonomy** is a classification system laid down in Regulation (EU) 2020/852, establishing a list of **environmentally sustainable economic activities**. That Regulation does not include a list of socially sustainable economic activities. Sustainable investments with an environmental objective might be aligned with the Taxonomy or not.

**Environmental and/or social characteristics****Does this financial product have a sustainable investment objective?**●  Yes
 It will make a minimum of **sustainable investments with an environmental objective:** \_\_\_\_ %

 in economic activities that qualify as environmentally sustainable under the EU Taxonomy

 in economic activities that do not qualify as environmentally sustainable under the EU Taxonomy

 It will make a minimum of **sustainable investments with a social objective:** \_\_\_\_ %
●  No
 It **promotes Environmental/Social (E/S) characteristics** and while it does not have as its objective a sustainable investment, it will have a minimum proportion of \_\_\_\_% of sustainable investments

 with an environmental objective in economic activities that qualify as environmentally sustainable under the EU Taxonomy

 with an environmental objective in economic activities that do not qualify as environmentally sustainable under the EU Taxonomy

 with a social objective

 It promotes E/S characteristics, but **will not make any sustainable investments**
**What environmental and/or social characteristics are promoted by this financial product?**

This Subfund promotes the following environmental and social characteristics:

- promotes to invest into companies that comply with international treaties on controversial weapons (Norms-based Exclusions on direct investments)
- promotes not to invest into companies that derive more than 5% of their revenue from conventional weapons and firearms, tobacco production, gambling, or adult entertainment (Value-based Exclusions on direct investments)
- promotes not to invest into companies that derive more than 20% of their revenue from tobacco distribution, conventional weapons support systems or coal (coal mining and coal-based electricity generation) (Values-based Exclusions on direct investments)
- promotes adherence to, and conducting business activities in accordance with, international norms such as the "United Nations Global Compact Principles" (UNGC) (Business-conduct Exclusions on direct investments)
- promotes higher exposure to investments that have better ESG profile and fewer ESG controversies over their investment cycle (ESG Integration)
- promotes contribution to sustainable practices through proxy voting and the inclusion of the Subfund's investments into CSAM's centralized engagement approach, in line with CSAM's fiduciary duty (Active Ownership)

It does not use a reference benchmark for the purpose of attaining the environmental and/or social characteristics. Please find further information on ESG Integration, ESG Exclusions and Active Ownership below in the question "What investment strategy does this financial product follow?" and online at [www.credit-suisse.com/esg](http://www.credit-suisse.com/esg).

**Sustainability indicators**

measure how the sustainable objectives of this financial product are attained.

**What sustainability indicators are used to measure the attainment of the sustainable investment objective of this financial product?**

The Subfund uses the following sustainability indicators:

- ESG Rating
- Environmental Pillar Score
- Social Pillar Score
- Governance Pillar Score
- ESG Controversies Flag
- Adherence to CSAM ESG Exclusions

**What are the objectives of the sustainable investments that the financial product partially intends to make and how does the sustainable investment contribute to such objectives?**

Not applicable

**How do the sustainable investments that the financial product partially intends to make, not cause significant harm to any environmental or social sustainable investment objective?**

**Principal adverse** impacts are the most significant negative impacts of investment decisions on sustainability factors relating to environmental, social and employee matters, respect for human rights, anti-corruption and anti-bribery matters.

Not applicable

*How have the indicators for adverse impacts on sustainability factors been taken into account?*

Not applicable

*How are the sustainable investments aligned with the OECD Guidelines for Multinational Enterprises and the UN Guiding Principles on Business and Human Rights*

Not applicable

*The EU Taxonomy sets out a “do not significant harm” principle by which Taxonomy-aligned investments should not significantly harm EU Taxonomy objectives and is accompanied by specific EU criteria.*

*The “do no significant harm” principle applies only to those investments underlying the financial product that take into account the EU criteria for environmentally sustainable economic activities. The investments underlying the remaining portion of this financial product do not take into account the EU criteria for environmentally sustainable economic activities.*

*Any other sustainable investments must also not significantly harm any environmental or social objectives.*



### Does this financial product consider principal adverse impacts on sustainability factors?

Yes

Principal adverse impacts on sustainability factors, as defined by SFDR, are considered by this Subfund through the application of the CSAM PAI Framework.

The CSAM PAI Framework makes use of a combination of approaches to consider the PAI Indicators according to SFDR RTS Annex 1, Table 1. PAI Indicators are considered by means of pre-trade investment restrictions, post-trade activities and portfolio exposure monitoring. The applicability of these means depends on the nature of the indicator, as well as on the specific context of the investment that is causing the adverse impact. The degree and the way the PAI Indicators are considered, depend on various factors, such as on the type of investment fund or strategy, asset class, and availability of reliable data.

Information on principal adverse impacts on sustainability of this Subfund will be available in annual reports published after January 1, 2023.

No

**The investment strategy** guides investment decisions based on factors such as investment objectives and risk tolerance.



### What investment strategy does this financial product follow?

At least two-thirds of the Subfund's net assets are invested in equities and other equity-type securities and rights (American depository receipts [ADRs], global depository receipts, profit-sharing certificates, participation certificates, dividend rights certificates, etc.) of small and medium-sized companies which are domiciled or conduct the bulk of their business activities in Germany.

Small and medium-size companies are defined as all companies which are not contained in the DAX®.

To attain the environmental or social characteristics promoted by this Subfund, this Subfund applies ESG Exclusions, ESG Integration and Active Ownership as described in the Credit Suisse Asset Management Sustainable Investing Policy explained in Chapter 4 “Investment Policy” of the Prospectus.

The ESG Integration process for this Subfund follows the following steps:

- **Identification of material ESG Factors**  
First, the Investment Manager uses materiality frameworks to identify those ESG Factors that are relevant to the investment strategy. Materiality frameworks are concepts that help to identify sustainability-related issues and opportunities that are likely to affect the financial condition or operating performance of companies within an industry. Material factors are furthermore assessed based on the Subfund's sector and geographical exposure. Second, the Investment Manager prioritizes the material factors that are most relevant to the subsequent investment decisions based on the portfolio's current market exposure. Materiality of ESG Factors and ESG Factors included in the investment process may change over time.
- **ESG security analysis**  
Based on the identified material ESG Factors, the Investment Manager performs security research across the Subfund's investment universe. The Investment Manager makes use of ESG ratings from third-party service providers and may combine them with CSAM's proprietary analyses and information. These may include ESG-related news, ESG ratings and scores, ESG-related controversies, and ESG trends.  
The ESG data are fully integrated in the portfolio management software. The CSAM sustainable investing team may offer additional support, where needed, and advise on access to other ESG data providers.  
The outcome of the ESG analysis of individual securities, combined with financial research, permits the Investment Managers to make ESG-adjusted risk/return assessments. This enables the Investment Manager to compare securities on an ESG-adjusted basis and to evaluate whether to keep certain securities in the portfolio or to sell them during the security selection and portfolio implementation stage. The ESG security analysis is updated periodically.
- **Security selection and portfolio implementation**  
Based on the identified material ESG Factors and the ESG-adjusted security analysis, the Investment Managers constructs a portfolio in accordance with the Subfund's investment process and principles. The ESG-adjusted security analysis combined with portfolio construction considerations is used to determine appropriate portfolio weights that reflect the ESG-adjusted risk/return profile of the analyzed securities.

The research process might make use of dedicated ESG questionnaires with potential follow-up meetings with investee companies in case incomplete data is available from third-party ESG data providers.

- **Portfolio monitoring**  
The Investment Manager monitors the ESG Factors periodically to detect significant changes in the ESG Factors of the underlying securities. They regularly reassess the portfolio, taking into consideration financial and ESG metrics, and consequently decide whether to increase or decrease positions in the portfolio.
- **Engagement**  
CSAM has a centralized engagement approach carried out by the CSAM Active Ownership team as described in Chapter 4, "Investment Policy". In addition, the Investment Manager may engage directly with companies individually in the event of serious ESG-related concerns.

#### What are the binding elements of the investment strategy used to select the investments to attain each of the environmental or social characteristics promoted by this financial product?

The binding elements are:

- Application of Norms-, Values- and Business Conduct Exclusions
  - Exclusion of companies that are in breach of international treaties on controversial weapons (Norms-based Exclusions on direct investments)
  - Exclusion of companies that derive more than 5% of their revenue from conventional weapons and firearms, tobacco production, gambling, or adult entertainment (Value-based Exclusions on direct investments)
  - Exclusion of companies that derive more than 20% of their revenue from tobacco distribution, conventional weapons support systems or coal (coal mining and coal-based electricity generation) (Values-based Exclusions on direct investments)
  - Exclusion of companies that conduct business activities in breach of, international norms such as the "United Nations Global Compact Principles" (UNGC) (Business-conduct Exclusions on direct investments)
- Integrate ESG Factors into the investment decision process without compromising diversification and risk management. This includes:
  - For direct equity investments systematic consideration of the investment's ESG profile as measured for example by the ESG rating, Pillar Scores and ESG controversies. More information on the ESG rating, Pillar Scores and ESG controversies is available online at [www.credit-suisse.com/esg](http://www.credit-suisse.com/esg) (section "Sustainability Indicators").
- Performing proxy voting in accordance with the CSAM criteria and materiality thresholds defined in the Proxy Voting Approach and Policy Summary available online at [www.credit-suisse.com/esg](http://www.credit-suisse.com/esg) (section "Active Ownership").
- Meeting the minimum proportions for investments which are E/S aligned and SFDR Sustainable Investments

**Good governance** practices include sound management structures, employee relations, remuneration of staff and tax compliance.

**Asset allocation** describes the share of investments in specific assets.

#### What is the committed minimum rate to reduce the scope of the investments considered prior to the application of that investment strategy?

This Subfund does not have a commitment to reduce the scope of investments by a minimum rate.

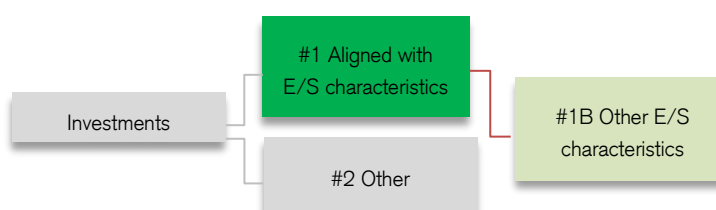
#### What is the policy to assess good governance practices of the investee companies?

The methodology to assess and ensure good governance of investments, includes the following:

- **Business-conduct Exclusions:** Companies found to (1) systematically violate international norms, (2) where the breaches are particularly severe, or (3) where management is not open to implementing the necessary reforms, are put on a watchlist, and may be decided to be excluded from the firm-wide investment universe. Exclusions are considered as a last resort. Instead, engaging with investee companies is supposed to have a higher impact to prevent future breaches. Companies that are able and willing to take action may be subject to a period of engagement in which Credit Suisse aims to agree on targets and timelines for improvement, together with the company.
- **Proxy voting:** in markets and for investments where CSAM exercises its voting rights, CSAM votes on governance topics such as the independence of the board of directors, remuneration and board incentive systems, in line with its fiduciary duty. CSAM may discuss with investee companies shortcomings and what improvements CSAM expects, based on the CSAM proxy voting framework.
- **ESG Integration:** Governance topics may furthermore be assessed by considering ESG rating and/or governance relate data points (e.g., Governance Pillar score) during the investment decision process.



#### What is the asset allocation planned for this financial product?



**#1 Aligned with E/S characteristics** includes the investments of the financial product used to attain the environmental or social characteristics promoted by the financial product.

**#2 Other** includes the remaining investments of the financial product which are neither aligned with the environmental or social characteristics, nor are qualified as sustainable investments.

The category **#1 Aligned with E/S characteristics** covers:

- The sub-category #1B Other E/S characteristics covers investments aligned with the environmental or social characteristics that do not qualify as sustainable investments.

The planned minimum proportion of investments used to meet the environmental or social characteristics promoted by this Subfund (category #1 above) is 50% of its total net assets.

### How does the use of derivatives attain the environmental or social characteristics promoted by the financial product?

Derivatives are not used to attain the environmental or social characteristics of the Subfund. However, they may be used as efficient portfolio management tools, for cash management, for hedging purposes, or as an additional source of return.

### To what minimum extent are sustainable investments with an environmental objective aligned with the EU Taxonomy?

0%. This Subfund does not commit to make EU Taxonomy aligned investments. However, certain investments made by the Subfund may be aligned with the EU Taxonomy.

### Does the financial product invest in fossil gas and/or nuclear energy related activities that comply with the EU Taxonomy<sup>1</sup>?

- Yes:
- In fossil gas     In nuclear energy
- No

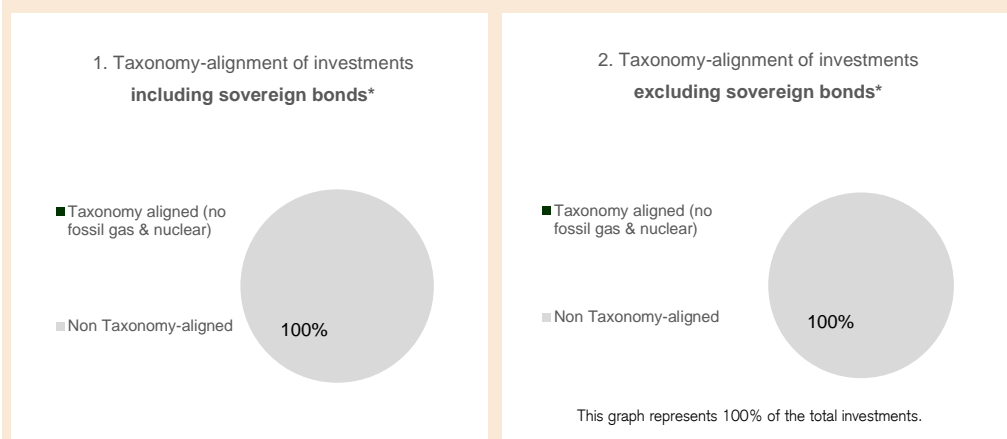
**Taxonomy-aligned activities** are expressed as a share of:

- **turnover** reflecting the share of revenue from green activities of investee companies
- **capital expenditure** (CapEx) showing the green investments made by investee companies, e.g. for a transition to a green economy.
- **operational expenditure** (OpEx) reflecting green operational activities of investee companies.



**Enabling activities** directly enable other activities to make a substantial contribution to an environmental objective. **Transitional activities** are activities for which low-carbon alternatives are not yet available and among others have greenhouse gas emission levels corresponding to the best performance.

The two graphs below show in green the minimum percentage of investments that are aligned with the EU Taxonomy. As there is no appropriate methodology to determine the Taxonomy-alignment of sovereign bonds\*, the first graph shows the Taxonomy alignment in relation to all the investments of the financial product including sovereign bonds, while the second graph shows the Taxonomy alignment only in relation to the investments of the financial product other than sovereign bonds.



\*For the purpose of these graphs, 'sovereign bonds' consist of all sovereign exposures

### What is the minimum share of investments in transitional and enabling activities?

Not applicable

### What is the minimum share of sustainable investments with an environmental objective that are not aligned with the EU Taxonomy?

Not applicable

### What is the minimum share of socially sustainable investments?

Not applicable

### What investments are included under "#2 Other", what is their purpose and are there any minimum environmental or social safeguards?

Investments such as cash, derivatives and structured product may fall under "#2 Other" since such instruments do not contribute to the E/S characteristics of this Subfund. Such investments do not have minimum environmental or social safeguards.

are environmentally sustainable investments that do not take into account the criteria for environmentally sustainable economic activities under the EU Taxonomy.



<sup>1</sup> Fossil gas and/or nuclear related activities will only comply with the EU Taxonomy where they contribute to limiting climate change ("climate change mitigation") and do not significantly harm any EU Taxonomy objective - see explanatory note in the left hand margin. The full criteria for fossil gas and nuclear energy economic activities that comply with the EU Taxonomy are laid down in Commission Delegated Regulation (EU) 2022/1214.

Investments may furthermore fall under "#2 Other" if insufficient ESG-related information is available. This applies in particular to asset classes for which ESG Factors are insufficiently defined at present or not sufficient ESG related information is available. Where possible, minimum environmental or social safeguards apply to the underlying securities by ensuring that CSAM ESG Exclusions are adhered to.

#### Reference benchmarks

are indexes to measure whether the financial product attains the sustainable investment objective.



**Is a specific index designated as a reference benchmark to determine whether this financial product is aligned with the environmental and/or social characteristics that it promotes?**

The Subfund does not use a reference benchmark for the purpose of attaining the environmental and/or social characteristics.

**How is the reference benchmark continuously aligned with each of the environmental or social characteristics promoted by the financial product?**

Not applicable

**How is the alignment of the investment strategy with the methodology of the index ensured on a continuous basis?**

Not applicable

**How does the designated index differ from a relevant broad market index?**

Not applicable

**Where can the methodology used for the calculation of the designated index be found?**

Not applicable



**Where can I find more product specific information online?**

More product-specific information can be found on the website: [www.credit-suisse.com/fundsearch](http://www.credit-suisse.com/fundsearch)  
Additionally, more information about the CSAM Sustainable Investing Policy can be found in Chapter 4 "Investment Policy" of the Prospectus or online at: [www.credit-suisse.com/esg](http://www.credit-suisse.com/esg).



**Pre-contractual disclosure for the financial products referred to in Article 8, paragraphs 1, 2 and 2a, of Regulation (EU) 2019/2088 and Article 6, first paragraph, of Regulation (EU) 2020/852**Product Name:  
Credit Suisse (Lux) Small Cap Switzerland Equity FundLegal Entity Identifier:  
549300PVSK436FY7VK92**Sustainable investment**

means an investment in an economic activity that contributes to an environmental or social objective, provided that the investment does not significantly harm any environmental or social objective and that the investee companies follow good governance practices.

The **EU Taxonomy** is a classification system laid down in Regulation (EU) 2020/852, establishing a list of **environmentally sustainable economic activities**. That Regulation does not include a list of socially sustainable economic activities. Sustainable investments with an environmental objective might be aligned with the Taxonomy or not.

**Environmental and/or social characteristics****Does this financial product have a sustainable investment objective?**●  Yes
 It will make a minimum of **sustainable investments with an environmental objective:** \_\_\_\_ %

 in economic activities that qualify as environmentally sustainable under the EU Taxonomy

 in economic activities that do not qualify as environmentally sustainable under the EU Taxonomy

 It will make a minimum of **sustainable investments with a social objective:** \_\_\_\_ %
●  No
 It **promotes Environmental/Social (E/S) characteristics** and while it does not have as its objective a sustainable investment, it will have a minimum proportion of \_\_\_\_% of sustainable investments

 with an environmental objective in economic activities that qualify as environmentally sustainable under the EU Taxonomy

 with an environmental objective in economic activities that do not qualify as environmentally sustainable under the EU Taxonomy

 with a social objective

 It promotes E/S characteristics, but **will not make any sustainable investments**
**What environmental and/or social characteristics are promoted by this financial product?**

This Subfund promotes the following environmental and social characteristics:

- promotes to invest into companies that comply with international treaties on controversial weapons (Norms-based Exclusions on direct investments)
- promotes not to invest into companies that derive more than 5% of their revenue from conventional weapons and firearms, tobacco production, gambling, or adult entertainment (Value-based Exclusions on direct investments)
- promotes not to invest into companies that derive more than 20% of their revenue from tobacco distribution, conventional weapons support systems or coal (coal mining and coal-based electricity generation) (Values-based Exclusions on direct investments)
- promotes adherence to, and conducting business activities in accordance with, international norms such as the "United Nations Global Compact Principles" (UNGC) (Business-conduct Exclusions on direct investments)
- promotes contribution to sustainable practices through proxy voting and the inclusion of the Subfund's investments into CSAM's centralized engagement approach, in line with CSAM's fiduciary duty (Active Ownership)

It does not use a reference benchmark for the purpose of attaining the environmental and/or social characteristics. Please find further information on ESG Exclusions and Active Ownership below in the question "What investment strategy does this financial product follow?" and online at [www.credit-suisse.com/esg](http://www.credit-suisse.com/esg).

**What sustainability indicators are used to measure the attainment of the sustainable investment objective of this financial product?**

The Subfund uses the following sustainability indicators:

- Adherence to CSAM ESG Exclusions

**What are the objectives of the sustainable investments that the financial product partially intends to make and how does the sustainable investment contribute to such objectives?**

Not applicable

**How do the sustainable investments that the financial product partially intends to make, not cause significant harm to any environmental or social sustainable investment objective?**

Not applicable

*How have the indicators for adverse impacts on sustainability factors been taken into account?*

Not applicable

**Sustainability indicators**

measure how the sustainable objectives of this financial product are attained.

**Principal adverse** impacts are the most significant negative impacts of investment decisions on sustainability factors relating to environmental, social and employee matters, respect for human rights, anti-corruption and anti-bribery matters.

*How are the sustainable investments aligned with the OECD Guidelines for Multinational Enterprises and the UN Guiding Principles on Business and Human Rights*

Not applicable

*The EU Taxonomy sets out a “do not significant harm” principle by which Taxonomy-aligned investments should not significantly harm EU Taxonomy objectives and is accompanied by specific EU criteria. The “do no significant harm” principle applies only to those investments underlying the financial product that take into account the EU criteria for environmentally sustainable economic activities. The investments underlying the remaining portion of this financial product do not take into account the EU criteria for environmentally sustainable economic activities. Any other sustainable investments must also not significantly harm any environmental or social objectives.*



**Does this financial product consider principal adverse impacts on sustainability factors?**

Yes

No

No, because no sufficient PAI indicators may be available at the level of the underlying investments.

**The investment strategy** guides investment decisions based on factors such as investment objectives and risk tolerance.



**What investment strategy does this financial product follow?**

This Subfund invests its net assets primarily in equities and equity-type securities (shares, dividend-right certificates, shares in cooperatives, participation certificates, etc.) of smaller companies domiciled in or carrying out the bulk of their business activities in Switzerland/Liechtenstein or listed on a Swiss stock exchange.

To attain the environmental or social characteristics promoted by this Subfund, this Subfund applies ESG Exclusions and Active Ownership as described in the Credit Suisse Asset Management Sustainable Investing Policy explained in Chapter 4 “Investment Policy” of the Prospectus.

**What are the binding elements of the investment strategy used to select the investments to attain each of the environmental or social characteristics promoted by this financial product?**

The binding elements are:

- Application of Norms-, Values- and Business Conduct Exclusions
  - Exclusion of companies that are in breach of international treaties on controversial weapons (Norms-based Exclusions on direct investments)
  - Exclusion of companies that derive more than 5% of their revenue from conventional weapons and firearms, tobacco production, gambling, or adult entertainment (Value-based Exclusions on direct investments)
  - Exclusion of companies that derive more than 20% of their revenue from tobacco distribution, conventional weapons support systems or coal (coal mining and coal-based electricity generation) (Values-based Exclusions on direct investments)
  - Exclusion of companies that conduct business activities in breach of, international norms such as the “United Nations Global Compact Principles” (UNGC) (Business-conduct Exclusions on direct investments)
- Performing proxy voting in accordance with the CSAM criteria and materiality thresholds defined in the Proxy Voting Approach and Policy Summary available online at [www.credit-suisse.com/esg](http://www.credit-suisse.com/esg) (section “Active Ownership”).
- Meeting the minimum proportions for investments which are E/S aligned

**What is the committed minimum rate to reduce the scope of the investments considered prior to the application of that investment strategy?**

This Subfund does not have a commitment to reduce the scope of investments by a minimum rate

**What is the policy to assess good governance practices of the investee companies?**

The methodology to assess and ensure good governance of investments, includes the following:

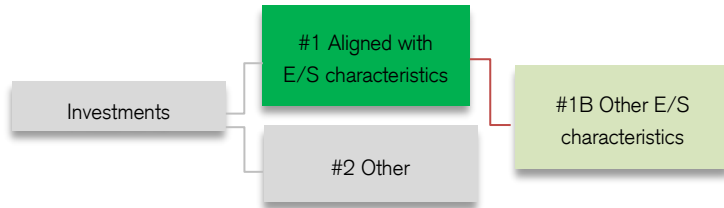
- Business-conduct Exclusions: Companies found to (1) systematically violate international norms, (2) where the breaches are particularly severe, or (3) where management is not open to implementing the necessary reforms, are put on a watchlist, and may be decided to be excluded from the firm-wide investment universe. Exclusions are considered as a last resort. Instead, engaging with investee companies is supposed to have a higher impact to prevent future breaches. Companies that are able and willing to take action may be subject to a period of engagement in which Credit Suisse aims to agree on targets and timelines for improvement, together with the company.
- Proxy voting: in markets and for investments where CSAM exercises its voting rights, CSAM votes on governance topics such as the independence of the board of directors, remuneration and board incentive systems, in line with its fiduciary duty. CSAM may discuss with investee companies shortcomings and what improvements CSAM expects, based on the CSAM proxy voting framework.

**Good governance** practices include sound management structures, employee relations, remuneration of staff and tax compliance.

**Asset allocation** describes the share of investments in specific assets.



**What is the asset allocation planned for this financial product?**



**#1 Aligned with E/S characteristics** includes the investments of the financial product used to attain the environmental or social characteristics promoted by the financial product.

**#2 Other** includes the remaining investments of the financial product which are neither aligned with the environmental or social characteristics, nor are qualified as sustainable investments.

The category **#1 Aligned with E/S characteristics** covers:

- The sub-category #1B Other E/S characteristics covers investments aligned with the environmental or social characteristics that do not qualify as sustainable investments.

The planned minimum proportion of investments used to meet the environmental or social characteristics promoted by this Subfund (category #1 above) is 70% of its total net assets.

**How does the use of derivatives attain the environmental or social characteristics promoted by the financial product?**

Derivatives are not used to attain the environmental or social characteristics of the Subfund. However, they may be used as efficient portfolio management tools, for cash management, for hedging purposes, or as an additional source of return.

**To what minimum extent are sustainable investments with an environmental objective aligned with the EU Taxonomy?**

0%. This Subfund does not commit to make EU Taxonomy aligned investments. However, certain investments made by the Subfund may be aligned with the EU Taxonomy.

*Does the financial product invest in fossil gas and/or nuclear energy related activities that comply with the EU Taxonomy<sup>1</sup>?*

- Yes:
- In fossil gas
  - In nuclear energy
- No

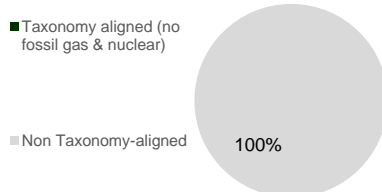
**Taxonomy**-aligned activities are expressed as a share of:

- **turnover** reflecting the share of revenue from green activities of investee companies
- **capital expenditure** (CapEx) showing the green investments made by investee companies, e.g. for a transition to a green economy.
- **operational expenditure** (OpEx) reflecting green operational activities of investee companies.

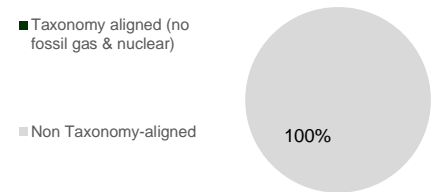


*The two graphs below show in green the minimum percentage of investments that are aligned with the EU Taxonomy. As there is no appropriate methodology to determine the Taxonomy-alignment of sovereign bonds\*, the first graph shows the Taxonomy alignment in relation to all the investments of the financial product including sovereign bonds, while the second graph shows the Taxonomy alignment only in relation to the investments of the financial product other than sovereign bonds.*

1. Taxonomy-alignment of investments including sovereign bonds\*



2. Taxonomy-alignment of investments excluding sovereign bonds\*



This graph represents 100% of the total investments.

\*For the purpose of these graphs, 'sovereign bonds' consist of all sovereign exposures

**What is the minimum share of investments in transitional and enabling activities?**

**Enabling activities** directly enable other activities to make a substantial contribution to an environmental objective. **Transitional activities** are activities for which low-carbon alternatives are not yet available and among others have greenhouse gas emission levels corresponding to the best performance.

<sup>1</sup> Fossil gas and/or nuclear related activities will only comply with the EU Taxonomy where they contribute to limiting climate change ("climate change mitigation") and do not significantly harm any EU Taxonomy objective - see explanatory note in the left hand margin. The full criteria for fossil gas and nuclear energy economic activities that comply with the EU Taxonomy are laid down in Commission Delegated Regulation (EU) 2022/1214.

Not applicable

**What is the minimum share of sustainable investments with an environmental objective that are not aligned with the EU Taxonomy?**

Not applicable

**What is the minimum share of socially sustainable investments?**

Not applicable

**What investments are included under “#2 Other”, what is their purpose and are there any minimum environmental or social safeguards?**

Investments such as cash, derivatives and structured product may fall under “#2 Other” since such instruments do not contribute to the E/S characteristics of this Subfund. Such investments do not have minimum environmental or social safeguards.

Investments may furthermore fall under “#2 Other” if insufficient ESG-related information is available. This applies in particular to asset classes for which ESG Factors are insufficiently defined at present or not sufficient ESG related information is available. Where possible, minimum environmental or social safeguards apply to the underlying securities by ensuring that CSAM ESG Exclusions are adhered to.



are environmentally sustainable investments **that do not take into account the criteria** for environmentally sustainable economic activities under the EU Taxonomy.

**Is a specific index designated as a reference benchmark to determine whether this financial product is aligned with the environmental and/or social characteristics that it promotes?**

The Subfund does not use a reference benchmark for the purpose of attaining the environmental and/or social characteristics.

**How is the reference benchmark continuously aligned with each of the environmental or social characteristics promoted by the financial product?**

Not applicable

**How is the alignment of the investment strategy with the methodology of the index ensured on a continuous basis?**

Not applicable

**How does the designated index differ from a relevant broad market index?**

Not applicable

**Where can the methodology used for the calculation of the designated index be found?**

Not applicable

**Where can I find more product specific information online?**

More product-specific information can be found on the website: [www.credit-suisse.com/fundsearch](http://www.credit-suisse.com/fundsearch)  
Additionally, more information about the CSAM Sustainable Investing Policy can be found in Chapter 4 “Investment Policy” of the Prospectus or online at: [www.credit-suisse.com/esg](http://www.credit-suisse.com/esg).

**Reference benchmarks**

are indexes to measure whether the financial product attains the sustainable investment objective.

**Pre-contractual disclosure for the financial products referred to in Article 8, paragraphs 1, 2 and 2a, of Regulation (EU) 2019/2088 and Article 6, first paragraph, of Regulation (EU) 2020/852**Product Name:  
Credit Suisse (Lux) Systematic Index Fund Balanced CHFLegal Entity Identifier:  
529900WN5XCO7RIPP877**Environmental and/or social characteristics****Sustainable investment**

means an investment in an economic activity that contributes to an environmental or social objective, provided that the investment does not significantly harm any environmental or social objective and that the investee companies follow good governance practices.

The **EU Taxonomy** is a classification system laid down in Regulation (EU) 2020/852, establishing a list of **environmentally sustainable economic activities**. That Regulation does not include a list of socially sustainable economic activities. Sustainable investments with an environmental objective might be aligned with the Taxonomy or not.

**Does this financial product have a sustainable investment objective?** Yes No

<input type="checkbox"/>	It will make a minimum of <b>sustainable investments with an environmental objective:</b> ____ %	<input type="checkbox"/>	It <b>promotes Environmental/Social (E/S) characteristics</b> and while it does not have as its objective a sustainable investment, it will have a minimum proportion of ____ % of sustainable investments
<input type="checkbox"/>	<input type="checkbox"/> in economic activities that qualify as environmentally sustainable under the EU Taxonomy	<input type="checkbox"/>	<input type="checkbox"/> with an environmental objective in economic activities that qualify as environmentally sustainable under the EU Taxonomy
<input type="checkbox"/>	<input type="checkbox"/> in economic activities that do not qualify as environmentally sustainable under the EU Taxonomy	<input type="checkbox"/>	<input type="checkbox"/> with an environmental objective in economic activities that do not qualify as environmentally sustainable under the EU Taxonomy
<input type="checkbox"/>	It will make a minimum of <b>sustainable investments with a social objective:</b> ____ %	<input checked="" type="checkbox"/>	It promotes E/S characteristics, but <b>will not make any sustainable investments</b>
<input type="checkbox"/>	<input type="checkbox"/>	<input type="checkbox"/>	<input type="checkbox"/> with a social objective

**What environmental and/or social characteristics are promoted by this financial product?**

This Subfund has an indirect investment policy consisting of investments in index-linked investment instruments (over 50%) and investment funds (collectively, "Target Funds").

This Subfund promotes the following environmental and social characteristics:

- 1- ESG approach for investments in Target Funds:
  - promotes for fund investments a majority of Target Funds that demonstrate an "ESG Integration", "Sustainable Thematic", or "Impact Investing" approach according to the proprietary classification system described in the Credit Suisse Sustainable Investment Framework
- 2- ESG Exclusion criteria for investments in Credit Suisse sponsored Target Funds that apply the Credit Suisse Asset Management Sustainable Investing Policy ("CS ESG Target Funds"):
  - promotes to invest into companies that comply with international treaties on controversial weapons (Norms-based Exclusions on direct investments)
  - promotes not to invest into companies that derive more than 5% of their revenue from conventional weapons and firearms, tobacco production, gambling, or adult entertainment (Value-based Exclusions on direct investments)
  - promotes not to invest into companies that derive more than 20% of their revenue from tobacco distribution, conventional weapons support systems or coal (coal mining and coal-based electricity generation) (Values-based Exclusions on direct investments)
  - promotes adherence to, and conducting business activities in accordance with, international norms such as the "United Nations Global Compact Principles" (UNGC) (Business-conduct Exclusions on direct investments)
- 3- Active Ownership for investments in CS ESG Target Funds:
  - promotes contribution to sustainable practices through proxy voting and engagement under the CSAM's centralized engagement approach at the level of the relevant CS ESG Target Funds, in line with CSAM's fiduciary duty (Active Ownership).

It does not use a reference benchmark for the purpose of attaining the environmental and/or social characteristics.

Please find further information on ESG Integration, ESG Exclusions and Active Ownership below in the question "What investment strategy does this financial product follow?" and online at [www.credit-suisse.com/esg](http://www.credit-suisse.com/esg).

**Sustainability indicators**

measure how the sustainable objectives of this financial product are attained.

**What sustainability indicators are used to measure the attainment of the sustainable investment objective of this financial product?**

The Subfund uses the following sustainability indicator for investments in Target Funds (CS ESG Target Funds and third-party managed funds):

- ESG Classification of Target Funds

**What are the objectives of the sustainable investments that the financial product partially intends to make and how does the sustainable investment contribute to such objectives?**

Not applicable

**Principal adverse** impacts are the most significant negative impacts of investment decisions on sustainability factors relating to environmental, social and employee matters, respect for human rights, anti-corruption and anti-bribery matters.

### How do the sustainable investments that the financial product partially intends to make, not cause significant harm to any environmental or social sustainable investment objective?

Not applicable

*How have the indicators for adverse impacts on sustainability factors been taken into account?*

Not applicable

*How are the sustainable investments aligned with the OECD Guidelines for Multinational Enterprises and the UN Guiding Principles on Business and Human Rights*

Not applicable

*The EU Taxonomy sets out a “do not significant harm” principle by which Taxonomy-aligned investments should not significantly harm EU Taxonomy objectives and is accompanied by specific EU criteria.*

*The “do no significant harm” principle applies only to those investments underlying the financial product that take into account the EU criteria for environmentally sustainable economic activities. The investments underlying the remaining portion of this financial product do not take into account the EU criteria for environmentally sustainable economic activities.*

*Any other sustainable investments must also not significantly harm any environmental or social objectives.*



### Does this financial product consider principal adverse impacts on sustainability factors?

Yes

No

**The investment strategy** guides investment decisions based on factors such as investment objectives and risk tolerance.



### What investment strategy does this financial product follow?

The Subfund invests worldwide (including Emerging Market Countries) primarily in a broadly diversified portfolio of Target Funds, including exchange traded funds, structured products and derivatives, and all the investment instruments qualifying as transferrable securities.

To attain the environmental or social characteristics promoted by this Subfund, this Subfund considers the ESG Classification of Target Funds as follows: a majority of Target Funds that demonstrate an “ESG Integration”, “Sustainable Thematic”, or “Impact Investing” approach according to the proprietary classification system described in the Credit Suisse Sustainable Investment Framework available online at: [www.credit-suisse.com/esg](http://www.credit-suisse.com/esg).

### What are the binding elements of the investment strategy used to select the investments to attain each of the environmental or social characteristics promoted by this financial product?

The binding elements are:

- 1- For investments in CS ESG Target Funds:
  - Application of Norms-, Values- and Business Conduct Exclusions at the level of the CS ESG Target Funds as follows:
    - Exclusion of companies that are in breach of international treaties on controversial weapons (Norms-based Exclusions on direct investments)
    - Exclusion of companies that derive more than 5% of their revenue from conventional weapons and firearms, tobacco production, gambling, or adult entertainment (Value-based Exclusions on direct investments)
    - Exclusion of companies that derive more than 20% of their revenue from tobacco distribution, conventional weapons support systems or coal (coal mining and coal-based electricity generation) (Values-based Exclusions on direct investments)
    - Exclusion of companies that conduct business activities in breach of, international norms such as the “United Nations Global Compact Principles” (UNGC) (Business-conduct Exclusions on direct investments)
- 2- For investments in Target Funds:
  - Integrate ESG Factors into the investment decision process without compromising diversification and risk management. This includes investing a majority of fund investments into Target Funds that demonstrate an “ESG Integration”, “Sustainable Thematic”, or “Impact Investing” approach according to the proprietary classification system described in the Credit Suisse Sustainable Investment Framework.
  - Meeting the minimum proportions for investments which are E/S aligned Investments

**Good governance** practices include sound management structures, employee relations, remuneration of staff and tax compliance.

### What is the committed minimum rate to reduce the scope of the investments considered prior to the application of that investment strategy?

This Subfund does not have a commitment to reduce the scope of investments by a minimum rate.

### What is the policy to assess good governance practices of the investee companies?

Good governance practice is assessed on the target investment fund level. The Subfund only invests into target investment funds that are authorized according to Directive 2009/65/EC (“UCITS”) (or a regulation considered

**Asset allocation** describes the share of investments in specific assets.

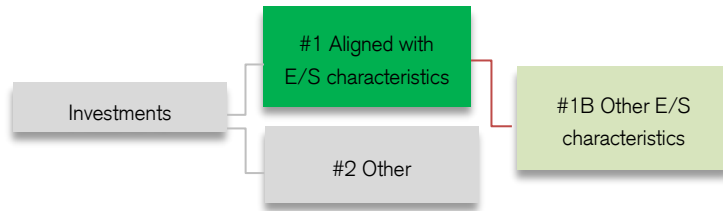


**Taxonomy-aligned activities** are expressed as a share of:

- **turnover** reflecting the share of revenue from green activities of investee companies
- **capital expenditure** (CapEx) showing the green investments made by investee companies, e.g. for a transition to a green economy.
- **operational expenditure** (OpEx) reflecting green operational activities of investee companies.

equivalent), this means the target investment funds are governed by sound management structures and processes, which are supervised and audited regularly.

**What is the asset allocation planned for this financial product?**



**#1 Aligned with E/S characteristics** includes the investments of the financial product used to attain the environmental or social characteristics promoted by the financial product.

**#2 Other** includes the remaining investments of the financial product which are neither aligned with the environmental or social characteristics, nor are qualified as sustainable investments.

The category **#1 Aligned with E/S characteristics** covers:

- The sub-category **#1B Other E/S characteristics** covers investments aligned with the environmental or social characteristics that do not qualify as sustainable investments.

The planned minimum proportion of investments used to meet the environmental or social characteristics promoted by this Subfund (category #1 above) is 50% of its total net assets.

**How does the use of derivatives attain the environmental or social characteristics promoted by the financial product?**

Derivatives are not used to attain the environmental or social characteristics of the Subfund. However, they may be used as efficient portfolio management tools, for cash management, for hedging purposes, or as an additional source of return.



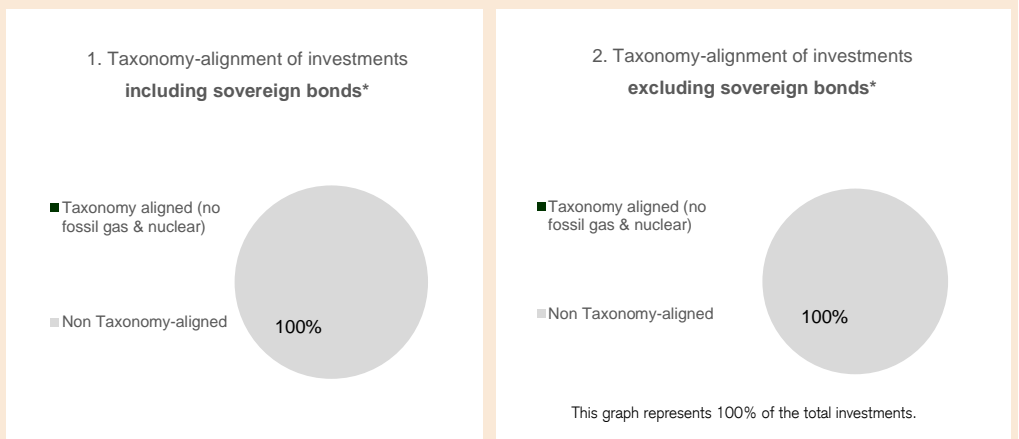
**To what minimum extent are sustainable investments with an environmental objective aligned with the EU Taxonomy?**

0%. This Subfund does not commit to make EU Taxonomy aligned investments. However, certain investments made by the Subfund may be aligned with the EU Taxonomy.

*Does the financial product invest in fossil gas and/or nuclear energy related activities that comply with the EU Taxonomy<sup>1</sup>?*

- Yes:
- In fossil gas
  - In nuclear energy
- No

*The two graphs below show in green the minimum percentage of investments that are aligned with the EU Taxonomy. As there is no appropriate methodology to determine the Taxonomy-alignment of sovereign bonds\*, the first graph shows the Taxonomy alignment in relation to all the investments of the financial product including sovereign bonds, while the second graph shows the Taxonomy alignment only in relation to the investments of the financial product other than sovereign bonds.*




\*For the purpose of these graphs, 'sovereign bonds' consist of all sovereign exposures

**What is the minimum share of investments in transitional and enabling activities?**

<sup>1</sup> Fossil gas and/or nuclear related activities will only comply with the EU Taxonomy where they contribute to limiting climate change ("climate change mitigation") and do not significantly harm any EU Taxonomy objective - see explanatory note in the left hand margin. The full criteria for fossil gas and nuclear energy economic activities that comply with the EU Taxonomy are laid down in Commission Delegated Regulation (EU) 2022/1214.

**Enabling activities** directly enable other activities to make a substantial contribution to an environmental objective. **Transitional activities** are activities for which low-carbon alternatives are not yet available and among others have greenhouse gas emission levels corresponding to the best performance.



 are environmentally sustainable investments **that do not take into account the criteria** for environmentally sustainable economic activities under the EU Taxonomy.



**Reference benchmarks** are indexes to measure whether the financial product attains the sustainable investment objective.



Not applicable

**What is the minimum share of sustainable investments with an environmental objective that are not aligned with the EU Taxonomy?**

Not applicable

**What is the minimum share of socially sustainable investments?**

Not applicable

**What investments are included under “#2 Other”, what is their purpose and are there any minimum environmental or social safeguards?**

Investments such as cash, derivatives and structured product may fall under “#2 Other” since such instruments do not contribute to the E/S characteristics of this Subfund. Such investments do not have minimum environmental or social safeguards.

Investments may furthermore fall under “#2 Other” if insufficient ESG-related information is available. This applies in particular to asset classes for which ESG Factors are insufficiently defined at present or not sufficient ESG related information is available. Where possible, minimum environmental or social safeguards apply to the underlying securities by ensuring that CSAM ESG Exclusions are adhered to.

**Is a specific index designated as a reference benchmark to determine whether this financial product is aligned with the environmental and/or social characteristics that it promotes?**

The Subfund does not use a reference benchmark for the purpose of attaining the environmental and/or social characteristics.

**How is the reference benchmark continuously aligned with each of the environmental or social characteristics promoted by the financial product?**

Not applicable

**How is the alignment of the investment strategy with the methodology of the index ensured on a continuous basis?**

Not applicable

**How does the designated index differ from a relevant broad market index?**

Not applicable

**Where can the methodology used for the calculation of the designated index be found?**

Not applicable



**Where can I find more product specific information online?**

More product-specific information can be found on the website: [www.credit-suisse.com/fundsearch](http://www.credit-suisse.com/fundsearch)  
Additionally, more information about the CSAM Sustainable Investing Policy can be found in Chapter 4 “Investment Policy” of the Prospectus or online at: [www.credit-suisse.com/esg](http://www.credit-suisse.com/esg).



**Pre-contractual disclosure for the financial products referred to in Article 8, paragraphs 1, 2 and 2a, of Regulation (EU) 2019/2088 and Article 6, first paragraph, of Regulation (EU) 2020/852**Product Name:  
Credit Suisse (Lux) Systematic Index Fund Growth CHFLegal Entity Identifier:  
5299006YX9UBOXXFQY69**Environmental and/or social characteristics****Sustainable investment**

means an investment in an economic activity that contributes to an environmental or social objective, provided that the investment does not significantly harm any environmental or social objective and that the investee companies follow good governance practices.

The **EU Taxonomy** is a classification system laid down in Regulation (EU) 2020/852, establishing a list of **environmentally sustainable economic activities**. That Regulation does not include a list of socially sustainable economic activities. Sustainable investments with an environmental objective might be aligned with the Taxonomy or not.

**Does this financial product have a sustainable investment objective?** Yes No

<input type="checkbox"/> It will make a minimum of <b>sustainable investments with an environmental objective</b> : ____ %	<input type="checkbox"/> It <b>promotes Environmental/Social (E/S) characteristics</b> and while it does not have as its objective a sustainable investment, it will have a minimum proportion of ____ % of sustainable investments
<input type="checkbox"/> in economic activities that qualify as environmentally sustainable under the EU Taxonomy	<input type="checkbox"/> with an environmental objective in economic activities that qualify as environmentally sustainable under the EU Taxonomy
<input type="checkbox"/> in economic activities that do not qualify as environmentally sustainable under the EU Taxonomy	<input type="checkbox"/> with an environmental objective in economic activities that do not qualify as environmentally sustainable under the EU Taxonomy
<input type="checkbox"/> It will make a minimum of <b>sustainable investments with a social objective</b> : ____ %	<input type="checkbox"/> with a social objective
	<input checked="" type="checkbox"/> It promotes E/S characteristics, but <b>will not make any sustainable investments</b>

**What environmental and/or social characteristics are promoted by this financial product?**

This Subfund has an indirect investment policy consisting of investments in index-linked investment instruments (over 50%) and investment funds (collectively, "Target Funds").

This Subfund promotes the following environmental and social characteristics:

- 1- ESG approach for investments in Target Funds:
  - promotes for fund investments a majority of Target Funds that demonstrate an "ESG Integration", "Sustainable Thematic", or "Impact Investing" approach according to the proprietary classification system described in the Credit Suisse Sustainable Investment Framework
- 2- ESG Exclusion criteria for investments in Credit Suisse sponsored Target Funds that apply the Credit Suisse Asset Management Sustainable Investing Policy ("CS ESG Target Funds"):
  - promotes to invest into companies that comply with international treaties on controversial weapons (Norms-based Exclusions on direct investments)
  - promotes not to invest into companies that derive more than 5% of their revenue from conventional weapons and firearms, tobacco production, gambling, or adult entertainment (Value-based Exclusions on direct investments)
  - promotes not to invest into companies that derive more than 20% of their revenue from tobacco distribution, conventional weapons support systems or coal (coal mining and coal-based electricity generation) (Values-based Exclusions on direct investments)
  - promotes adherence to, and conducting business activities in accordance with, international norms such as the "United Nations Global Compact Principles" (UNGC) (Business-conduct Exclusions on direct investments)
- 3- Active Ownership for investments in CS ESG Target Funds:
  - promotes contribution to sustainable practices through proxy voting and engagement under the CSAM's centralized engagement approach at the level of the relevant CS ESG Target Funds, in line with CSAM's fiduciary duty (Active Ownership).

It does not use a reference benchmark for the purpose of attaining the environmental and/or social characteristics.

Please find further information on ESG Integration, ESG Exclusions and Active Ownership below in the question "What investment strategy does this financial product follow?" and online at [www.credit-suisse.com/esg](http://www.credit-suisse.com/esg).

**Sustainability indicators**

measure how the sustainable objectives of this financial product are attained.

**What sustainability indicators are used to measure the attainment of the sustainable investment objective of this financial product?**

The Subfund uses the following sustainability indicator for investments in Target Funds (CS ESG Target Funds and third-party managed funds):

- ESG Classification of Target Funds

**What are the objectives of the sustainable investments that the financial product partially intends to make and how does the sustainable investment contribute to such objectives?**

Not applicable

**Principal adverse** impacts are the most significant negative impacts of investment decisions on sustainability factors relating to environmental, social and employee matters, respect for human rights, anti-corruption and anti-bribery matters.

### How do the sustainable investments that the financial product partially intends to make, not cause significant harm to any environmental or social sustainable investment objective?

Not applicable

*How have the indicators for adverse impacts on sustainability factors been taken into account?*

Not applicable

*How are the sustainable investments aligned with the OECD Guidelines for Multinational Enterprises and the UN Guiding Principles on Business and Human Rights*

Not applicable

*The EU Taxonomy sets out a “do not significant harm” principle by which Taxonomy-aligned investments should not significantly harm EU Taxonomy objectives and is accompanied by specific EU criteria.*

*The “do no significant harm” principle applies only to those investments underlying the financial product that take into account the EU criteria for environmentally sustainable economic activities. The investments underlying the remaining portion of this financial product do not take into account the EU criteria for environmentally sustainable economic activities.*

*Any other sustainable investments must also not significantly harm any environmental or social objectives.*



### Does this financial product consider principal adverse impacts on sustainability factors?

Yes

No

**The investment strategy** guides investment decisions based on factors such as investment objectives and risk tolerance.



### What investment strategy does this financial product follow?

The Subfund invests worldwide (including Emerging Market Countries) primarily in a broadly diversified portfolio of Target Funds, including exchange traded funds, structured products and derivatives, and all the investment instruments qualifying as transferrable securities.

To attain the environmental or social characteristics promoted by this Subfund, this Subfund considers the ESG Classification of Target Funds as follows: a majority of Target Funds that demonstrate an “ESG Integration”, “Sustainable Thematic”, or “Impact Investing” approach according to the proprietary classification system described in the Credit Suisse Sustainable Investment Framework available online at: [www.credit-suisse.com/esg](http://www.credit-suisse.com/esg).

### What are the binding elements of the investment strategy used to select the investments to attain each of the environmental or social characteristics promoted by this financial product?

The binding elements are:

- 1- For investments in CS ESG Target Funds:
  - Application of Norms-, Values- and Business Conduct Exclusions at the level of the CS ESG Target Funds as follows:
    - Exclusion of companies that are in breach of international treaties on controversial weapons (Norms-based Exclusions on direct investments)
    - Exclusion of companies that derive more than 5% of their revenue from conventional weapons and firearms, tobacco production, gambling, or adult entertainment (Value-based Exclusions on direct investments)
    - Exclusion of companies that derive more than 20% of their revenue from tobacco distribution, conventional weapons support systems or coal (coal mining and coal-based electricity generation) (Values-based Exclusions on direct investments)
    - Exclusion of companies that conduct business activities in breach of, international norms such as the “United Nations Global Compact Principles” (UNGC) (Business-conduct Exclusions on direct investments)
- 2- For investments in Target Funds:
  - Integrate ESG Factors into the investment decision process without compromising diversification and risk management. This includes investing a majority of fund investments into Target Funds that demonstrate an “ESG Integration”, “Sustainable Thematic”, or “Impact Investing” approach according to the proprietary classification system described in the Credit Suisse Sustainable Investment Framework.
  - Meeting the minimum proportions for investments which are E/S aligned Investments

**Good governance** practices include sound management structures, employee relations, remuneration of staff and tax compliance.

### What is the committed minimum rate to reduce the scope of the investments considered prior to the application of that investment strategy?

This Subfund does not have a commitment to reduce the scope of investments by a minimum rate.

### What is the policy to assess good governance practices of the investee companies?

Good governance practice is assessed on the target investment fund level. The Subfund only invests into target investment funds that are authorized according to Directive 2009/65/EC (“UCITS”) (or a regulation considered

**Asset allocation** describes the share of investments in specific assets.

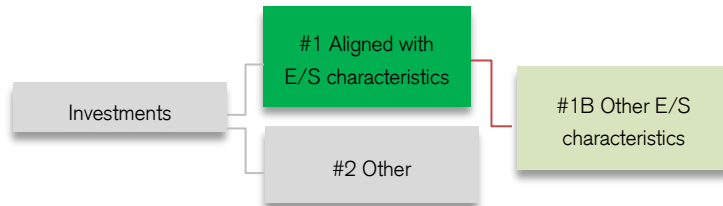


**Taxonomy-aligned activities** are expressed as a share of:

- **turnover** reflecting the share of revenue from green activities of investee companies
- **capital expenditure** (CapEx) showing the green investments made by investee companies, e.g. for a transition to a green economy.
- **operational expenditure** (OpEx) reflecting green operational activities of investee companies.

equivalent), this means the target investment funds are governed by sound management structures and processes, which are supervised and audited regularly.

**What is the asset allocation planned for this financial product?**



**#1 Aligned with E/S characteristics** includes the investments of the financial product used to attain the environmental or social characteristics promoted by the financial product.

**#2 Other** includes the remaining investments of the financial product which are neither aligned with the environmental or social characteristics, nor are qualified as sustainable investments.

The category **#1 Aligned with E/S characteristics** covers:

- The sub-category **#1B Other E/S characteristics** covers investments aligned with the environmental or social characteristics that do not qualify as sustainable investments.

The planned minimum proportion of investments used to meet the environmental or social characteristics promoted by this Subfund (category #1 above) is 50% of its total net assets.

**How does the use of derivatives attain the environmental or social characteristics promoted by the financial product?**

Derivatives are not used to attain the environmental or social characteristics of the Subfund. However, they may be used as efficient portfolio management tools, for cash management, for hedging purposes, or as an additional source of return.



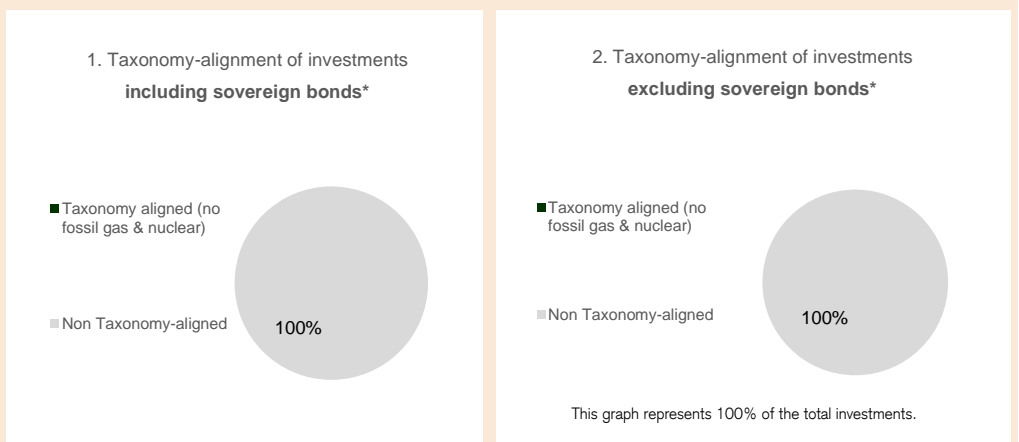
**To what minimum extent are sustainable investments with an environmental objective aligned with the EU Taxonomy?**

0%. This Subfund does not commit to make EU Taxonomy aligned investments. However, certain investments made by the Subfund may be aligned with the EU Taxonomy.

*Does the financial product invest in fossil gas and/or nuclear energy related activities that comply with the EU Taxonomy<sup>1</sup>?*

- Yes:
- In fossil gas
  - In nuclear energy
- No

*The two graphs below show in green the minimum percentage of investments that are aligned with the EU Taxonomy. As there is no appropriate methodology to determine the Taxonomy-alignment of sovereign bonds\*, the first graph shows the Taxonomy alignment in relation to all the investments of the financial product including sovereign bonds, while the second graph shows the Taxonomy alignment only in relation to the investments of the financial product other than sovereign bonds.*




*\*For the purpose of these graphs, 'sovereign bonds' consist of all sovereign exposures*

**What is the minimum share of investments in transitional and enabling activities?**

<sup>1</sup> Fossil gas and/or nuclear related activities will only comply with the EU Taxonomy where they contribute to limiting climate change ("climate change mitigation") and do not significantly harm any EU Taxonomy objective - see explanatory note in the left hand margin. The full criteria for fossil gas and nuclear energy economic activities that comply with the EU Taxonomy are laid down in Commission Delegated Regulation (EU) 2022/1214.

**Enabling activities** directly enable other activities to make a substantial contribution to an environmental objective. **Transitional activities** are activities for which low-carbon alternatives are not yet available and among others have greenhouse gas emission levels corresponding to the best performance.



 are environmentally sustainable investments **that do not take into account the criteria** for environmentally sustainable economic activities under the EU Taxonomy.



**Reference benchmarks** are indexes to measure whether the financial product attains the sustainable investment objective.



Not applicable

**What is the minimum share of sustainable investments with an environmental objective that are not aligned with the EU Taxonomy?**

Not applicable

**What is the minimum share of socially sustainable investments?**

Not applicable

**What investments are included under “#2 Other”, what is their purpose and are there any minimum environmental or social safeguards?**

Investments such as cash, derivatives and structured product may fall under “#2 Other” since such instruments do not contribute to the E/S characteristics of this Subfund. Such investments do not have minimum environmental or social safeguards.

Investments may furthermore fall under “#2 Other” if insufficient ESG-related information is available. This applies in particular to asset classes for which ESG Factors are insufficiently defined at present or not sufficient ESG related information is available. Where possible, minimum environmental or social safeguards apply to the underlying securities by ensuring that CSAM ESG Exclusions are adhered to.

**Is a specific index designated as a reference benchmark to determine whether this financial product is aligned with the environmental and/or social characteristics that it promotes?**

The Subfund does not use a reference benchmark for the purpose of attaining the environmental and/or social characteristics.

**How is the reference benchmark continuously aligned with each of the environmental or social characteristics promoted by the financial product?**

Not applicable

**How is the alignment of the investment strategy with the methodology of the index ensured on a continuous basis?**

Not applicable

**How does the designated index differ from a relevant broad market index?**

Not applicable

**Where can the methodology used for the calculation of the designated index be found?**

Not applicable

**Where can I find more product specific information online?**

More product-specific information can be found on the website: [www.credit-suisse.com/fundsearch](http://www.credit-suisse.com/fundsearch)  
Additionally, more information about the CSAM Sustainable Investing Policy can be found in Chapter 4 “Investment Policy” of the Prospectus or online at: [www.credit-suisse.com/esg](http://www.credit-suisse.com/esg).

**Pre-contractual disclosure for the financial products referred to in Article 8, paragraphs 1, 2 and 2a, of Regulation (EU) 2019/2088 and Article 6, first paragraph, of Regulation (EU) 2020/852**Product Name:  
Credit Suisse (Lux) Systematic Index Fund Yield CHFLegal Entity Identifier:  
529900VZB3DOZ01UN459**Environmental and/or social characteristics****Sustainable investment**

means an investment in an economic activity that contributes to an environmental or social objective, provided that the investment does not significantly harm any environmental or social objective and that the investee companies follow good governance practices.

The **EU Taxonomy** is a classification system laid down in Regulation (EU) 2020/852, establishing a list of **environmentally sustainable economic activities**. That Regulation does not include a list of socially sustainable economic activities. Sustainable investments with an environmental objective might be aligned with the Taxonomy or not.

**Does this financial product have a sustainable investment objective?**●  Yes●  No

<input type="checkbox"/>	It will make a minimum of <b>sustainable investments with an environmental objective</b> : ____ %	<input type="checkbox"/>	It <b>promotes Environmental/Social (E/S) characteristics</b> and while it does not have as its objective a sustainable investment, it will have a minimum proportion of ____ % of sustainable investments
<input type="checkbox"/>	<input type="checkbox"/> in economic activities that qualify as environmentally sustainable under the EU Taxonomy	<input type="checkbox"/>	<input type="checkbox"/> with an environmental objective in economic activities that qualify as environmentally sustainable under the EU Taxonomy
<input type="checkbox"/>	<input type="checkbox"/> in economic activities that do not qualify as environmentally sustainable under the EU Taxonomy	<input type="checkbox"/>	<input type="checkbox"/> with an environmental objective in economic activities that do not qualify as environmentally sustainable under the EU Taxonomy
<input type="checkbox"/>	It will make a minimum of <b>sustainable investments with a social objective</b> : ____ %	<input checked="" type="checkbox"/>	It promotes E/S characteristics, but <b>will not make any sustainable investments</b>

**What environmental and/or social characteristics are promoted by this financial product?**

This Subfund has an indirect investment policy consisting of investments in index-linked investment instruments (over 50%) and investment funds (collectively, "Target Funds").

This Subfund promotes the following environmental and social characteristics:

- 1- ESG approach for investments in Target Funds:
  - promotes for fund investments a majority of Target Funds that demonstrate an "ESG Integration", "Sustainable Thematic", or "Impact Investing" approach according to the proprietary classification system described in the Credit Suisse Sustainable Investment Framework
- 2- ESG Exclusion criteria for investments in Credit Suisse sponsored Target Funds that apply the Credit Suisse Asset Management Sustainable Investing Policy ("CS ESG Target Funds"):
  - promotes to invest into companies that comply with international treaties on controversial weapons (Norms-based Exclusions on direct investments)
  - promotes not to invest into companies that derive more than 5% of their revenue from conventional weapons and firearms, tobacco production, gambling, or adult entertainment (Value-based Exclusions on direct investments)
  - promotes not to invest into companies that derive more than 20% of their revenue from tobacco distribution, conventional weapons support systems or coal (coal mining and coal-based electricity generation) (Values-based Exclusions on direct investments)
  - promotes adherence to, and conducting business activities in accordance with, international norms such as the "United Nations Global Compact Principles" (UNGC) (Business-conduct Exclusions on direct investments)
- 3- Active Ownership for investments in CS ESG Target Funds:
  - promotes contribution to sustainable practices through proxy voting and engagement under the CSAM's centralized engagement approach at the level of the relevant CS ESG Target Funds, in line with CSAM's fiduciary duty (Active Ownership).

It does not use a reference benchmark for the purpose of attaining the environmental and/or social characteristics.

Please find further information on ESG Integration, ESG Exclusions and Active Ownership below in the question "What investment strategy does this financial product follow?" and online at [www.credit-suisse.com/esg](http://www.credit-suisse.com/esg).

**Sustainability indicators**

measure how the sustainable objectives of this financial product are attained.

**What sustainability indicators are used to measure the attainment of the sustainable investment objective of this financial product?**

The Subfund uses the following sustainability indicator for investments in Target Funds (CS ESG Target Funds and third-party managed funds):

- ESG Classification of Target Funds

**What are the objectives of the sustainable investments that the financial product partially intends to make and how does the sustainable investment contribute to such objectives?**

Not applicable

**Principal adverse** impacts are the most significant negative impacts of investment decisions on sustainability factors relating to environmental, social and employee matters, respect for human rights, anti-corruption and anti-bribery matters.

### How do the sustainable investments that the financial product partially intends to make, not cause significant harm to any environmental or social sustainable investment objective?

Not applicable

*How have the indicators for adverse impacts on sustainability factors been taken into account?*

Not applicable

*How are the sustainable investments aligned with the OECD Guidelines for Multinational Enterprises and the UN Guiding Principles on Business and Human Rights*

Not applicable

*The EU Taxonomy sets out a “do not significant harm” principle by which Taxonomy-aligned investments should not significantly harm EU Taxonomy objectives and is accompanied by specific EU criteria.*

*The “do no significant harm” principle applies only to those investments underlying the financial product that take into account the EU criteria for environmentally sustainable economic activities. The investments underlying the remaining portion of this financial product do not take into account the EU criteria for environmentally sustainable economic activities.*

*Any other sustainable investments must also not significantly harm any environmental or social objectives.*



### Does this financial product consider principal adverse impacts on sustainability factors?

Yes

No

**The investment strategy** guides investment decisions based on factors such as investment objectives and risk tolerance.



### What investment strategy does this financial product follow?

The Subfund invests worldwide (including Emerging Market Countries) primarily in a broadly diversified portfolio of Target Funds, including exchange traded funds, structured products and derivatives, and all the investment instruments qualifying as transferrable securities.

To attain the environmental or social characteristics promoted by this Subfund, this Subfund considers the ESG Classification of Target Funds as follows: a majority of Target Funds that demonstrate an “ESG Integration”, “Sustainable Thematic”, or “Impact Investing” approach according to the proprietary classification system described in the Credit Suisse Sustainable Investment Framework available online at: [www.credit-suisse.com/esg](http://www.credit-suisse.com/esg).

### What are the binding elements of the investment strategy used to select the investments to attain each of the environmental or social characteristics promoted by this financial product?

The binding elements are:

- 1- For investments in CS ESG Target Funds:
  - Application of Norms-, Values- and Business Conduct Exclusions at the level of the CS ESG Target Funds as follows:
    - Exclusion of companies that are in breach of international treaties on controversial weapons (Norms-based Exclusions on direct investments)
    - Exclusion of companies that derive more than 5% of their revenue from conventional weapons and firearms, tobacco production, gambling, or adult entertainment (Value-based Exclusions on direct investments)
    - Exclusion of companies that derive more than 20% of their revenue from tobacco distribution, conventional weapons support systems or coal (coal mining and coal-based electricity generation) (Values-based Exclusions on direct investments)
    - Exclusion of companies that conduct business activities in breach of, international norms such as the “United Nations Global Compact Principles” (UNGC) (Business-conduct Exclusions on direct investments)
- 2- For investments in Target Funds:
  - Integrate ESG Factors into the investment decision process without compromising diversification and risk management. This includes investing a majority of fund investments into Target Funds that demonstrate an “ESG Integration”, “Sustainable Thematic”, or “Impact Investing” approach according to the proprietary classification system described in the Credit Suisse Sustainable Investment Framework.
  - Meeting the minimum proportions for investments which are E/S aligned Investments

**Good governance** practices include sound management structures, employee relations, remuneration of staff and tax compliance.

### What is the committed minimum rate to reduce the scope of the investments considered prior to the application of that investment strategy?

This Subfund does not have a commitment to reduce the scope of investments by a minimum rate.

### What is the policy to assess good governance practices of the investee companies?

Good governance practice is assessed on the target investment fund level. The Subfund only invests into target investment funds that are authorized according to Directive 2009/65/EC (“UCITS”) (or a regulation considered

**Asset allocation** describes the share of investments in specific assets.

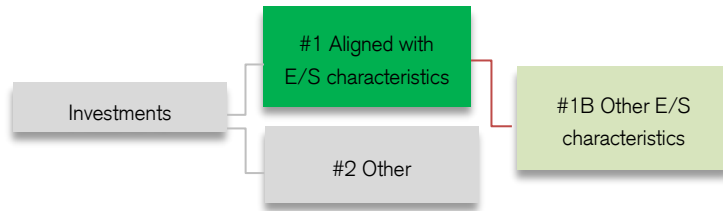


**Taxonomy-aligned activities** are expressed as a share of:

- **turnover** reflecting the share of revenue from green activities of investee companies
- **capital expenditure** (CapEx) showing the green investments made by investee companies, e.g. for a transition to a green economy.
- **operational expenditure** (OpEx) reflecting green operational activities of investee companies.

equivalent), this means the target investment funds are governed by sound management structures and processes, which are supervised and audited regularly.

**What is the asset allocation planned for this financial product?**



**#1 Aligned with E/S characteristics** includes the investments of the financial product used to attain the environmental or social characteristics promoted by the financial product.

**#2 Other** includes the remaining investments of the financial product which are neither aligned with the environmental or social characteristics, nor are qualified as sustainable investments.

The category **#1 Aligned with E/S characteristics** covers:

- The sub-category **#1B Other E/S characteristics** covers investments aligned with the environmental or social characteristics that do not qualify as sustainable investments.

The planned minimum proportion of investments used to meet the environmental or social characteristics promoted by this Subfund (category #1 above) is 50% of its total net assets.

**How does the use of derivatives attain the environmental or social characteristics promoted by the financial product?**

Derivatives are not used to attain the environmental or social characteristics of the Subfund. However, they may be used as efficient portfolio management tools, for cash management, for hedging purposes, or as an additional source of return.



**To what minimum extent are sustainable investments with an environmental objective aligned with the EU Taxonomy?**

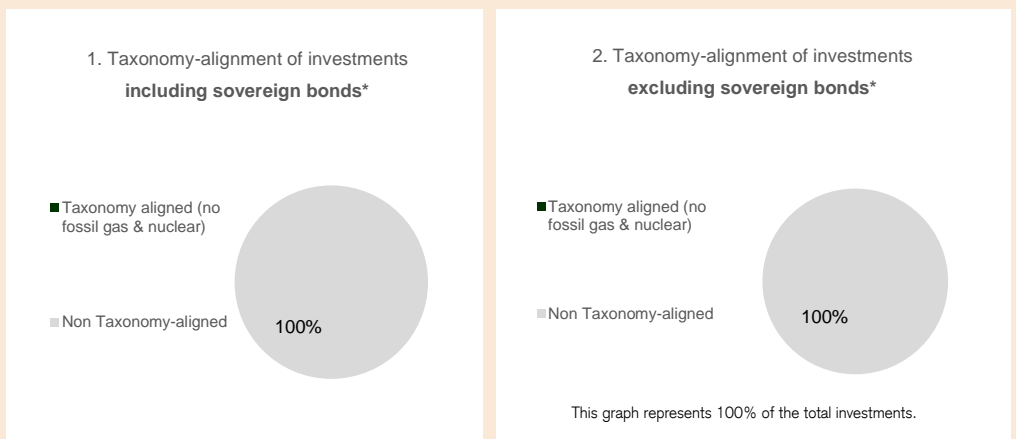
0%. This Subfund does not commit to make EU Taxonomy aligned investments. However, certain investments made by the Subfund may be aligned with the EU Taxonomy.

**Does the financial product invest in fossil gas and/or nuclear energy related activities that comply with the EU Taxonomy?**

- Yes:
- In fossil gas
  - In nuclear energy
- No

**Enabling activities** directly enable other activities to make a substantial contribution to an environmental objective. **Transitional activities** are activities for which low-carbon alternatives are not yet available and among others have greenhouse gas emission levels corresponding to the best performance.

The two graphs below show in green the minimum percentage of investments that are aligned with the EU Taxonomy. As there is no appropriate methodology to determine the Taxonomy-alignment of sovereign bonds\*, the first graph shows the Taxonomy alignment in relation to all the investments of the financial product including sovereign bonds, while the second graph shows the Taxonomy alignment only in relation to the investments of the financial product other than sovereign bonds.



\*For the purpose of these graphs, 'sovereign bonds' consist of all sovereign exposures

**What is the minimum share of investments in transitional and enabling activities?**

<sup>1</sup> Fossil gas and/or nuclear related activities will only comply with the EU Taxonomy where they contribute to limiting climate change ("climate change mitigation") and do not significantly harm any EU Taxonomy objective - see explanatory note in the left hand margin. The full criteria for fossil gas and nuclear energy economic activities that comply with the EU Taxonomy are laid down in Commission Delegated Regulation (EU) 2022/1214.

Not applicable

**What is the minimum share of sustainable investments with an environmental objective that are not aligned with the EU Taxonomy?**

Not applicable

**What is the minimum share of socially sustainable investments?**

Not applicable



are environmentally sustainable investments **that do not take into account the criteria** for environmentally sustainable economic activities under the EU Taxonomy.

**What investments are included under “#2 Other”, what is their purpose and are there any minimum environmental or social safeguards?**

Investments such as cash, derivatives and structured product may fall under “#2 Other” since such instruments do not contribute to the E/S characteristics of this Subfund. Such investments do not have minimum environmental or social safeguards.

Investments may furthermore fall under “#2 Other” if insufficient ESG-related information is available. This applies in particular to asset classes for which ESG Factors are insufficiently defined at present or not sufficient ESG related information is available. Where possible, minimum environmental or social safeguards apply to the underlying securities by ensuring that CSAM ESG Exclusions are adhered to.

**Reference benchmarks**

are indexes to measure whether the financial product attains the sustainable investment objective.

**Is a specific index designated as a reference benchmark to determine whether this financial product is aligned with the environmental and/or social characteristics that it promotes?**

The Subfund does not use a reference benchmark for the purpose of attaining the environmental and/or social characteristics.

**How is the reference benchmark continuously aligned with each of the environmental or social characteristics promoted by the financial product?**

Not applicable

**How is the alignment of the investment strategy with the methodology of the index ensured on a continuous basis?**

Not applicable

**How does the designated index differ from a relevant broad market index?**

Not applicable

**Where can the methodology used for the calculation of the designated index be found?**

Not applicable

**Where can I find more product specific information online?**

More product-specific information can be found on the website: [www.credit-suisse.com/fundsearch](http://www.credit-suisse.com/fundsearch)  
Additionally, more information about the CSAM Sustainable Investing Policy can be found in Chapter 4 “Investment Policy” of the Prospectus or online at: [www.credit-suisse.com/esg](http://www.credit-suisse.com/esg).



**Pre-contractual disclosure for the financial products referred to in Article 8, paragraphs 1, 2 and 2a, of Regulation (EU) 2019/2088 and Article 6, first paragraph, of Regulation (EU) 2020/852**Product Name:  
Credit Suisse (Lux) Thematic Opportunities Equity FundLegal Entity Identifier:  
5493008BTRBH1C6EUB09**Environmental and/or social characteristics****Sustainable investment**

means an investment in an economic activity that contributes to an environmental or social objective, provided that the investment does not significantly harm any environmental or social objective and that the investee companies follow good governance practices.

The **EU Taxonomy** is a classification system laid down in Regulation (EU) 2020/852, establishing a list of **environmentally sustainable economic activities**. That Regulation does not include a list of socially sustainable economic activities. Sustainable investments with an environmental objective might be aligned with the Taxonomy or not.

**Does this financial product have a sustainable investment objective?**●  Yes
 It will make a minimum of **sustainable investments with an environmental objective**: \_\_\_\_ %

 in economic activities that qualify as environmentally sustainable under the EU Taxonomy

 in economic activities that do not qualify as environmentally sustainable under the EU Taxonomy

 It will make a minimum of **sustainable investments with a social objective**: \_\_\_\_ %
●  No
 It **promotes Environmental/Social (E/S) characteristics** and while it does not have as its objective a sustainable investment, it will have a minimum proportion of 5 % of sustainable investments

 with an environmental objective in economic activities that qualify as environmentally sustainable under the EU Taxonomy

 with an environmental objective in economic activities that do not qualify as environmentally sustainable under the EU Taxonomy

 with a social objective

 It promotes E/S characteristics, but **will not make any sustainable investments**
**What environmental and/or social characteristics are promoted by this financial product?**

This Subfund promotes the following environmental and social characteristics:

- promotes to invest into companies that comply with international treaties on controversial weapons (Norms-based Exclusions on direct investments)
- promotes not to invest into companies that derive more than 5% of their revenue from conventional weapons and firearms, tobacco production, gambling, or adult entertainment (Value-based Exclusions on direct investments)
- promotes not to invest into companies that derive more than 20% of their revenue from tobacco distribution, conventional weapons support systems or coal (coal mining and coal-based electricity generation) (Values-based Exclusions on direct investments)
- promotes adherence to, and conducting business activities in accordance with, international norms such as the "United Nations Global Compact Principles" (UNGC) (Business-conduct Exclusions on direct investments)
- promotes higher exposure to investments that have better ESG profile and fewer ESG controversies over their investment cycle (ESG Integration)
- promotes contribution to sustainable practices through proxy voting and the inclusion of the Subfund's investments into CSAM's centralized engagement approach, in line with CSAM's fiduciary duty (Active Ownership)

It does not use a reference benchmark for the purpose of attaining the environmental and/or social characteristics. Please find further information on ESG Integration, ESG Exclusions and Active Ownership below in the question "What investment strategy does this financial product follow?" and online at [www.credit-suisse.com/esg](http://www.credit-suisse.com/esg).

**What sustainability indicators are used to measure the attainment of the sustainable investment objective of this financial product?**

The Subfund uses the following sustainability indicators:

- ESG Rating
- Environmental Pillar Score
- Social Pillar Score
- Governance Pillar Score
- ESG Controversies Flag
- Adherence to CSAM ESG Exclusions

**What are the objectives of the sustainable investments that the financial product partially intends to make and how does the sustainable investment contribute to such objectives?**

The objectives of the SFDR Sustainable Investments are to contribute to Environmental and/or Social objectives. Sustainable revenue thresholds and climate targets are used to determine to which extent investments contribute to the environmental or social objectives targeted by the Subfunds (e.g. key resource efficiency indicators on the use of energy, renewable energy, raw materials, water, and land, tackling inequality or fostering social cohesion, social integration, and labour relations) in accordance with the CS SFDR Sustainable Investment Methodology. It defines the criteria that CSAM

**Sustainability indicators** measure how the sustainable objectives of this financial product are attained.

uses to determine if an investment is a sustainable investment, considering E/S contribution, DNSH and good governance.

**Principal adverse** impacts are the most significant negative impacts of investment decisions on sustainability factors relating to environmental, social and employee matters, respect for human rights, anti-corruption and anti-bribery matters.

### How do the sustainable investments that the financial product partially intends to make, not cause significant harm to any environmental or social sustainable investment objective?

CSAM considers the indicators for principal adverse impacts on sustainability factors (PAI Indicators) and further indicators from its exclusion framework to assess whether sustainable investments would cause significant harm to any environmental or social investment objective. For this purpose, CSAM has defined a set of criteria and thresholds that sustainable investments need to meet. The Investment Manager applies a monitoring tool to ensure that Sustainable Investments adhere to the "Do No Significant Harm" principle.

#### How have the indicators for adverse impacts on sustainability factors been taken into account?

PAI Indicators are taken into account as part of the CS SFDR Sustainable Investment Methodology applied by CSAM to identify investments which qualify as SFDR Sustainable Investments. CSAM has defined a set of criteria and thresholds to determine if an investment passes the DNSH condition. The Investment Manager applies a monitoring tool to ensure that Sustainable Investments adhere to the DNSH condition.

#### How are the sustainable investments aligned with the OECD Guidelines for Multinational Enterprises and the UN Guiding Principles on Business and Human Rights

The alignment of Sustainable investments with the 'OECD Guidelines for Multinational Enterprises' and the 'UN Guiding Principles on Business and Human Rights' is assessed through the CS business conduct framework as part of the CS ESG Exclusion framework. Companies that exhibit severe weaknesses in business conduct, particularly with regard to breaches of the 'United Nations Global Compact Principles' (UNGC) and companies placed on the watchlist, but with no immediate exclusion, are flagged to not be considered SFDR Sustainable Investments due to DNSH.

*The EU Taxonomy sets out a "do not significant harm" principle by which Taxonomy-aligned investments should not significantly harm EU Taxonomy objectives and is accompanied by specific EU criteria.*

*The "do no significant harm" principle applies only to those investments underlying the financial product that take into account the EU criteria for environmentally sustainable economic activities. The investments underlying the remaining portion of this financial product do not take into account the EU criteria for environmentally sustainable economic activities.*

*Any other sustainable investments must also not significantly harm any environmental or social objectives.*



### Does this financial product consider principal adverse impacts on sustainability factors?

Yes

Principal adverse impacts on sustainability factors, as defined by SFDR, are considered by this Subfund through the application of the CSAM PAI Framework.

The CSAM PAI Framework makes use of a combination of approaches to consider the PAI Indicators according to SFDR RTS Annex 1, Table 1. PAI Indicators are considered by means of pre-trade investment restrictions, post-trade activities and portfolio exposure monitoring. The applicability of these means depends on the nature of the indicator, as well as on the specific context of the investment that is causing the adverse impact. The degree and the way the PAI Indicators are considered, depend on various factors, such as on the type of investment fund or strategy, asset class, and availability of reliable data.

Information on principal adverse impacts on sustainability of this Subfund will be available in annual reports published after January 1, 2023.

No

**The investment strategy** guides investment decisions based on factors such as investment objectives and risk tolerance.



### What investment strategy does this financial product follow?

At least two-thirds of this Subfund's total net assets are invested worldwide (including emerging markets) in equities and equity-type securities and rights (American depository receipts [ADRs], global depository receipts, profit-sharing certificates, participation certificates, dividend rights certificates, etc.) issued by companies which may benefit from long-term secular themes expected to lead to over-average growth in the future such as, but not limited to, digitalization, safety and security, automation, changing demographics, infrastructure or environmental matters. The investment manager will actively manage the allocation to different themes depending on his out/underperformance expectations from the stocks qualifying in each theme.

To attain the environmental or social characteristics promoted by this Subfund, this Subfund applies ESG Exclusions, ESG Integration and Active Ownership as described in the Credit Suisse Asset Management Sustainable Investing Policy explained in Chapter 4 "Investment Policy" of the Prospectus.

The ESG Integration process for this Subfund follows the following steps:

- **Identification of material ESG Factors**

First, the Investment Manager uses materiality frameworks to identify those ESG Factors that are relevant to the investment strategy. Materiality frameworks are concepts that help to identify sustainability-related issues and opportunities that are likely to affect the financial condition or operating performance of companies within an industry. Material factors are furthermore assessed based on the Subfund's sector and geographical exposure. Second, the Investment Manager prioritizes the material factors that are most relevant to the subsequent

investment decisions based on the portfolio's current market exposure. Materiality of ESG Factors and ESG Factors included in the investment process may change over time.

- **ESG security analysis**

Based on the identified material ESG Factors, the Investment Manager performs security research across the Subfund's investment universe. The Investment Manager makes use of ESG ratings from third-party service providers and may combine them with CSAM's proprietary analyses and information. These may include ESG-related news, ESG ratings and scores, ESG-related controversies, and ESG trends. The ESG data are fully integrated in the portfolio management software. The CSAM sustainable investing team may offer additional support, where needed, and advise on access to other ESG data providers. The outcome of the ESG analysis of individual securities, combined with financial research, permits the Investment Managers to make ESG-adjusted risk/return assessments. This enables the Investment Manager to compare securities on an ESG-adjusted basis and to evaluate whether to keep certain securities in the portfolio or to sell them during the security selection and portfolio implementation stage. The ESG security analysis is updated periodically.

- **Security selection and portfolio implementation**

Based on the identified material ESG Factors and the ESG-adjusted security analysis, the Investment Managers constructs a portfolio in accordance with the Subfund's investment process and principles. The ESG-adjusted security analysis combined with portfolio construction considerations is used to determine appropriate portfolio weights that reflect the ESG-adjusted risk/return profile of the analyzed securities. The research process might make use of dedicated ESG questionnaires with potential follow-up meetings with investee companies in case incomplete data is available from third-party ESG data providers.

- **Portfolio monitoring**

The Investment Manager monitors the ESG Factors periodically to detect significant changes in the ESG Factors of the underlying securities. They regularly reassess the portfolio, taking into consideration financial and ESG metrics, and consequently decide whether to increase or decrease positions in the portfolio.

- **Engagement**

CSAM has a centralized engagement approach carried out by the CSAM Active Ownership team as described in Chapter 4, "Investment Policy". In addition, the Investment Manager may engage directly with companies individually in the event of serious ESG-related concerns.

### What are the binding elements of the investment strategy used to select the investments to attain each of the environmental or social characteristics promoted by this financial product?

The binding elements are:

- Application of Norms-, Values- and Business Conduct Exclusions
  - Exclusion of companies that are in breach of international treaties on controversial weapons (Norms-based Exclusions on direct investments)
  - Exclusion of companies that derive more than 5% of their revenue from conventional weapons and firearms, tobacco production, gambling, or adult entertainment (Value-based Exclusions on direct investments)
  - Exclusion of companies that derive more than 20% of their revenue from tobacco distribution, conventional weapons support systems or coal (coal mining and coal-based electricity generation) (Values-based Exclusions on direct investments)
  - Exclusion of companies that conduct business activities in breach of, international norms such as the "United Nations Global Compact Principles" (UNGC) (Business-conduct Exclusions on direct investments)
- Integrate ESG Factors into the investment decision process without compromising diversification and risk management. This includes:
  - For direct equity investments systematic consideration of the investment's ESG profile as measured for example by the ESG rating, Pillar Scores and ESG controversies. More information on the ESG rating, Pillar Scores and ESG controversies is available online at [www.credit-suisse.com/esg](http://www.credit-suisse.com/esg) (section "Sustainability Indicators").
- Performing proxy voting in accordance with the CSAM criteria and materiality thresholds defined in the Proxy Voting Approach and Policy Summary available online at [www.credit-suisse.com/esg](http://www.credit-suisse.com/esg) (section "Active Ownership").
- Meeting the minimum proportions for investments which are E/S aligned and SFDR Sustainable Investments

**Good governance** practices include sound management structures, employee relations, remuneration of staff and tax compliance.

### What is the committed minimum rate to reduce the scope of the investments considered prior to the application of that investment strategy?

This Subfund does not have a commitment to reduce the scope of investments by a minimum rate.

### What is the policy to assess good governance practices of the investee companies?

The methodology to assess and ensure good governance of investments, includes the following:

- Business-conduct Exclusions: Companies found to (1) systematically violate international norms, (2) where the breaches are particularly severe, or (3) where management is not open to implementing the necessary reforms, are put on a watchlist, and may be decided to be excluded from the firm-wide investment universe. Exclusions are considered as a last resort. Instead, engaging with investee companies is supposed to have a higher impact to prevent future breaches. Companies that are able and willing to take action may be subject to a period of engagement in which Credit Suisse aims to agree on targets and timelines for improvement, together with the company.
- Proxy voting: in markets and for investments where CSAM exercises its voting rights, CSAM votes on governance topics such as the independence of the board of directors, remuneration and board incentive systems, in line with its fiduciary duty. CSAM may discuss with investee companies shortcomings and what improvements CSAM expects, based on the CSAM proxy voting framework.

**Asset allocation** describes the share of investments in specific assets.

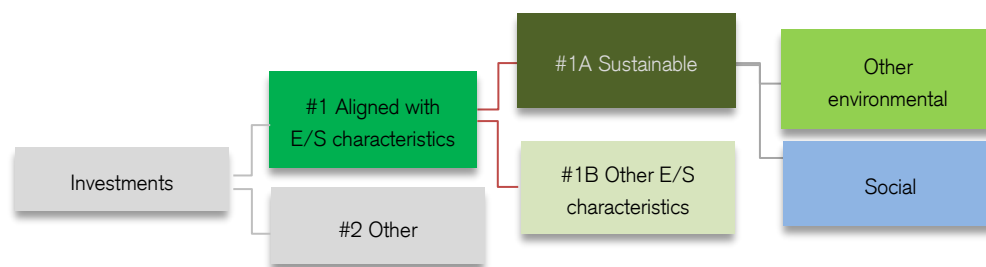


**Taxonomy-aligned activities** are expressed as a share of:

- **turnover** reflecting the share of revenue from green activities of investee companies
- **capital expenditure** (CapEx) showing the green investments made by investee companies, e.g. for a transition to a green economy.
- **operational expenditure** (OpEx) reflecting green operational activities of investee companies.

- ESG Integration: Governance topics may furthermore be assessed by considering ESG rating and/or governance relate data points (e.g., Governance Pillar score) during the investment decision process.

### What is the asset allocation planned for this financial product?



**#1 Aligned with E/S characteristics** includes the investments of the financial product used to attain the environmental or social characteristics promoted by the financial product.

**#2 Other** includes the remaining investments of the financial product which are neither aligned with the environmental or social characteristics, nor are qualified as sustainable investments.

The category **#1 Aligned with E/S characteristics** covers:

- The sub-category **#1A Sustainable** covers sustainable investments with environmental or social objectives
- The sub-category **#1B Other E/S characteristics** covers investments aligned with the environmental or social characteristics that do not qualify as sustainable investments.

The planned minimum proportion of investments used to meet the environmental or social characteristics promoted by this Subfund (category #1 above) is 70% of its total net assets.

Within this category the Subfund aims to hold a minimum proportion of 5% of its total net assets in sustainable investments (category #1A above). Within that category, the Subfund aims to hold a minimum proportion of 1% of its total net assets in sustainable investments with an environmental objective in economic activities that do not qualify as environmentally sustainable under the EU Taxonomy. Although the Subfund commits to having a minimum proportion of its total net assets in sustainable investments with a social objective, the exact minimum proportion of sustainable investments with a social objective cannot be measured for the time being.

For investment in category #1B above ESG Exclusions are applied to ensure minimum environmental or social safeguards.

### How does the use of derivatives attain the environmental or social characteristics promoted by the financial product?

Derivatives are not used to attain the environmental or social characteristics of the Subfund. However, they may be used as efficient portfolio management tools, for cash management, for hedging purposes, or as an additional source of return.



### To what minimum extent are sustainable investments with an environmental objective aligned with the EU Taxonomy?

0%. This Subfund does not commit to make EU Taxonomy aligned investments. However, certain investments made by the Subfund may be aligned with the EU Taxonomy.

*Does the financial product invest in fossil gas and/or nuclear energy related activities that comply with the EU Taxonomy<sup>1</sup>?*

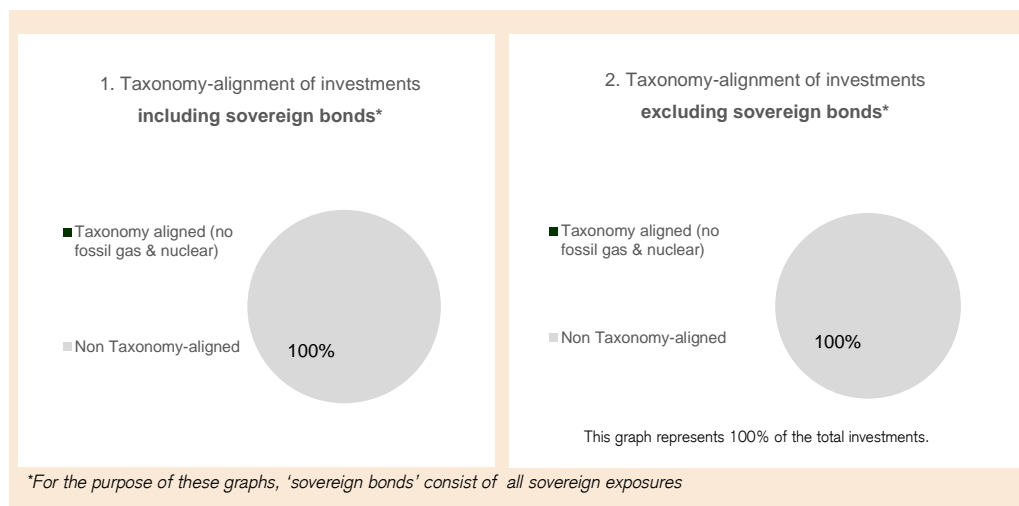
Yes:

- In fossil gas       In nuclear energy

No

*The two graphs below show in green the minimum percentage of investments that are aligned with the EU Taxonomy. As there is no appropriate methodology to determine the Taxonomy-alignment of sovereign bonds\*, the first graph shows the Taxonomy alignment in relation to all the investments of the financial product including sovereign bonds, while the second graph shows the Taxonomy alignment only in relation to the investments of the financial product other than sovereign bonds.*

<sup>1</sup> Fossil gas and/or nuclear related activities will only comply with the EU Taxonomy where they contribute to limiting climate change ("climate change mitigation") and do not significantly harm any EU Taxonomy objective - see explanatory note in the left hand margin. The full criteria for fossil gas and nuclear energy economic activities that comply with the EU Taxonomy are laid down in Commission Delegated Regulation (EU) 2022/1214.



**Enabling activities** directly enable other activities to make a substantial contribution to an environmental objective. **Transitional activities** are activities for which low-carbon alternatives are not yet available and among others have greenhouse gas emission levels corresponding to the best performance.



**What is the minimum share of investments in transitional and enabling activities?**

The minimum share of investments in transitional and enabling activities is 0% considering the subfund does not make sustainable investments with an environmental objective in economic activities that qualify as environmentally sustainable under the EU Taxonomy.

**What is the minimum share of sustainable investments with an environmental objective that are not aligned with the EU Taxonomy?**

The minimum share of sustainable investments with an environmental objective that are not aligned with the EU Taxonomy is 1%



**What is the minimum share of socially sustainable investments?**

Although the Subfund commits to having a minimum proportion of its total net assets in sustainable investments with a social objective, the exact minimum proportion of sustainable investments with a social objective cannot be measured for the time being.



**What investments are included under "#2 Other", what is their purpose and are there any minimum environmental or social safeguards?**

Investments such as cash, derivatives and structured product may fall under "#2 Other" since such instruments do not contribute to the E/S characteristics of this Subfund. Such investments do not have minimum environmental or social safeguards.

Investments may furthermore fall under "#2 Other" if insufficient ESG-related information is available. This applies in particular to asset classes for which ESG Factors are insufficiently defined at present or not sufficient ESG related information is available. Where possible, minimum environmental or social safeguards apply to the underlying securities by ensuring that CSAM ESG Exclusions are adhered to.

are environmentally sustainable investments that do not take into account the criteria for environmentally sustainable economic activities under the EU Taxonomy.

**Reference benchmarks**

are indexes to measure whether the financial product attains the sustainable investment objective.



**Is a specific index designated as a reference benchmark to determine whether this financial product is aligned with the environmental and/or social characteristics that it promotes?**

The Subfund does not use a reference benchmark for the purpose of attaining the environmental and/or social characteristics.

**How is the reference benchmark continuously aligned with each of the environmental or social characteristics promoted by the financial product?**

Not applicable

**How is the alignment of the investment strategy with the methodology of the index ensured on a continuous basis?**

Not applicable

**How does the designated index differ from a relevant broad market index?**

Not applicable

**Where can the methodology used for the calculation of the designated index be found?**

Not applicable

**Where can I find more product specific information online?**



More product-specific information can be found on the website: [www.credit-suisse.com/fundsearch](http://www.credit-suisse.com/fundsearch)  
Additionally, more information about the CSAM Sustainable Investing Policy can be found in Chapter 4 "Investment Policy" of the Prospectus or online at: [www.credit-suisse.com/esg](http://www.credit-suisse.com/esg).  
More information about the CS SFDR Sustainable Investment Methodology can be found in Chapter 4 "Investment Policy" of the Prospectus.

## 25. Information for Investors in Switzerland

### i. General Information

The Representative of the Company in Switzerland is Credit Suisse Funds AG, Uetlibergstrasse 231, Postfach, CH-8070 Zurich.

The Paying Agent in Switzerland is Credit Suisse (Switzerland) Ltd., Paradeplatz 8, CH-8001 Zurich.

Shareholders may obtain the Prospectus, the Key Investor Information Document, copies of the Articles of Incorporation and the latest annual and semi-annual reports free of charge from the Representative in Switzerland.

All notices to Shareholders shall be published at least on the electronic platform "[www.swissfunddata.ch](http://www.swissfunddata.ch)". The issue and the redemption prices or the Net Asset Value together with a footnote "excluding commissions" shall be published on each valuation day on the electronic platform "[www.swissfunddata.ch](http://www.swissfunddata.ch)" as a minimum.

With respect to Shares offered (the term offering also includes advertising such Shares pursuant to art. 127a of the Swiss Collective Investment Schemes Ordinance of 22 November 2006) in Switzerland, the place of performance is at the registered office of the Representative in Switzerland. The place of jurisdiction is at the registered office of the Representative in Switzerland or the domicile of the Shareholder.

### ii. Information in Relation to the Distribution

The Company and its agents may pay retrocessions as remuneration for offering activity in respect of Shares in Switzerland. This remuneration may be deemed payment for the following services in particular:

- Stocking and distribution of marketing and legal documents;
- Forwarding and/or providing the publications required by law as well as other publications;
- Complying to due diligence requirements delegated by the Management Company and pertaining to the Distributor;
- Clarifying and answering specific investor queries regarding the investment product or the provider.

Retrocessions are not deemed to be rebates even if they are ultimately passed on, in full or in part, to the investors.

The disclosure of the receipt of retrocessions is governed by the relevant provisions of the Swiss Financial Services Act of 15 June 2018. In the case of offering activity in Switzerland, the Management Company and its agents may, upon request, pay rebates directly to investors. The purpose of rebates is to reduce the fees or costs incurred by the investor in question. Rebates are permitted provided that

- they are paid from fees received by the Management Company and therefore do not represent an additional charge on the fund assets;
- they are granted on the basis of objective criteria;
- all investors who meet these objective criteria and demand rebates are also granted these within the same timeframe and to the same extent.

The objective criteria for the granting of rebates by the Management Company are as follows:

- the volume subscribed by the investor or the total volume they hold in the collective investment scheme or, where applicable, in the product range of the promoter;
- the amount of the fees generated by the investor;
- the investment behavior shown by the investor (e.g. expected investment period);
- the investor's willingness to provide support in the launch phase of a collective investment scheme.

At the request of the investor, the Management Company must disclose the amounts of such rebates free of charge.

### iii. Possibility of Forwarding the Investment Management Fee

The Investment Manager may, at its sole discretion, forward all or part of its Investment Management Fee to investors or other recipients.



**CS Investment Funds 2**  
5, rue Jean Monnet  
L-2180 Luxembourg  
[www.credit-suisse.com](http://www.credit-suisse.com)