

# Sustainability report

## Swisscanto (LU) Bond Fund Sustainable Global Aggregate

of 30.09.2024

**Benchmark** **Bloomberg Barclays Global Aggregate Index (TR) in CHF**

**Corporate portfolio weight** **62.5%**

**Sovereign portfolio weight** **37.5%**

### Product lines and sustainability approaches

When selecting investments, the product lines and sustainability approaches illustrated below and described in the "Explanations regarding product lines and sustainability approaches" are used.



# Overview

## Swisscanto Sustainability Rating



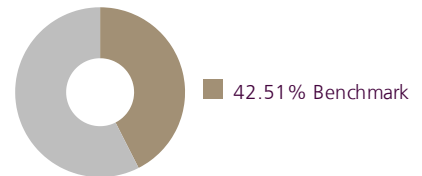
## Stewardship




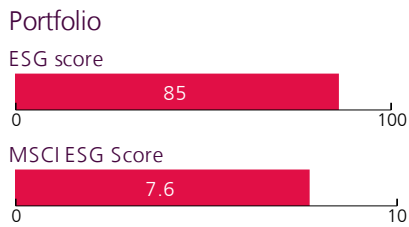
Engagements, % of enterprises



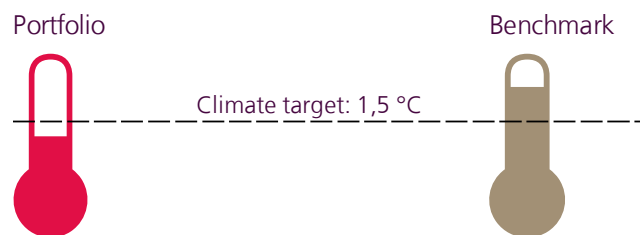
## Controversies



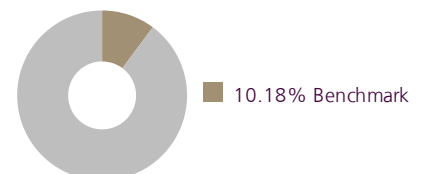
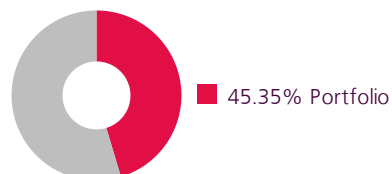
## ESG



## Climate



## SDGs





## Engagement Report

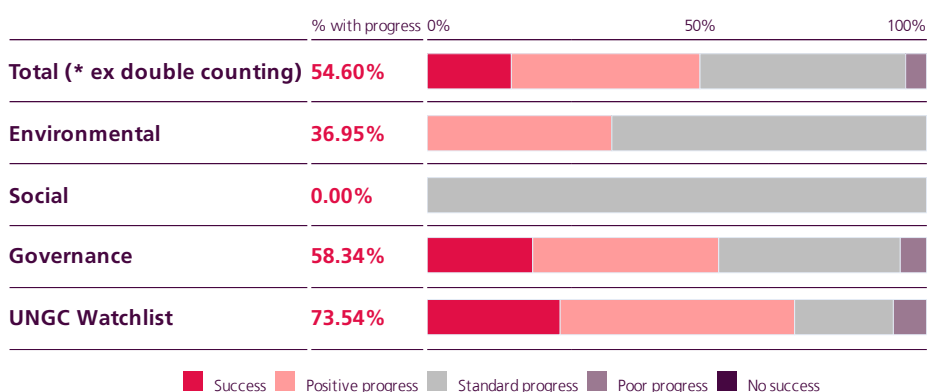
### Engagement overview

Portfolio

	% of corporate portfolio	Number of issuers	Number of activities
<b>Total (* ex double counting)</b>	<b>19.99%</b>	<b>23</b>	<b>30</b>
<b>Environmental</b>	<b>6.34%</b>	<b>7</b>	<b>13</b>
<b>Social</b>	<b>2.87%</b>	<b>4</b>	<b>5</b>
<b>Governance</b>	<b>11.77%</b>	<b>13</b>	<b>15</b>
<b>UNGC watchlist</b>	<b>8.22%</b>	<b>10</b>	<b>12</b>

### Engagement progress

Portfolio



### Largest positions under engagement

Portfolio

Issuer	Portfolio weight	Theme
Barclays PLC	<b>1.84%</b>	<b>Business Ethics</b>
Pfizer Inc.	<b>1.07%</b>	<b>Product Design &amp; Lifecycle Management</b>
ING Groep N.V.	<b>0.96%</b>	<b>Biodiversity and Natural Capital, Climate Change - Sustainable Forests and Finance, GHG Emissions</b>








\*In Switzerland, we conduct the engagements ourselves. Abroad, we have mandated Sustainalytics. The focus is on UN Global Compact principles, climate change, biodiversity, circular economy, and governance. With each company, we can lead engagements on different topics at the same time. At the portfolio level, these engagements are only counted once.

In the case of funds, 100% of corporate investments are included which are held directly or indirectly via Swisscanto funds. In the case of Swisscanto funds of funds, a weighted average of the Swisscanto target funds is shown.









## Exposure to controversies of the «Sustainable» product line

### Corporate

Criteria	Portfolio weight	Benchmark weight	Number of companies in benchmark	Criteria	Portfolio weight	Benchmark weight	Number of companies in benchmark
 <b>Genetic engineering: Release of GMOs</b>	0.00%	0.22%	8	 <b>Nuclear energy</b>	0.00%	1.22%	66
<b>Non-sustainable forestry</b>	0.00%	0.05%	12	<b>Production of military hardware</b>	0.00%	0.53%	38
<b>Uncertified Palm Oil (&lt;50% RSPO)</b>	0.00%	0.05%	11	<b>Production of military hardware (&gt;5% revenue)</b>	0.00%	0.25%	19
<b>Unsustainable fisheries and aquaculture</b>	0.00%	0.00%	1	<b>Production of alcohol (&gt;5% revenue)</b>	0.00%	0.24%	16
 <b>Extraction of fossil fuels</b>	0.00%	3.04%	159	<b>Manufacture of tobacco and smokers' accessories</b>	0.00%	0.21%	13
<b>Operation of fossil-fuel power stations</b>	0.00%	1.34%	106	<b>Exploitative child labour</b>	0.00%	0.18%	6
<b>Manufacture of automobiles and aircraft</b>	0.00%	0.86%	30	<b>Manufacture of weapons and ammunition</b>	0.00%	0.17%	10
<b>Coal reserves</b>	0.00%	0.53%	47	<b>Controversial weapons</b>	0.00%	0.10%	3
<b>Coal reserves (ex. metal production)</b>	0.00%	0.36%	19	<b>Intensive livestock farming</b>	0.00%	0.09%	19
<b>Airlines</b>	0.00%	0.08%	32	<b>UN Global Compact violations</b>	0.00%	0.05%	4
<b>Extraction of coal (&gt;5% revenue)</b>	0.00%	0.06%	4	<b>Gambling (&gt;5% revenue)</b>	0.00%	0.04%	7
<b>Cruise ship operators</b>	0.00%	0.02%	2	<b>Genetic engineering: human medicine</b>	0.00%	0.01%	2
 <b>Decline in biodiversity</b>				 <b>Production of pornography</b>	0.00%	0.00%	0
 <b>Climate change</b>							
 <b>Risk to society and health</b>							

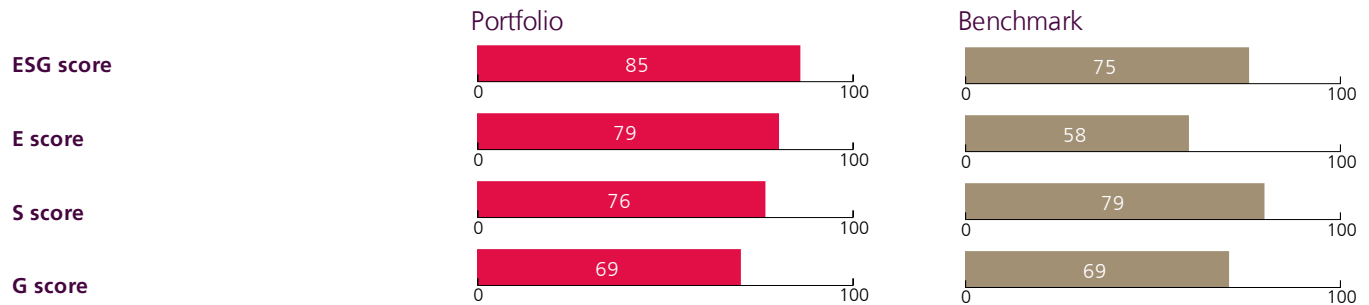


## Exposure to controversies of the «Sustainable» product line Sovereign

Criteria	Portfolio weight	Benchmark weight	Number of companies in benchmark	Criteria	Portfolio weight	Benchmark weight	Number of companies in benchmark
 <b>Convention on Biological Diversity not ratified</b>	0.00%	17.96%	66	 <b>Death penalty</b>	0.00%	34.48%	89
 <b>Paris climate agreement not ratified</b>	0.00%	0.00%	0	<b>Freedom House Index = "Not Free"</b>	0.00%	5.36%	7
 Decline in biodiversity	 Climate change	 Risk to society and health		<b>Expansion of nuclear energy (share &gt;50%)</b>	0.00%	3.03%	3
				<b>High military budget</b>	0.00%	0.27%	2
				<b>Nuclear Non-Proliferation Treaty not ratified</b>	0.00%	0.17%	2

Exposure of the portfolio and the benchmark to the exclusion criteria applicable to the product. If an issuer violates multiple exclusion criteria, it is listed for each violated exclusion criterion. As a result, the reported exposure is usually higher than the net exposure of the portfolio and the benchmark, which is shown on the overview page, due to multiple counting. Exceptions may exist for individual criteria (e.g. for green or sustainability bonds or manufacturers of automobiles with a comprehensive transition strategy), which are accordingly not counted as exposure to the criteria.

## ESG score & subscores



Weighted proprietary ESG, E, S and G scores for the portfolio and the benchmark. All corporate and sovereign positions with a score are included in the calculation. The scores are adjusted by dividing by the sum of the covered values.

## Largest positions in the portfolio

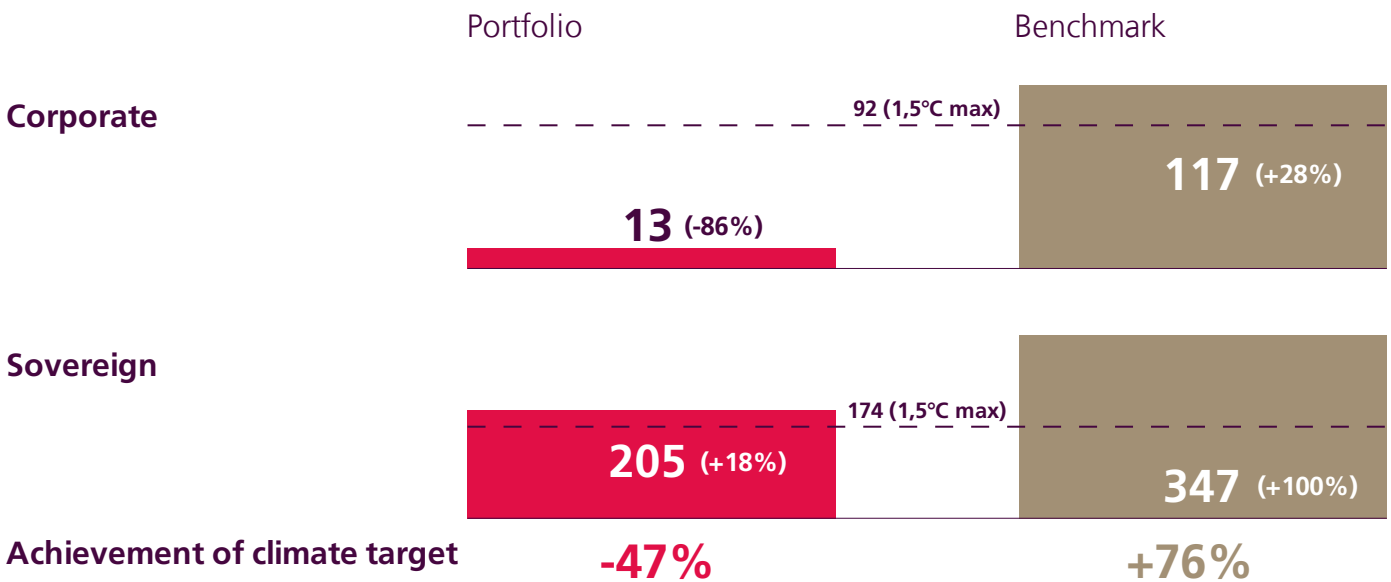
Issuer	ESG score	Portfolio weight	Benchmark weight
International Bank for Reconstruction & Development	77	5.23%	0.24%
KfW	94	4.13%	0.52%
European Investment Bank	95	2.92%	0.52%
Government of Italy	75	2.51%	2.70%
Barclays PLC	77	1.84%	0.09%
Bristol-Myers Squibb Company	70	1.43%	0.06%
International Business Machines Corporation	55	1.40%	0.06%
Government of Spain	81	1.34%	1.75%
Canadian Imperial Bank of Commerce	52	1.28%	0.06%
Bank of Montreal	70	1.19%	0.07%

## ESG laggards

Portfolio weight	Benchmark weight	Number of companies in portfolio	Number of companies in benchmark
0.00%	1.47%	0	307

Exposure of the portfolio and the benchmark to ESG laggards. ESG laggards are companies that perform particularly poorly in terms of the proprietary ESG score in the respective peer group.

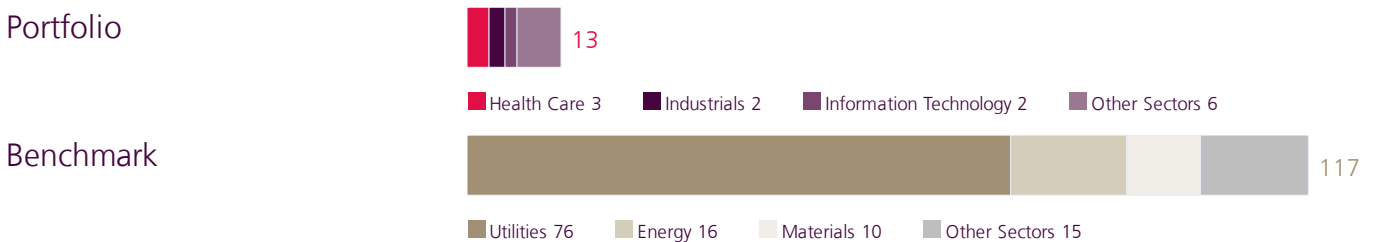
## Achievement of the 1.5 °C target



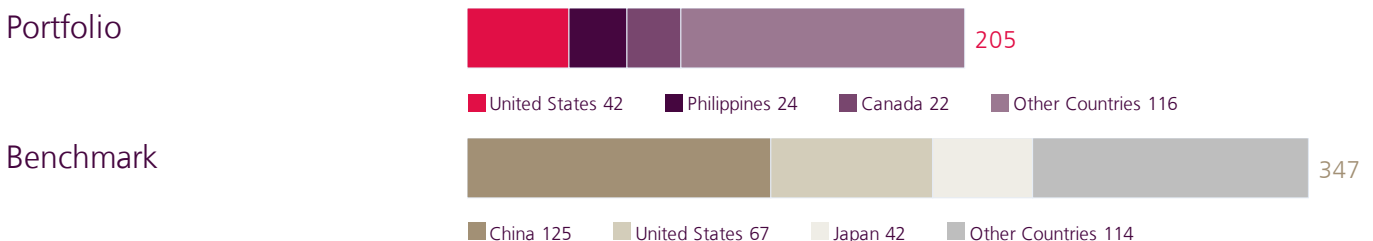
Corporate and sovereign CO<sub>2</sub>e intensity of the portfolio and the benchmark, and their relative deviation (in %) from the CO<sub>2</sub>e reduction path that is in line with the Paris Climate Agreement. If the weighted percentage deviation (corporate and sovereign) is below the target for "Achievement of the target", the climate target is considered to be met. The reduction path by reducing the CO<sub>2</sub>e intensity of the target by 7,5% per year in addition to nominal GDP growth. CO<sub>2</sub>e intensity for corporate is calculated by dividing Scope 1 & 2 greenhouse gas emissions (in tonnes) by revenue (in USD million). CO<sub>2</sub>e intensity for sovereign is calculated by dividing government GHG emissions (in tonnes) by nominal GDP (in USD million). Estimates may be made for missing datapoints.

## Breakdown of CO<sub>2</sub>e intensity

### Corporate by sector

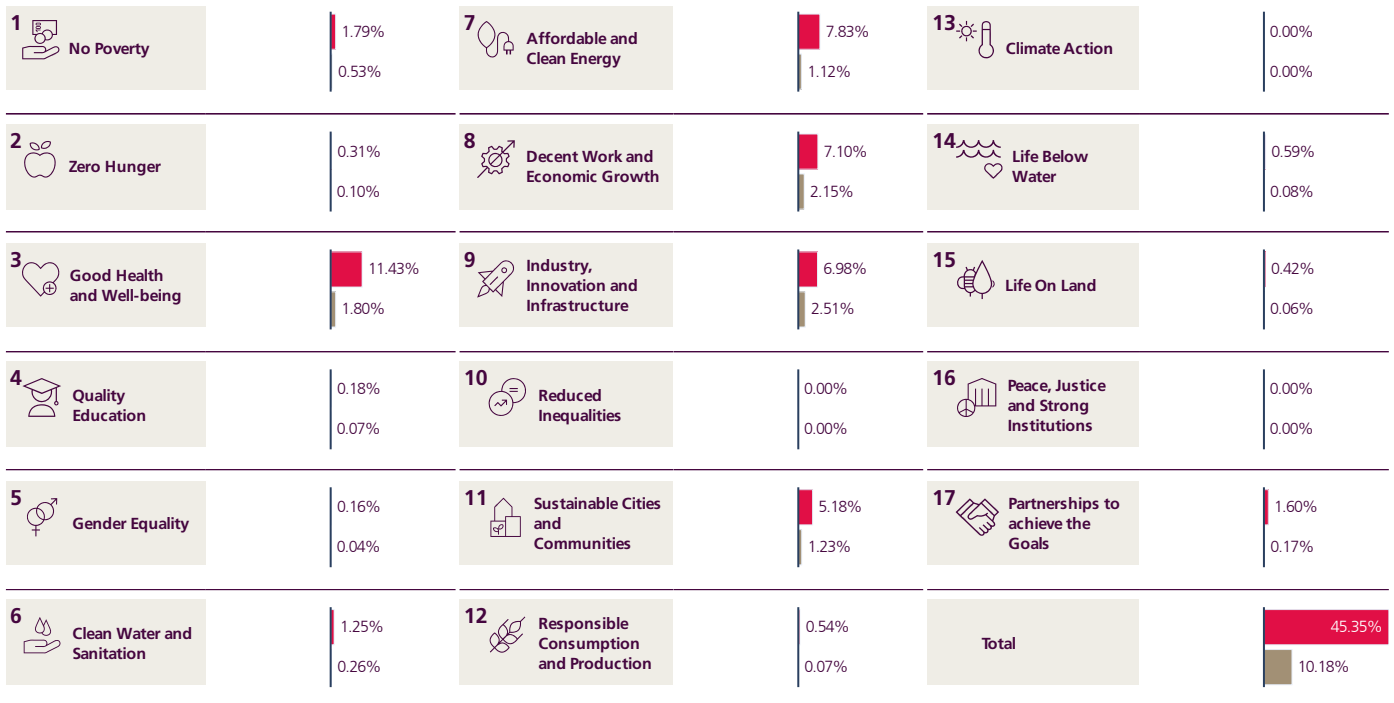


### Sovereign and supranationals by country





## 17 United Nations Sustainable Development Goals (SDGs)



■ Portfolio ■ Benchmark

Sales (in %) of issuers in the portfolio and the benchmark that contribute positively to the achievement of one or more of the 17 UN Sustainable Development Goals (SDGs), weighted by portfolio allocation. If an issuer's product or service contributes to more than one goal, sales are allocated accordingly.

## Largest green, social and sustainability bond positions in the portfolio

Issuer	Position weight (%)
KfW	2.09%
Intesa Sanpaolo S.p.A.	0.85%
Government of Spain	0.76%
LeasePlan Corporation N.V.	0.76%
Cooperatieve Rabobank U.A.	0.69%
Motability Operations Group PLC	0.66%
AIB Group plc	0.66%
Government of Hong Kong Special Administrative Region	0.62%
ING Groep N.V.	0.57%
Remaining green, social and sustainability bonds	10.48%
<b>Total green, social and sustainability bonds</b>	<b>18.12%</b>

Issuers with the largest green, social or sustainability bond positions in the portfolio.



# Explanations

## Sustainability report

The sustainability report creates transparency with regard to the degree of sustainability of the managed fund or asset management portfolio (portfolio).

## Product lines and sustainability approaches

### Product lines

The sustainability product range comprises two product lines in which different sustainability approaches are applied. The "Responsible" product line includes as standard the application of further exclusions, systematic ESG analysis as an integral part of the investment process and a reduction in the CO<sub>2</sub>e intensity of the investments. In addition to the aforementioned approaches, the "Sustainable" product line includes the application of even more extensive exclusions and also invests in SDG leaders or ESG leaders (Sustainable Purpose). The exclusions based on SVVK-ASIR are applied in all product lines (including for assets that are not sustainably managed). These mainly include manufacturers of banned weapons and may also include states in addition to companies.



### Stewardship - Voting / Engagement

As a shareholder, we actively engage in continuous dialogue with the companies management. This takes place in accordance with the engagement guidelines of Zürcher Kantonalbank's asset management. Among other things, companies are required to formulate ambitious greenhouse gas reduction targets, implement them consistently and report on them transparently. Our engagement activities and guidelines are published on <https://www.zkb.ch/en/home/asset-management/sustainability/investment-stewardship.html>. Our voting guidelines are based on Swiss and international corporate governance principles and on the United Nations Principles for Responsible Investment (UN PRI). The threshold for exercising voting rights in our foreign voting markets is CHF 5 million for Swiss domiciled funds and CHF 2 million for Luxemburg domiciled funds per share position. More information on our voting behaviour can be viewed at: <https://www.swisscanto.com/voting>



### Controversies - Exclusions Sustainable

The application of extensive exclusion criteria is an integral part of the asset manager's Sustainable approach. In terms of companies, exclusion criteria - in addition to the exclusions based on SVVK-ASIR - cover the extraction of uranium, natural gas\* or oil\*, the operation of fossil fuel power stations (>5% revenue)\*, the extraction of coal (excluding metal production)\*, coal reserves\*, the manufacture of nuclear reactors\*, the production of weapons and ammunition, military hardware, automobiles\* (justified exceptions possible) and aircraft\*, airlines\* and cruise ship operators\*, the operation of nuclear power plants\*, the release of GMOs\* and human medicine in the field of genetic engineering, non-sustainable fishing\* and fish farming\*, non-sustainable forestry\*, intensive livestock farming, the production of tobacco and smoking goods, the production of alcohol (>5% revenue), the production of pornography, gambling (>5% revenue), exploitative child labour, non-certified palm oil (<50% RSPO) and UN Global Compact violations. In terms of states, extensive exclusion criteria are likewise in addition to possible exclusions based on SVVK-ASIR - states with a low degree of democracy and freedom (classified as "not free" in the Freedom in the World reports published annually by Freedom House Washington, DC) or a high degree of corruption (CPI score <35 according to the Corruption Perceptions Index (CPI) of Transparency International), which apply capital punishment, increase the share of nuclear energy (total share >50%)\*, have a high military budget of >4% of gross domestic product and have not ratified the Paris Climate Agreement\*, the Nuclear Non-Proliferation Treaty (NPT) and/or the Convention on Biological Diversity (CBD)\*. When drawing up the exclusion list, socio-economic risk dimensions such as money laundering and corruption are also taken into account. \*Excluding green and sustainability bonds



### ESG - Systematic ESG integration

The systematic analysis of ESG criteria forms an integral component of the active investment process, with the aim of identifying risks and opportunities based on ESG trends at an early stage. ESG criteria supplement the pure financial analysis and lead to more informed investment decisions.



### Climate - 1.5°C Paris Climate target

In accordance with the Paris Climate Agreement, the investment activity of the portfolio is aimed at reducing the CO<sub>2</sub>e intensity of the investments by at least 7.5% per year. The investment strategy target is based on the CO<sub>2</sub>e intensity of the investment universe at the end of 2019.



### SDGs - Sustainable Purpose

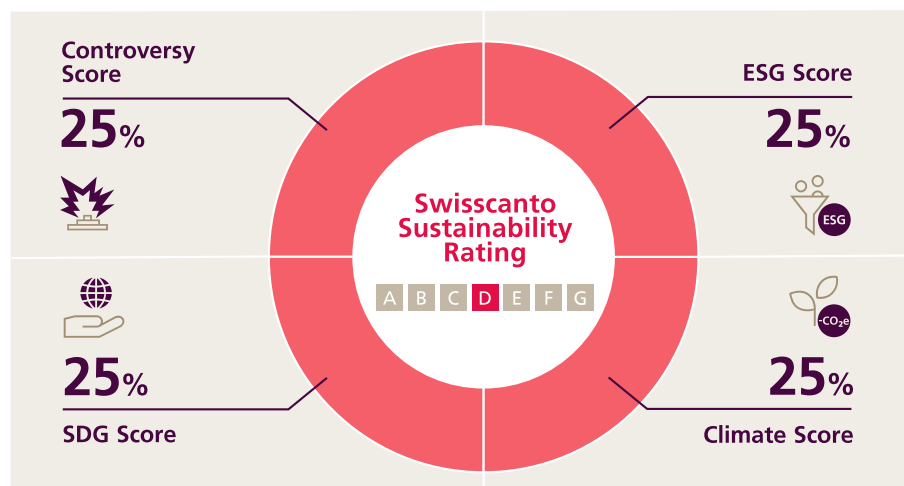
The "Sustainable Purpose" approach focuses on returns through investments in companies and countries with social benefits (SDG leaders). SDG leaders use their investment power to create environmentally and socially responsible products and services. In doing so, they contribute to the fulfillment of one or more of the UN's Sustainable Development Goals (UN SDGs). For diversification purposes, a best-in-class approach can also be used to invest in securities that are considered to have above-average positive ESG criteria (ESG leaders).

Detailed information on the fund-specific details can be found in the full sales prospectuses at [products.swisscanto.com](https://products.swisscanto.com).

# Explanations of Key Figures and Measurements

## Swisscanto Sustainability Rating

The proprietary Swisscanto Sustainability Rating is calculated according to the values of the collective assets and individual securities contained in the portfolio and is divided into seven sustainability classes ranging from A (highest level) to G (lowest level). To calculate the rating, companies and states are assessed according to the four pillars of our sustainability research:



**Controversy score:** To what extent do controversial business areas, questionable business practices or violations of international standards exist?

**ESG score:** How sustainably is the company or state run?

**Climate score:** How large is the negative impact of the company or state on the environment with regard to CO<sub>2</sub>e emissions?

**SDG score:** What impact does the company and/or state have on society and the environment in terms of achieving the 17 UN Sustainable Development Goals?

More information on the Swisscanto Sustainability Rating:  
<https://products.swisscanto.com/products/document>

## CO<sub>2</sub>e intensity

For companies, all Scope 1 and Scope 2 greenhouse gases regulated in the Kyoto Protocol are taken into account (CO<sub>2</sub> equivalents, abbreviated to CO<sub>2</sub>e). Scope 1 emissions originate from emission sources within the system boundaries considered. Scope 2 emissions arise from the generation of energy sourced externally. All other emissions (Scope 3) caused by the company's activities but not directly controlled are not taken into account due to a lack of data availability and quality. The emissions data for companies originates from ISS ESG. The emissions data used for states, regions and municipalities originates from EDGAR and complies with the United Nations Framework Convention on Climate Change (UNFCCC). For CO<sub>2</sub>e intensity (CI), the total CO<sub>2</sub>e emissions per year are standardised with the respective turnover (for companies) or GDP (for states, regions and municipalities). Missing CIs are supplemented with the industry median for companies. Within comparable peer groups, estimated CIs from ISS ESG are limited to the peer group's maximum reported CIs. For regions, cities and municipalities, the values of the corresponding state and for financing agencies the median of the respective financial sector are used.

For actively managed portfolios according to the Responsible approach, the compatibility of the portfolio with the Paris Climate Agreement (1.5-degree reduction target) is derived from the benchmark index as at 31 December 2019. The climate target is reduced by 7,5% plus nominal economic growth each year. The achievement of the 1.5-degree target for active, mixed (corporate and sovereign) funds is determined as follows: (Weight of corporate x deviation of corporate CI from 1.5-degree target) + (weight of sovereign x deviation of sovereign CI from 1.5-degree target).

### **Share of controversies**

The application of exclusion criteria (based on the SVVK-ASIR and any further exclusions) is the first step in the multi-stage investment process. We exclude companies if they pursue business activities assessed critically from a sustainability perspective or if they have a significant participation in such companies. If a company violates several exclusion criteria, it is listed multiple times in the detailed controversy report. Double counts are adjusted on the overview page for the portfolio or benchmark index. As a result, the total weight and number of companies in the detailed report does not always correspond to the weight or number of companies on the overview page. The data for the controversies is provided by MSCI ESG Research Inc.

This Sustainability Report refers to assets to which the Sustainability Policy is applicable, as well as a look-through on mutual funds and direct investments where available. For example, investments in derivatives of baskets of underlying issuers or investments in specific asset classes (foreign exchange, precious metals, commodities etc.) are not included in the assessment.

## Disclaimer

This document is for information purposes. It does not constitute an offer or recommendation to acquire, hold or sell financial instruments or to purchase banking services, nor does it form the basis of any contract or obligation of any kind.

This document is intended for distribution in Switzerland and is not intended for investors in other countries.

The products and services described in this document are not available to US persons in accordance with the applicable regulations (especially Regulation S of the US Securities Act of 1933).

The document was prepared by Zürcher Kantonalbank with customary due diligence and may contain information from carefully selected third-party sources. However, Zürcher Kantonalbank does not provide any guarantee with regard to the correctness or completeness of the information the document contains and waives any liability for losses arising from its use.

Past performance and returns are no guarantee of positive investment performance or returns in the future. Every investment involves risks, especially fluctuations in value and income and possibly exchange rates. In terms of the sustainability information, please note that there is no generally accepted framework or list of factors in Switzerland that has to be considered in order to ensure the sustainability of investments.

The information in this document relates to Swisscanto funds domiciled in Luxembourg ("Swisscanto (LU) funds").

The sole binding basis for purchasing Swisscanto (LU) funds is the current fund documents (e.g. fund agreements/contractual conditions, prospectuses, key investor information or basic information sheets as well as annual reports), which can be obtained from [www.swisscanto.com](http://www.swisscanto.com), Swisscanto Fund Management Company Ltd., Bahnhofstrasse 9, 8001 Zurich (also representative of the Luxembourg Swisscanto funds) or from all branch offices of Zürcher Kantonalbank. The paying agent for the Luxembourg Swisscanto funds in Switzerland is Zürcher Kantonalbank, Bahnhofstrasse 9, CH-8001 Zurich.

© Zürcher Kantonalbank. All rights reserved

Disclaimers requested by data providers:

Although Zürcher Kantonalbank's information providers, including without limitation, MSCI ESG Research Inc. and its affiliates (the "ESG Parties"), obtain information from sources they consider reliable, none of the ESG Parties warrants or guarantees the originality, accuracy and/or completeness of any data herein. None of the ESG Parties makes any express or implied warranties of any kind, and the ESG Parties hereby expressly disclaim all warranties of merchantability and fitness for a particular purpose, with respect to any data herein. None of the ESG Parties shall have any liability for any errors or omissions in connection with any data herein. Further, without limiting any of the foregoing in no event shall any of the ESG Parties have any liability for any direct, indirect, special, punitive, consequential or any other damages (including lost profits) even if notified of the possibility of such damages.